

# Professional Master's Degree

## Veterinary Emergencies in Small Animals



## Professional Master's Degree Veterinary Emergencies in Small Animals

- » Modality: online
- » Duration: 12 months
- » Certificate: TECH Global University
- » Credits: 60 ECTS
- » Schedule: at your own pace
- » Exams: online

Website: [www.techtute.com/us/veterinary-medicine/professional-master-degree/master-veterinary-emergencies-small-animals](http://www.techtute.com/us/veterinary-medicine/professional-master-degree/master-veterinary-emergencies-small-animals)

# Index

01

Introduction

---

*p. 4*

02

Objectives

---

*p. 8*

03

Skills

---

*p. 14*

04

Course Management

---

*p. 18*

05

Structure and Content

---

*p. 24*

06

Methodology

---

*p. 30*

07

Certificate

---

*p. 38*

# 01

# Introduction

The care and management of veterinary emergencies is fundamental aspects in small animal clinics. It is an intervention that all veterinarians will inevitably have to face, regardless of the veterinary field in which they work, as this occurs not only in the specific highly-specialized emergency centers, but also in the first line of care. This is where they will carry out the immediate treatment of the patient before referring them in any cases where it is deemed necessary.

This comprehensive program in Veterinary Emergencies in Small Animals offers professionals extensive training, which will allow them to act rapidly and efficiently, thereby increasing patient recovery rates.







“

*Acquire the fundamental knowledge and skills of initial patient care and the diagnostic and therapeutic procedures needed in the most common emergency situations”*

In emergency medicine there is a series of understandings, procedures and techniques which are common in the majority of cases, independent of the specialty or specialties involved in each case. Across ten comprehensive modules, we will develop the fundamental concepts to help veterinarians to carry out clinical activity in emergency services. We will approach topics such as the correct triage management of patients, how to take a correct medical history, how to perform an initial examination and a detailed explanation of the most relevant techniques and tests for attending to a critical patient. Likewise, management guidelines are established to facilitate working with difficult patients.

We will cover how to approach patients who arrive at the center with acute problems such as pneumonia or pulmonary thromboembolism, or with aggravated or complicated secondary chronic problems, such as feline patients with asthma or dogs with heart failure and respiratory complications. We will also cover procedures for caring for patients with cardiovascular problems from their arrival at the emergency department, their initial stabilization, through to complementary tests and subsequent medical treatment.

Veterinary professionals will acquire the latest knowledge in Small Animal Emergencies thanks to this comprehensive program. All of this is presented in a 100% online format, which offers you the possibility to study anywhere, allowing you to adapt your study schedule to other aspects of your life. In short, it offers the most complete program in which we cover all the areas of knowledge you need in order to become the best prepared specialist.

This **Professional Master's Degree in Veterinary Emergencies in Small Animals** contains the most complete and up-to-date scientific program on the market. The most important features include:

- ◆ The latest technology in online teaching software
- ◆ A highly visual teaching system, supported by graphic and schematic contents that are easy to assimilate and understand
- ◆ Practical cases presented by practising experts
- ◆ State-of-the-art interactive video systems
- ◆ Teaching supported by telepractice
- ◆ Continuous updating and recycling systems
- ◆ Autonomous learning: full compatibility with other occupations
- ◆ Practical exercises for self-evaluation and learning verification
- ◆ Support groups and educational synergies: questions to the expert, debate and knowledge forums
- ◆ Communication with the teacher and individual reflection work
- ◆ Content that is accessible from any fixed or portable device with an Internet connection
- ◆ Supplementary documentation databases are permanently available, even after the program



*You will learn about the procedures used in Emergency Respiratory situations, thereby perfecting your therapeutic procedures”*

“

*Acquire the skills required to practice as an expert in the field of Veterinary Emergencies in Small Animals by mastering the latest techniques and advances in this type of intervention”*

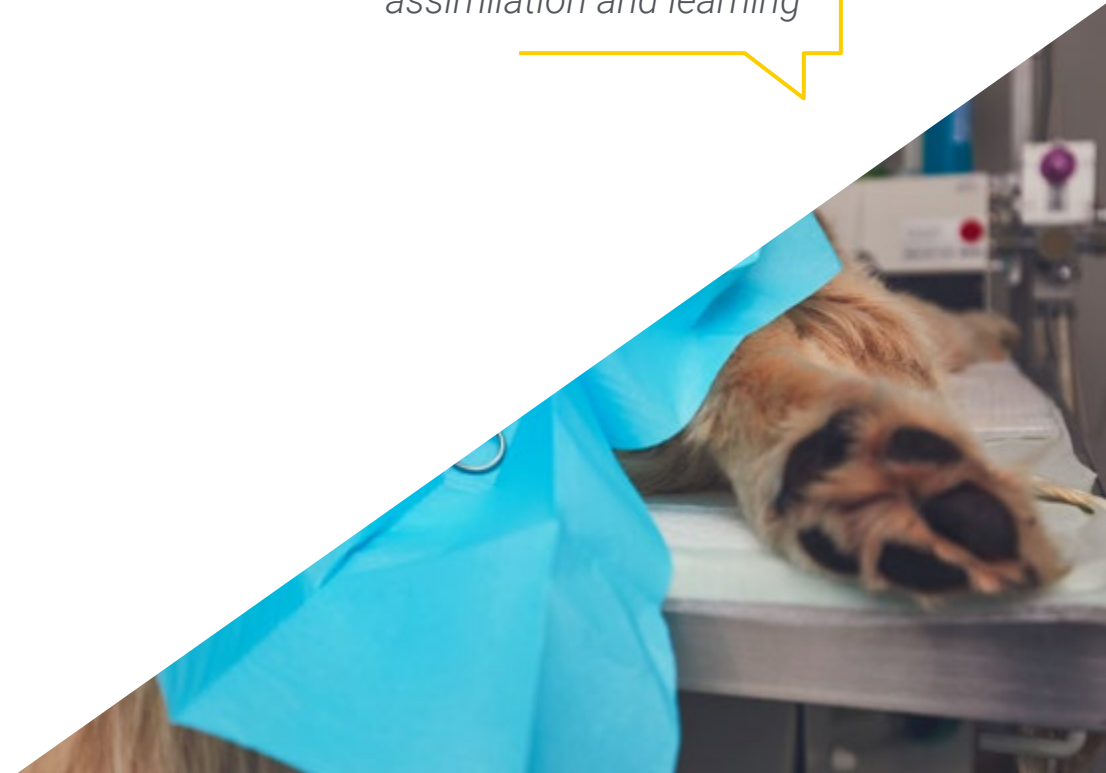
The teaching staff includes leading professionals who contribute their experience to this educational program, as well as renowned specialists belonging to leading societies and prestigious universities.

The multimedia content developed with the latest educational technology will provide the professional with situated and contextual learning, i.e., a simulated environment that will provide an immersive educational experience to learn in real situations.

This program is designed around Problem-Based Learning, whereby the professional must try to solve the different professional practice situations that arise throughout the program. For this purpose, the physician will be assisted by an innovative interactive video system developed by renowned experts in the field of veterinary medicine who have extensive teaching experience.

*This Professional Master's Degree in Veterinary Emergencies in Small Animals will take you through different teaching approaches which will allow you to learn in a dynamic and efficient way*

*You will be provided with multimedia tools meticulously designed by experts, which will favor the speed of assimilation and learning*





# 02 Objectives

The Professional Master's Degree in Veterinary Emergencies in Small Animals compiles the most up-to-date information based on the latest scientific research. Our ultimate goal is that the veterinary professional can deal with practically all the emergencies that arise, both in a center dedicated exclusively to emergency medicine and in a general veterinary center where this service is available.





“

*Our objective is simple: provide you will the knowledge and skills required to increase your competency in emergency veterinary care”*



## General Objectives

---

- ♦ Acquire knowledge and fundamental skills related to the initial attention of the patient and the necessary diagnostic and therapeutic procedures in the most common emergency situations
- ♦ Identify the main emergency situations related to respiratory pathology
- ♦ Establish the fundamental knowledge and skills needed to care for a patient with respiratory problems with the aim of improving the specific skills needed in this professional field
- ♦ Demonstrate the action procedures in emergency respiratory situations, with solid command of the treatment procedures
- ♦ Establish the knowledge and skills that veterinary professionals need to care for a patient with cardiovascular problems, with the aim of improving the specific skills needed in this professional field
- ♦ Analyze the main dermatological diseases in the field of Veterinary Science
- ♦ Develop knowledge of the different dermatological treatments in Clinical Veterinary
- ♦ Develop the most advanced knowledge in ophthalmologic emergencies as a reference for the diagnosis and treatment of the most common ophthalmologic diseases in small animals
- ♦ Gain a deeper understanding of the most advanced treatment and therapy in gastrointestinal emergencies in small animals
- ♦ Establish the fundamental knowledge and skills needed to care for a patient with gastrointestinal problems, with the aim of improving the specific skills needed in this professional field
- ♦ Compile the knowledge and skills needed to care for a patient with hematologic and/or oncologic emergency problems, with the aim of improving the specific skills needed in this professional field
- ♦ Offer the most appropriate treatments or therapies for the patient with a hematologic and/or oncologic emergency problem after correct anamnesis and initial assessment
- ♦ Establish the action protocol for patients in pain or with behavioral problems, according to the latest scientific advances
- ♦ Gain a deeper understanding of the most appropriate medical-surgical techniques for patients with nephrological, urological and/or reproductive problems
- ♦ Offer the most up-to-date treatments for a patient with metabolic and/or toxicologic problems, according to the latest research in the field



*A path to achieve specialization and professional growth that will propel you towards a greater level of competitiveness in the employment market"*



## Specific Objectives

---

### Module 1. Introduction to Emergency Medicine in Small Animals

- ◆ Perform the correct triage of patients who arrive at the emergency department
- ◆ Assess, manage and provide primary care to patients in an emergency
- ◆ Establish management guidelines to facilitate working with difficult patients (aggressive, fearful, etc.)
- ◆ Improve knowledge of anesthesia and analgesia in order to successfully perform a sedation, anesthesia and/or pain control procedure in critical patients
- ◆ Highlight the most common medication and treatments used in emergency medicine and their practical application
- ◆ Establish the diagnostic imaging tests and their practical application in emergency medicine in small animals
- ◆ Specify the characteristics and operations in an intensive care unit in small animal veterinary medicine
- ◆ Implement the use of medical protocols in each critical situation in order to facilitate the correct management of the patients
- ◆ Specify the patients which require specialized care in the intensive care unit
- ◆ Establish the management of nutritional therapy and metabolic support in patients in the Intensive Care Unit (ICU)

### Module 2. Management of Respiratory Emergencies

- ♦ Identify the main emergency situations in clinical practice that are related to respiratory pathology
- ♦ Perform correct anamnesis and physical examination to make an accurate diagnosis  
Perform stabilization techniques in patients with respiratory problems (thoracic drainage, intubation etc.)
- ♦ Interpret the most commonly used diagnostic imaging tests in respiratory emergencies
- ♦ Administer drugs to patients with respiratory problems
- ♦ Perform cardiopulmonary resuscitation procedures based on consensus and the latest scientific evidence

### Module 3. Management of Cardiovascular Emergencies

- ♦ Perform and interpret routine complementary tests in a patient with cardiovascular problems. These could include ECG, blood pressure measurement using different types of non-invasive measuring devices, oxygen saturation measurement, etc.
- ♦ Perform a diagnosis based on the data from the physical examination and laboratory tests, ECG and the diagnostic imaging
- ♦ Administer drugs to patients with cardiovascular problems
- ♦ Perform stabilization techniques in patients with cardiovascular problems (CPR, cardioversion, etc.)

### Module 4. Management of Dermatological Emergencies

- ♦ Perform and interpret the most commonly used complementary tests in veterinary dermatology, such as scrapings, cytology, use of UV lamps, Scotch test, trichogram, etc.
- ♦ Establish differential diagnoses based on patient symptoms and the results of the tests performed: physical examination, laboratory and imaging tests
- ♦ Administer drugs to patients with severe dermatological lesions (burns, toxic products, etc.)

### Module 5. Management of Ophthalmologic Emergencies

- ♦ Perform and interpret the routine tests in an emergency ophthalmology consultation, including the use of a direct and indirect ophthalmoscope, a slit lamp, a tonometer, Schirmer's test, fluorescein test, etc.
- ♦ Establish diagnoses based on physical examination data and laboratory tests, specific tests and diagnostic imaging tests
- ♦ Use the most appropriate drugs and therapies in treating patients with emergency ophthalmologic problems
- ♦ Perform emergency anesthetic and surgical techniques on patients with loss of vision

### Module 6. Management of Gastrointestinal Emergencies

- ♦ Perform and interpret the routine tests in a gastroenterology consultation, such as a stool analysis, rapid diagnostic test, etc.
- ♦ Establish diagnoses based on physical examination data, laboratory and imaging tests and develop differentials based on the patient's clinical condition and the results of the tests performed
- ♦ Insert enteral feeding tubes, both nasogastric and esophageal
- ♦ Administer food and medication via the enteral route
- ♦ Apply the most appropriate treatment and therapies in the treatment of patients with emergency gastrointestinal problems

### Module 7. Management of Hematologic and Oncologic Emergencies

- ♦ Establish a differential diagnosis based on the clinical framework of the patient and on the results of the tests in order to make a diagnosis
- ♦ Perform and interpret routine tests in a hematologic or oncologic consultation, such as a blood smear, staining of samples, cytology of biological samples, fine needle puncture, etc.
- ♦ Administer chemotherapy medication correctly and in a risk-free way
- ♦ Use the most appropriate treatment and therapies on patients with emergency hematologic/ oncologic problems



**Module 8. Management of Neurological, Behavioral and Orthopedic Emergencies**

- ◆ Stabilize patients with neurological and behavioral emergencies and correctly perform anamnesis and initial evaluations
- ◆ Establish protocol or good practice clinical guides and friendly management techniques, especially in patients feeling pain, fear or any other medical or paramedical problem that makes them more sensitive to bad care
- ◆ Perform and interpret routine tests in clinical neurology and etiology consultations
- ◆ Use the most appropriate treatments and therapies on patients with neurological and/or behavioral emergencies, paying special attention to new therapeutic administration routes such as transmucosal and intranasal routes
- ◆ Perform and interpret the routine tests in a trauma or orthopedic consultation, paying special attention to functional tests, walking assessment, etc.
- ◆ Establish a differential diagnosis based on the clinical framework of the patient and on the results of the tests in order to make a diagnosis
- ◆ Successfully perform the most common immobilization and stabilization techniques in fractures and polytraumatized patients
- ◆ Use the most appropriate treatment and therapies on patients with emergency trauma or orthopedic problems

**Module 9. Management of Urologic and Reproductive Emergencies**

- ◆ Perform and interpret the routine tests in a nephrology, urology or reproductive medicine consultation such as a vaginal cytology, urinary sediment examination, abdominal ultrasound, urinalysis, etc.
- ◆ Perform a presumptive and differential diagnosis based on the data from the physical examination, laboratory tests and diagnostic imaging tests
- ◆ Apply the most appropriate treatment and therapies in the treatment of patients with emergency nephrologic, urologic and/or reproductive problems
- ◆ Perform medical-surgical techniques to stabilize patients with genitourinary problems such as urethral catheterization in patients with urethral obstruction or cystocentesis

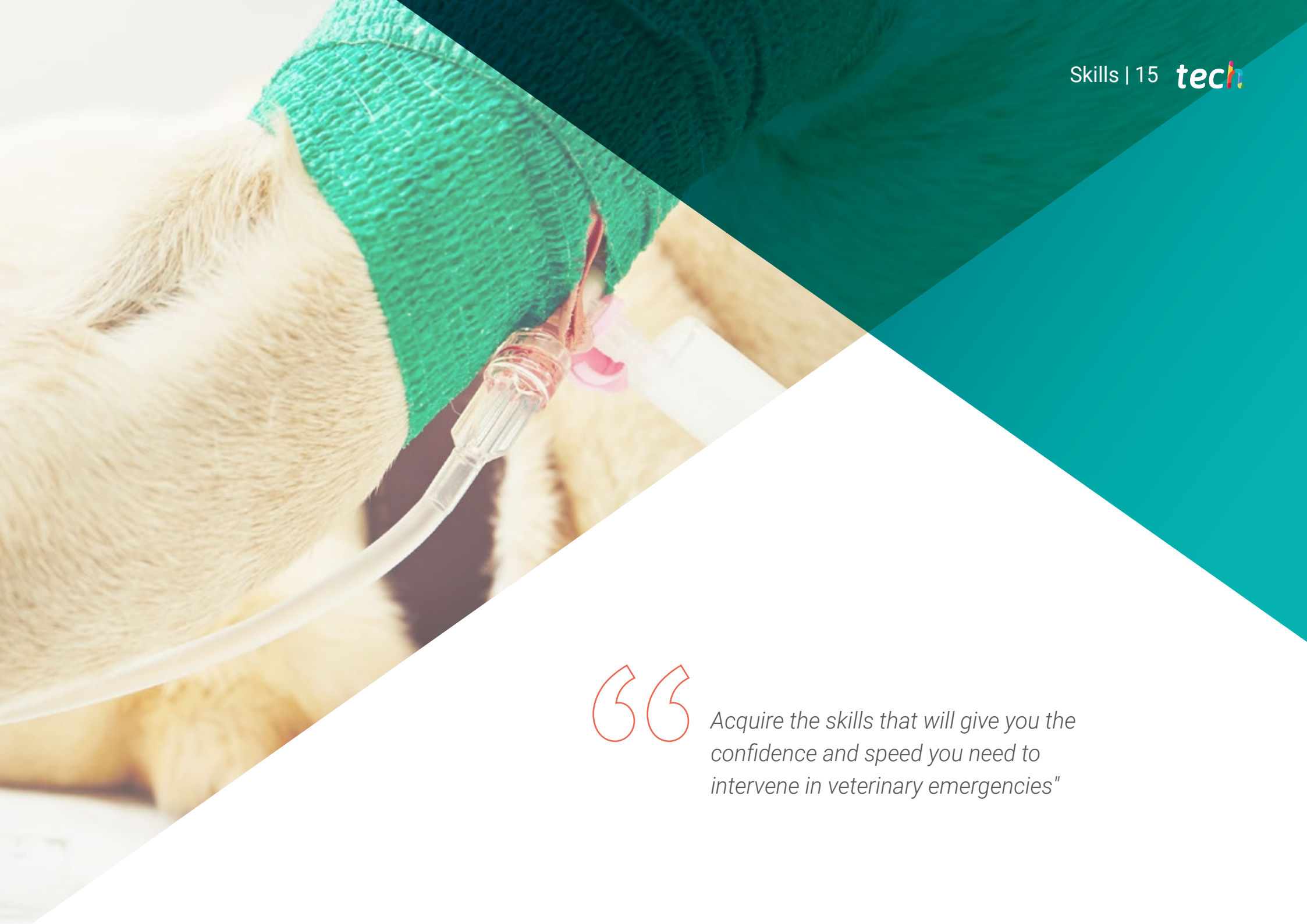
**Module 10. Metabolic and Toxicological Emergencies**

- ◆ Perform and interpret routine tests in metabolic and/or toxicology emergency consultations, such as rapid drug tests or glucose curves
- ◆ Establish differential diagnoses based on physical examination data, laboratory tests and diagnostic imaging tests
- ◆ Use the most appropriate treatment and therapies on patients with emergency metabolic and/or toxicology problems
- ◆ Perform precise medical-surgical techniques to stabilize patients with metabolic and toxicology emergency problems, such as gastric lavage or glucose measurement devices

# 03 Skills

This Professional Master's Degree in Veterinary Emergencies in Small Animals has been created as a high-quality educational program for veterinary professionals. Its intensive training allows you to acquire real skills needed by professionals in their daily emergency practice. In this way, you can work with the speed and confidence needed in this field.





“

*Acquire the skills that will give you the confidence and speed you need to intervene in veterinary emergencies”*





## General Skills

---

- ♦ Organize and provide exceptional primary care for patients arriving at the emergency department
- ♦ Determine the fundamental emergencies in different pathologies and apply the appropriate action in each specific case

“

*Learn from the experience of veterinarians specialized in the different branches of the Small Animal Veterinary Clinic”*







## Specific Skills

---

- ♦ Determine the fundamental emergencies in respiratory pathology and apply the corresponding treatment
- ♦ Acquire skills for the management of cardiovascular emergencies and apply effective treatment in their intervention
- ♦ Provide efficient treatment of the main dermatological, ophthalmological, gastrointestinal, hematological and oncological emergencies
- ♦ Recognize and ensure the rapid implementation of protocols for pain patients
- ♦ Define an appropriate intervention in emergency situations of behavioral problems
- ♦ Acquire complete and up-to-date knowledge of new medical-surgical techniques in relation to nephrological, urological and reproductive emergencies
- ♦ Intervene successfully in metabolic and toxicological emergencies



# 04

# Course Management

Within the aim of ensuring total quality in our programs, we are proud to provide you with a teaching staff of the highest level, chosen for their proven experience. Professionals from different areas and fields of expertise that make up a complete, multidisciplinary team. A unique opportunity to learn from the best.





“

*Leading professionals in the field have come together to teach you the latest advances in Veterinary Emergencies in Small Animals”*

## Management



### Dr. Quintana Diez, Germán

- ♦ PhD in Veterinary Medicine from the USC
- ♦ Degree in Veterinary Medicine from the USC
- ♦ Coordinator of the Dermatology and Behavioral Medicine Services at the Polyclinic A Marosa Veterinary Center
- ♦ Master's Degree in Small and Exotic Animals from UCM
- ♦ Master's Degree in Clinical Etiology and Animal Welfare from UCM
- ♦ Specialist Degree in Medical Genetics and Genomics from UCAM
- ♦ Member of the European Society of Veterinary Dermatology
- ♦ Member of the European Society of Clinical Veterinary Ethology
- ♦ Member of the Spanish Association of Veterinarians of Pet Animals and member of the AVEPA internal medicine, dermatology and clinical etiology study groups

## Professors

### Ms. Arenal Duque, Irene

- ♦ Veterinarian in the Breeding Service of the Fundación Once del Perro Guía (Eleven Guide Dogs Foundation)
- ♦ Degree in Veterinary Medicine from the UCM
- ♦ Intern in anesthesia at UCM during the last two years of her career and resident at the HCV UCM
- ♦ Master's Degree in Clinical Etiology and Animal Welfare from UCM
- ♦ Head of Emergency and Hospitalization Services at the VETSIA Veterinary Hospital for 2 years
- ♦ Member of AVEPA and of AVEPA's study groups on clinical ethology (GrETCA) and reproduction (GERPAC)

### Ms. Basadre González, Tegra

- ♦ Clinical Veterinarian in the Polyclinic A Marosa Veterinary Center
- ♦ Degree in Veterinary Medicine from the USC
- ♦ Postgraduate Degree in Veterinary Ophthalmology from UAB

### Dr. Eimil López, Rodrigo

- ♦ Clinical Veterinarian in A Marosa Veterinary Center in the Internal Medicine and Anesthesia Areas
- ♦ Head of Uronephrology and Dentistry services
- ♦ Degree in Veterinary Medicine from the USC
- ♦ Member of AVEPA



**Dr. Beceiro Hermida, Óscar**

- ♦ Head of Kavuré Veterinary Hospital
- ♦ Degree and Advanced Study Diploma in Veterinary Medicine from the USC
- ♦ Master's Degree in Animal Behavior and Well-Being, UZ
- ♦ Postgraduate Degree in Behavioral Medicine and Animal Welfare from Improve Iberica
- ♦ General Practitioner Certificate in Animal Behavior from the European School of Veterinary Postgraduate Studies
- ♦ Multi-species Behavior Modification Technician, Bocalán Foundation - The Dog Trainers Factory

**Dr. Blanco Fraga, Xabier**

- ♦ Head of the Soft Tissue Surgery and Traumatology and Orthopedic Surgery Services of the Policlínico A Marosa Veterinary Center
- ♦ Degree in Veterinary Medicine from the UAB
- ♦ Advanced Study Diploma in Veterinary Medicine from the USC
- ♦ Postgraduate Degree in Soft Tissue Surgery from Improve Iberica
- ♦ General Practitioner Certificate in Soft Tissue Surgery from the European School of Veterinary Postgraduate Studies
- ♦ Member of AVEPA and of AVEPA's study group of orthopedics and traumatology

**Ms. Ferro López, María**

- ♦ Clinical Veterinarian in the Polyclinic A Marosa Veterinary Center in Internal Medicine with special focus on reproductive, neonatal and emergency medicine
- ♦ Degree in Veterinary Medicine from the USC
- ♦ Postgraduate Degree in Small Animal Clinic from UAB

**Ms. García Portillo, Susana**

- ♦ Behavioral Medicine Specialist in Veterinary Ethology
- ♦ After several years of exclusive dedication to general clinic, started her active training in the field of Behavioral Medicine in 2004
- ♦ Master's Degree in Applied Clinical Etiology and Animal Well-Being, Autonomous University of Barcelona (2008)
- ♦ Member of the Clinical Ethology Group of AVEPA (GrETCA) and of the European Society of Veterinary Clinical Ethology (ESVCE)

**Ms. Ibaseta Solís, Patricia**

- ♦ Degree in Veterinary Medicine from the USC
- ♦ Coordinator of the Veterinary Team at the Cidade de Lugo Veterinary Hospital and the regional animal blood bank unit
- ♦ Ophthalmology GPCert
- ♦ Master's Degree in Veterinary Ophthalmology from Improve International
- ♦ Feline Medicine GPCert
- ♦ Master's Degree in Feline Medicine from Improve International
- ♦ Expert in Abdominal Ultrasound from Improve International
- ♦ Member of the Spanish Association of Veterinarians of Pet Animals and member of the study groups of feline medicine and internal medicine

**Ms. López Beceiro, Raquel**

- ♦ Director of "Physiotherapy and Animal Rehabilitation"
- ♦ Degree in Veterinary Medicine from the USC
- ♦ Graduate in the Basis of Physiotherapy and Animal Rehabilitation from UCM
- ♦ Graduate in Physiotherapy and Rehabilitation in Small Animals from USC
- ♦ Member of AVEPA and of AVEPA's study group in Veterinary Physical Rehabilitation
- ♦ Member of the Spanish Association of Veterinary Specialists in Rehabilitation and Physiatry (AEVEFI)

**Ms. López Lamas, Cristina**

- ◆ Clinical Veterinarian at A Marosa Veterinary Polyclinic, mainly in the internal medicine unit
- ◆ Head of Cardiology Service at the Polyclinica A Marosa Veterinary Center
- ◆ Degree in Veterinary Medicine from the USC
- ◆ Postgraduate degree in Clinical Ultrasound from Improve Iberica
- ◆ General Practitioner Certificate in Clinical Ultrasound from the European School of Veterinary Postgraduate Studies
- ◆ Member of AVEPA and of AVEPA's study group in Cardiology

**Dr. Rolle Mendaña, Diego**

- ◆ Clinical Veterinarian in the Villalba Veterinary Clinic
- ◆ Degree in Veterinary Medicine from the USC
- ◆ Junior Researcher in UC Davis Veterinary Medicine Teaching & Research Center
- ◆ Has spent periods of time in various centers: A Marosa Veterinary Polyclinic, Tomás Bustamante Veterinary Hospital or Gecko Veterinary Clinic

**Ms. Pateiro Moure, Ariadna**

- ◆ Degree in Veterinary Medicine from the USC with Special Focus in Internal Medicine, specifically Feline Medicine
- ◆ Master's Degree in Feline Medicine from Improve International
- ◆ General Practitioner Certificate in Feline Medicine from the European School of Veterinary Postgraduate Studies
- ◆ Expert in Care Activity in the Veterinary Hospital
- ◆ Member of AVEPA and of AVEPA's study group in Feline Medicine (GEMFE)
- ◆ Has spent periods of time in various centers: San Vicente Veterinary Hospital, Saudevet Veterinary Clinic, Feline Clinic of Barcelona, Nacho Menes Veterinary Hospital and AMUS Wildlife Hospital, Abros Veterinary Hospital and Rof Codina University Veterinary Hospital, among others





**Ms. Pousada Estévez, Graciela**

- ◆ Clinical Veterinarian in Recatelo Veterinary Clinic
- ◆ Degree in Veterinary Medicine from the USC
- ◆ Master's Degree in Food Safety from UNED
- ◆ Senior Technician in Advanced Level Occupational Risk Prevention
- ◆ Specialist in Industrial Hygiene, Workplace Safety and Applied Ergonomics and Psychosociology
- ◆ Member of AVEPA and of the oncology, exotic animals and feline medicine specialist groups in AVEPA
- ◆ Member of the International Society of Feline Medicine (ISFM)
- ◆ Co-author of the Occupational Risk Prevention Manual published by the Spanish Association of Veterinary Entrepreneurs

**Dr. Villar Estalote, Jaime**

- ◆ Director of IMAVET and Veterinary Specialist in Neurology and Traumatology
- ◆ Degree in Veterinary Medicine from the USC
- ◆ Member of: SETOV, ESVOT, AVEPA, GEVO, WASAVA, FECAVA, FIAVAC and of the AVEPA study group for neurology and neurosurgery
- ◆ Teacher at Improve International in the General Practitioner Certificate in Physiotherapy as well as General Practitioner Certificate in Small Animal Neurology
- ◆ Has undertaken residencies in the most prestigious centers in Spain, as well as in WSC University and the Royal Veterinary College



# 05

# Structure and Content

This program has been developed in line with the educative efficiency criteria that we offer. Through a complete and detailed syllabus you will cover all the essential subject areas, gradually acquiring the skills required to put the necessary knowledge into practice. A very well-developed learning structure tailored to student needs that will allow them to learn in a continuous, efficient manner.







“

*This Professional Master's Degree in Veterinary Emergencies in Small Animals contains the most complete and up-to-date scientific program on the market”*

### Module 1. Introduction to Emergency Medicine in Small Animals

- 1.1. Triage and Initial Assessment
- 1.2. Initial Assessment
- 1.3. Primary Care and Management of Emergency Patients
- 1.4. Management of Difficult Canine Patient
- 1.5. Management of Difficult Feline Patient
- 1.6. Anesthesia and Analgesia in Emergency Patients
- 1.7. Pharmacology in Emergency Patients
- 1.8. Enteral Nutrition
- 1.9. Intensive Care Unit (ICU)
- 1.10. Diagnostic Imaging

### Module 2. Management of Respiratory Emergencies

- 2.1. General Clinical Management
- 2.2. Complementary Diagnostic Procedures
- 2.3. Pharmacology in Patients with Respiratory Processes
- 2.4. Obstruction of Upper Airways (Pharynx, Larynx and Trachea)
- 2.5. Pleural Space Diseases (I)
- 2.6. Pleural Space Diseases (II)
- 2.7. Pleural Space Diseases (III)
- 2.8. Lower Airway Disorders
- 2.9. Diffuse Parenchymal Lung Diseases (I)
- 2.10. Diffuse Parenchymal Lung Diseases (II)







### Module 3. Management of Cardiovascular Emergencies

- 3.1. General Clinical Management
- 3.2. Complementary Diagnostic Procedures
- 3.3. Congestive Heart Failure
- 3.4. Cardiac Tamponade/Effusion
- 3.5. Dilated Cardiomyopathy
- 3.6. Feline Thromboembolism
- 3.7. Arrhythmias
- 3.8. Systemic Hypertension
- 3.9. Heat Stroke
- 3.10. Cardiopulmonary Arrest and Cardiopulmonary Resuscitation (CPR)

### Module 4. Management of Dermatological Emergencies

- 4.1. General Considerations
- 4.2. Wound Management
- 4.3. Burn Treatment
- 4.4. Canine Toxic Shock Syndrome
- 4.5. Pyotraumatic Dermatitis (Hot Spot) and Wet Tail Syndrome
- 4.6. Urticaria/Angioedema
- 4.7. Juvenile Cellulitis
- 4.8. Abscesses
- 4.9. Otophematoma/Otitis Externa
- 4.10. Erythema Multiforme (EM), Stevens-Johnson Syndrome (SJS) and Toxic Epidermal Necrolysis (TEN)

### **Module 5. Management of Ophthalmologic Emergencies**

- 5.1. General Considerations (I)
- 5.2. General Considerations (II)
- 5.3. Eyeball Proptosis or Prolapse
- 5.4. Acute Blepharospasm
- 5.5. Corneal Ulcer
- 5.6. Uveitis
- 5.7. Anterior Dislocation the Crystalline Lens
- 5.8. Acute Glaucoma
- 5.9. Pink Eye
- 5.10. Blindness or Visual Impairment

### **Module 6. Management of Gastrointestinal Emergencies**

- 6.1. General Clinical Management
- 6.2. Acute Abdomen
- 6.3. Acute Vomiting
- 6.4. Acute Diarrhea
- 6.5. Gastric Dilation and Volvulus (GDV)
- 6.6. Acute Pancreatitis
- 6.7. Acute Liver Failure
- 6.8. Foreign Bodies
- 6.9. Colitis
- 6.10. Jaundiced Cat

### **Module 7. Management of Hematologic and Oncologic Emergencies**

- 7.1. General Clinical Management in Oncology Patients
- 7.2. Oncologic Emergencies
- 7.3. Emergencies during Oncology Treatment
- 7.4. General Clinical Management in Patients with Hematologic Disorders
- 7.5. Vascular Disorders
- 7.6. Red Blood Cell Disorders: Anemia
- 7.7. White Blood Cell Disorders
- 7.8. Platelet Disorders: Primary Hemostasis
- 7.9. Hemostatic Disorders: Secondary Hemostasis
- 7.10. Transfusional Medicine in Small Animals

### **Module 8. Management of Neurological, Behavioral and Orthopedic Emergencies**

- 8.1. General Clinical Management in Patients with Neurological Conditions
- 8.2. Intracranial Disorders
- 8.3. Spinal Disorders
- 8.4. Vestibular System Disorders
- 8.5. Neuromuscular Disorders
- 8.6. Polytraumatized Patient Care
- 8.7. Immobilization, Stabilization and Fracture Management
- 8.8. Reducing Dislocations
- 8.9. Most Common Behavioral Emergencies (I)
- 8.10. Most Common Behavioral Emergencies (II)



## Module 9. Management of Urologic and Reproductive Emergencies

- 9.1. Clinical Management of Patient with Urologic and Reproductive Emergencies
- 9.2. Acute Renal Failure
- 9.3. Urinary Obstruction
- 9.4. Hematuria
- 9.5. Uroabdomen
- 9.6. Perineal Hernia with Bladder Entrapment
- 9.7. Emergencies in Non-Pregnant Females
- 9.8. Emergencies in Pregnant Females
- 9.9. Emergencies in Postpartum Females
- 9.10. Reproductive Emergencies in Males

## Module 10. Metabolic and Toxicological Emergencies

- 10.1. Clinical Management of Patients with Metabolic Emergencies
- 10.2. Diabetic Patients
- 10.3. Addisonian Crisis (Hypoadrenocorticism)
- 10.4. Other Metabolic Emergencies
- 10.5. Clinical Management of Patients with Toxicological Emergencies
- 10.6. Most Common Intoxications (I)
- 10.7. Most Common Intoxications (II)
- 10.8. Most Common Intoxications (III)
- 10.9. Most Common Intoxications (IV)
- 10.10. Most Common Intoxications (V)



*A comprehensive teaching program, structured in well-developed teaching units, oriented towards learning that is compatible with your personal and professional life"*

# 06 Methodology

This academic program offers students a different way of learning. Our methodology uses a cyclical learning approach: **Relearning**.

This teaching system is used, for example, in the most prestigious medical schools in the world, and major publications such as the **New England Journal of Medicine** have considered it to be one of the most effective.





“

*Discover Relearning, a system that abandons conventional linear learning, to take you through cyclical teaching systems: a way of learning that has proven to be extremely effective, especially in subjects that require memorization"*

## At TECH we use the Case Method

What should a professional do in a given situation? Throughout the program you will be presented with multiple simulated clinical cases based on real patients, where you will have to investigate, establish hypotheses and, finally, resolve the situation. There is an abundance of scientific evidence on the effectiveness of the method. Specialists learn better, faster, and more sustainably over time.

*With TECH you will experience a way of learning that is shaking the foundations of traditional universities around the world*



According to Dr. Gérvas, the clinical case is the annotated presentation of a patient, or group of patients, which becomes a "case", an example or model that illustrates some peculiar clinical component, either because of its teaching power or because of its uniqueness or rarity. It is essential that the case is based on current professional life, in an attempt to recreate the actual conditions in a veterinarian's professional practice.



“

*Did you know that this method was developed in 1912, at Harvard, for law students? The case method consisted of presenting students with real-life, complex situations for them to make decisions and justify their decisions on how to solve them. In 1924, Harvard adopted it as a standard teaching method”*

The effectiveness of the method is justified by four fundamental achievements:

1. Veterinarians who follow this method not only manage to assimilate concepts, but also develop their mental capacity through exercises to evaluate real situations and knowledge application
2. Learning is solidly translated into practical skills that allow the student to better integrate into the real world.
3. Ideas and concepts are understood more efficiently, given that the example situations are based on real-life.
4. The feeling that the effort invested is effective becomes a very important motivation for veterinarians, which translates into a greater interest in learning and an increase in the time dedicated to working on the course.



## Relearning Methodology

At TECH we enhance the case method with the best 100% online teaching methodology available: Relearning.

This university is the first in the world to combine the study of clinical cases with a 100% online learning system based on repetition, combining a minimum of 8 different elements in each lesson, a real revolution with respect to the mere study and analysis of cases.



*Veterinarians will learn through real cases and by resolving complex situations in simulated learning environments. These simulations are developed using state-of-the-art software to facilitate immersive learning*

At the forefront of world teaching, the Relearning method has managed to improve the overall satisfaction levels of professionals who complete their studies, with respect to the quality indicators of the best online university (Columbia University).

With this methodology more than 65,000 veterinarians have been trained with unprecedented success in all clinical specialties, regardless of the surgical load. Our teaching method is developed in a highly demanding environment, where the students have a high socio-economic profile and an average age of 43.5 years.

*Relearning will allow you to learn with less effort and better performance, involving you more in your training, developing a critical mindset, defending arguments, and contrasting opinions: a direct equation for success*

In our program, learning is not a linear process, but rather a spiral (learn, unlearn, forget, and relearn). Therefore, we combine each of these elements concentrically.

The overall score obtained by TECH's learning system is 8.01, according to the highest international standards.





This program offers the best educational material, prepared with professionals in mind:



#### Study Material

All teaching material is produced by the specialists who teach the course, specifically for the course, so that the teaching content is highly specific and precise.

These contents are then applied to the audiovisual format, to create the TECH online working method. All this, with the latest techniques that offer high quality pieces in each and every one of the materials that are made available to the student.



#### Latest Techniques and Procedures on Video

TECH introduces students to the latest techniques, the latest educational advances and to the forefront of current and procedures of veterinary techniques. All of this in direct contact with students and explained in detail so as to aid their assimilation and understanding. And best of all, you can watch the videos as many times as you like.



#### Interactive Summaries

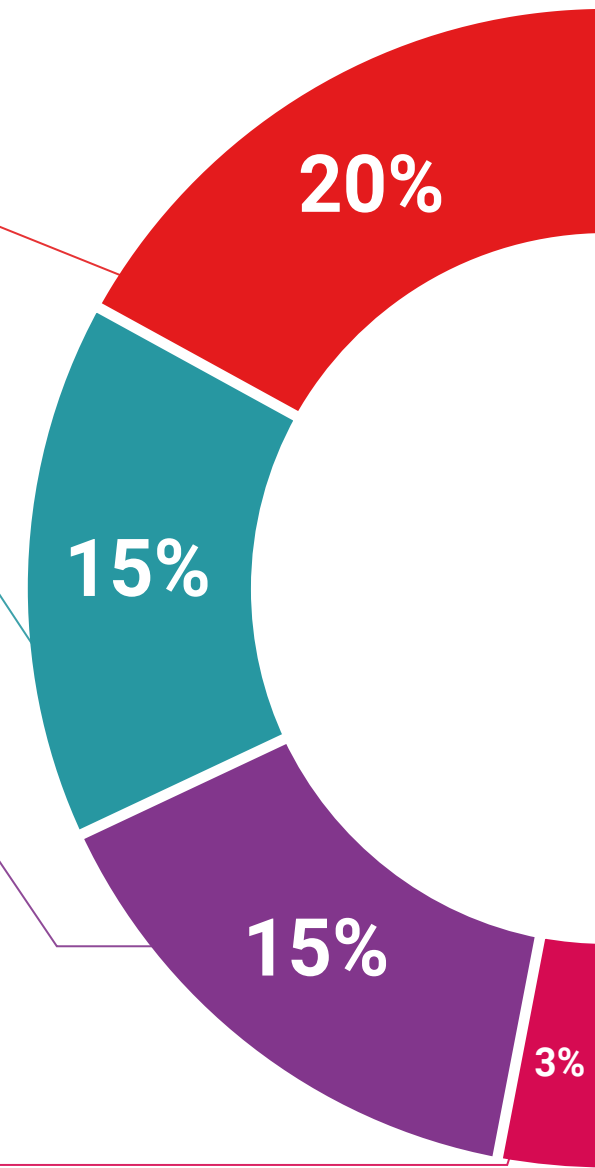
The TECH team presents the contents attractively and dynamically in multimedia lessons that include audio, videos, images, diagrams, and concept maps in order to reinforce knowledge.

This exclusive educational system for presenting multimedia content was awarded by Microsoft as a "European Success Story".



#### Additional Reading

Recent articles, consensus documents and international guidelines, among others. In TECH's virtual library, students will have access to everything they need to complete their course.







#### Expert-Led Case Studies and Case Analysis

Effective learning ought to be contextual. Therefore, TECH presents real cases in which the expert will guide students, focusing on and solving the different situations: a clear and direct way to achieve the highest degree of understanding.



#### Testing & Retesting

We periodically evaluate and re-evaluate students' knowledge throughout the program, through assessment and self-assessment activities and exercises, so that they can see how they are achieving their goals.



#### Classes

There is scientific evidence suggesting that observing third-party experts can be useful.

Learning from an Expert strengthens knowledge and memory, and generates confidence in future difficult decisions.



#### Quick Action Guides

TECH offers the most relevant contents of the course in the form of worksheets or quick action guides. A synthetic, practical, and effective way to help students progress in their learning.



07

# Certificate

The Professional Master's Degree in Veterinary Emergencies in Small Animals guarantees students, in addition to the most rigorous and up-to-date education, access to a Professional Master's Degree issued by TECH Global University.



“

*Successfully complete this program  
and receive your university degree  
without travel or laborious paperwork”*

This program will allow you to obtain your **Professional Master's Degree diploma in Veterinary Emergencies in Small Animals** endorsed by **TECH Global University**, the world's largest online university.

**TECH Global University** is an official European University publicly recognized by the Government of Andorra (**official bulletin**). Andorra is part of the European Higher Education Area (EHEA) since 2003. The EHEA is an initiative promoted by the European Union that aims to organize the international training framework and harmonize the higher education systems of the member countries of this space. The project promotes common values, the implementation of collaborative tools and strengthening its quality assurance mechanisms to enhance collaboration and mobility among students, researchers and academics.

This **TECH Global University** title is a European program of continuing education and professional updating that guarantees the acquisition of competencies in its area of knowledge, providing a high curricular value to the student who completes the program.

Title: **Professional Master's Degree in Veterinary Emergencies in Small Animals**

Modality: **online**

Duration: **12 months**

Accreditation: **60 ECTS**



\*Apostille Convention. In the event that the student wishes to have their paper diploma issued with an apostille, TECH Global University will make the necessary arrangements to obtain it, at an additional cost.



health future confidence people education information tutors guarantee accreditation teaching institutions technology learning community commitment personalized service innovation knowledge present online development languages virtual classroom



**Professional Master's Degree**  
Veterinary Emergencies  
in Small Animals

- » Modality: online
- » Duration: 12 months
- » Certificate: TECH Global University
- » Credits: 60 ECTS
- » Schedule: at your own pace
- » Exams: online

Professional Master's Degree

Veterinary Emergencies  
in Small Animals

