

# Postgraduate Diploma

## Pathologies and Rehabilitation Plans in Small Animals





## Postgraduate Diploma Pathologies and Rehabilitation Plans in Small Animals

- » Modality: online
- » Duration: 6 monthst
- » Certificate: TECH Global University
- » Credits: 24 ECTS
- » Schedule: at your own pace
- » Exams: online

Website: [www.techtute.com/us/veterinary-medicine/postgraduate-diploma/postgraduate-diploma-pathologies-rehabilitation-plans-small-animals](http://www.techtute.com/us/veterinary-medicine/postgraduate-diploma/postgraduate-diploma-pathologies-rehabilitation-plans-small-animals)

# Index

01

Introduction

---

*p. 4*

02

Objectives

---

*p. 8*

03

Course Management

---

*p. 12*

04

Structure and Content

---

*p. 16*

05

Methodology

---

*p. 22*

06

Certificate

---

*p. 30*

# 01

# Introduction

The diagnosis of trauma disorders in small animals can be challenging due to the wide range of etiologies that may be involved. In order to conduct a systematic and orderly examination to provide the appropriate answers, veterinarians need to have the most up-to-date knowledge in this field, including anatomical and neurological studies and the new diagnostic tools currently available. This program is an extraordinarily useful tool for the veterinarian, consisting of a complete collection of the most advanced diagnostic tools for sensory, motor and physical conditions. This highly academic program will be completed with a deep dive into the latest means of rehabilitative intervention for small animals.





“

*A highly academic Postgraduate Diploma that will allow you to acquire or update your knowledge in the field of motor pathology in small animals and their rehabilitation treatment”*

This Postgraduate Diploma begins with an in-depth focus on the rehabilitation of feline patients. The main obstacle in treating these patients is veterinarians lack of experience of the correct techniques, which is why, during the orthopedic examination, some signs may be overlooked, making the correct diagnosis difficult.

In response to this, the rehabilitation of orthopedic diseases will be addressed, among which Osteoarthritis (OA) is emerging as one of the most prevalent diseases in felines, with studies indicating a prevalence of up to 90%.

Additionally, students will examine the characteristics that make water ideal during the recovery period after a number of conditions. In addition, it develops and compares the different therapeutic options offered by the use of the aquatic environment.

Veterinary sports medicine will also be studied, analyzing the reactions and adaptations the body makes during physical activity and the alterations suffered in the event of certain injuries or physical maladaptations.

First contact with the sports world will be made with the objective of optimizing the performance of each athlete, minimizing the risk of injury and deciding the best treatment and/or training plan for each animal.

Physiotherapy and veterinary rehabilitation will be viewed as a form of complementary therapy for both medical and post-surgical locomotor treatments. In addition, they can be included as integrated analgesia therapy. The main objective of treatment is always to improve the patient's quality of life by choosing the appropriate intervention methods and techniques for each case study.

TECH offers all this, with the aim of integrating medicine which always treats the animal in its entirety, since each animal manifests, suffers and responds differently to the same disease. Therefore, treatments should not simply be medical prescriptions, they should be tailored and personalized.

This **Postgraduate Diploma in Pathologies and Rehabilitation Plans in Small Animals** contains the most complete and up-to-date scientific program on the market. The most important features include:

- ◆ The development of case studies presented by experts in Pathologies and Rehabilitation Plans in Small Animals
- ◆ The graphic, schematic, and eminently practical contents with which they are created, provide scientific and practical information on the disciplines that are essential for professional practice
- ◆ News on Pathologies and Rehabilitation Plans in Small Animals
- ◆ Practical exercises where self-assessment can be used to improve learning
- ◆ With special focus on innovative methodologies in Pathologies and Rehabilitation Plans in Small Animals
- ◆ Theoretical lessons, questions to the expert, debate forums on controversial topics, and individual reflection assignments
- ◆ Content that is accessible from any fixed or portable device with an Internet connection



*An intensive tour through the different disorders, conditions and injuries, with a special focus on the complex approach to domestic felines”*



“

*A program supported by study aids which have been created to boost the value of the effort invested, converting your studies into skills in the shortest possible time”*

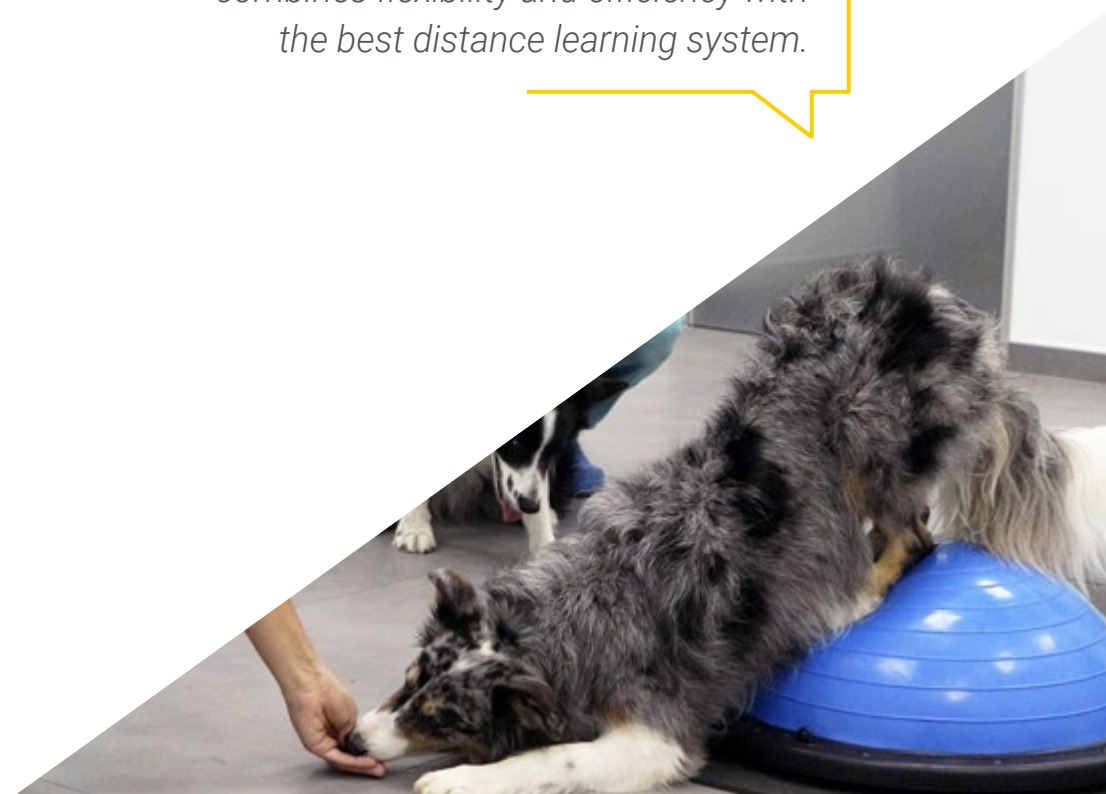
The program includes, in its teaching staff, professionals belonging to the veterinary field, who bring their vast work experience to this specialization, in addition to recognized specialists from prestigious reference societies and universities.

TECH's Multimedia Content, elaborated with the latest Educational Technology, will grant professionals a situated and contextual learning experience, that is to say, a simulated environment that will provide an immersive specialization programmed to train students in real situations.

This program is designed around Problem-Based Learning, whereby the specialist must try to solve the different professional practice situations that arise during the academic year. For this purpose, the professional will be assisted by an innovative interactive video system developed by recognized and experienced experts in Pathologies and Rehabilitation Plans in Small Animals.

*You will learn with the highest rated study aids in the online teaching landscape, to facilitate the assimilation of knowledge and improve learning outcomes.*

*With the convenience of a program conceived to be fully adaptable to your needs, this Postgraduate Diploma combines flexibility and efficiency with the best distance learning system.*



# 02 Objectives

This Postgraduate Diploma in Pathologies and Rehabilitation Plans in Small Animals aims to train veterinary professionals in the specific aspects involved in the diagnosis, approach and creation of rehabilitation plans for small animals affected by traumatic and orthopedic disorders or any other condition of interest to rehabilitation medicine. A high-quality program that will optimize your effort by converting it quickly into results.







“

*The objective of this Postgraduate Diploma is to provide the professional with the most comprehensive and up-to-date knowledge regarding how to approach disorders which are related to rehabilitative medicine for small animals”*



## General objectives

---

- ♦ Develop specialized knowledge regarding the rehabilitation of feline patients
- ♦ Analyze the most frequent conditions affecting feline patients that may require treatment by a rehabilitation veterinarian
- ♦ Determine the importance and value of hydrotherapy in the field of animal physical rehabilitation
- ♦ Examine the physical principles that make hydrotherapy an important tool in animal physical rehabilitation
- ♦ Determine the characteristics of the sporting dog
- ♦ Analyze the optimization of the dog's physical condition
- ♦ Review the different sports modalities
- ♦ Identify the most frequent injuries
- ♦ Establish the steps of a complete trauma examination
- ♦ Evaluate the effects of immobilization on tissues
- ♦ Identify the most frequent traumatological pathologies
- ♦ Present the possible treatments for each pathology, as well as an approach to their management in physical rehabilitation
- ♦ Generate specialized knowledge on relevant aspects for the indication and follow-up to rehabilitation
- ♦ Guarantee a correct rehabilitation process for all patients
- ♦ Create a multidisciplinary work plan
- ♦ Cover the physiotherapeutic needs demanded by the patient
- ♦ Develop an appropriate treatment plan for patients







“

*This program will help you  
acquire the skills you need  
to excel in your daily work”*



## Specific objectives

---

### Module 1. Feline Rehabilitation. Hydrotherapy

- ♦ Propose rehabilitation plans adjusted to the peculiarities in the character and management of the feline species both in the clinic environment and at home
- ♦ Generate specialized knowledge to detect signs of osteoarthritis (OA) in the feline species
- ♦ Compile therapies and strategies that are well tolerated by the feline species in the Rehabilitation Sessions
- ♦ Recognize the main differences between the principles of pool hydrotherapy and underwater treadmill hydrotherapy
- ♦ Analyze the indications and contraindications of hydrotherapy
- ♦ Examine the differences between swimming and walking in water
- ♦ Develop a rehabilitation plan that includes hydrotherapy

### Module 2. Sports Medicine. Sports Modalities in Dogs. Most Frequent Pathologies and Prevention

- ♦ Examine the key points in the rehabilitation of the performance dog
- ♦ Develop a Training Plan
- ♦ Analyze the weak points of a performance dog
- ♦ Identify abnormalities in a performance dog
- ♦ Generate Training Plans
- ♦ Establish a recovery plan after an injury
- ♦ Determine the importance of sports rehabilitation

### Module 3. Traumatologic Examination. Effects of Immobilization on Tissues Traumatologic Pathologies in Rehabilitation

- ♦ Identify the changes in morphology and composition of different tissues when subjected to immobilization
- ♦ Substantiate the physical therapies carried out during the period of tissue remobilization
- ♦ Analyze the effects of different medications on immobilized tissues
- ♦ Compile the most frequent trauma pathologies of the forelimbs and hindlimbs
- ♦ Evaluate the most common musculoskeletal tumors
- ♦ Establish treatment guidelines for fractures and joint dislocations

### Module 4. Rehabilitation Plans: Design of a Rehabilitation and Communication Program with the Owner

- ♦ Choose the appropriate intervention methods and techniques in each case
- ♦ Achieve control of the disease and its risk factors
- ♦ Prevent secondary diseases, complications and sequelae
- ♦ Adapt the residual capacity, modifying the environment to facilitate daily tasks
- ♦ Convey as much information about the patient's condition as possible to the patient's owner
- ♦ Maintain the follow-up of the pathological process and evolution of the patient
- ♦ Ensure a better sense of well-being
- ♦ Choose the appropriate intervention methods and techniques in each case
- ♦ Generate patient follow-up
- ♦ Facilitate the patient's daily life
- ♦ Extend the patient's quality of life
- ♦ Improve the patient's physical capabilities
- ♦ Alleviate the patient's pain
- ♦ Inform those responsible for the patients about their status



“

*A specialization that will give you the opportunity to update your knowledge in animal rehabilitation”*



# 03

## Course Management

The program's teaching staff includes experts from different areas related to physiotherapeutic rehabilitation in small animals. A multidisciplinary faculty that will allow you to acquire not only the knowledge you need, but also the direct and contextual vision of professionals involved in this sector and that will allow you to approach the most immediate reality of the profession by responding to real and current situations.





“

*A teaching staff made up of specialists in different areas of veterinary medicine who will give you the multidisciplinary vision essential to providing the best assistance in the rehabilitation of small animals"*

## Management



### Ms. Ceres Vega-Leal, Carmen

- ♦ Veterinarian in the Physiotherapy and Rehabilitation Service at Clínica Veterinaria A Raposeira, Vigo (Pontevedra)
- ♦ Veterinarian in Tierklinik Scherzingen, Freiburg (Germany)
- ♦ Degree in Veterinary Medicine from the Faculty of Veterinary Medicine of León in 2000
- ♦ Master's Degree in Physiotherapy and Rehabilitation of Small Animals, Complutense University of Madrid
- ♦ Master's Degree in Veterinary Physiotherapy and Rehabilitation for Dogs and Cats, Complutense University of Madrid
- ♦ Postgraduate Diploma in Bases of Physiotherapy and Animal Rehabilitation, Complutense University of Madrid 2014

## Professors

### Ms. Picón Costa, Marta

- ♦ Outpatient Rehabilitation and Physiotherapy Service in Seville and Cadiz areas.
- ♦ Veterinarian by the Faculty of Veterinary Medicine of Alfonso X the Wise
- ♦ Postgraduate Diploma in Physiotherapy and Animal Rehabilitation, Complutense University of Madrid

### Ms. Pascual Veganzones, María

- ♦ Head veterinarian at the Narub Rehabilitation and Hydrotherapy Center.
- ♦ Manager and Coordinator of the Rehabilitation and Physiotherapy service at home, Animal Nutrition in Vetterapia Animal.
- ♦ Head of the veterinary clinic at Don Pelanas Veterinary Center. Animal Rehabilitation and Physiotherapy Service
- ♦ Graduate in Veterinary Medicine, University of León
- ♦ Postgraduate course in Rehabilitation and Veterinary Physiotherapy in Small Animals, FORVET school.

### Ms. Hernández Jurado, Lidia

- ♦ Co-owner and head of the Animal Physical Rehabilitation Service of the Amodiño Veterinary Clinic in Lugo.
- ♦ Graduate in Veterinary Medicine, University of Santiago de Compostela.
- ♦ Degree in Biology, University of Santiago de Compostela.
- ♦ Specialization Postgraduate Certificate in Small Animal Rehabilitation

### Ms. Laliena Aznar, Julia

- ♦ Head of the Rehabilitation Service, Veterinary Hospital Anicura Valencia Sur Valencia
- ♦ I-VET academy teacher in Rehabilitation classes of the Veterinary Technical Assistant postgraduate course
- ♦ Degree in Veterinary Medicine, University of Zaragoza
- ♦ Master's Degree in Small Animal Clinic I and II
- ♦ Postgraduate Certificate in Small Animal Veterinary Rehabilitation
- ♦ Postgraduate Certificate in Clinical Diagnosis in the Canine and Feline Patient

### Ms. Rodríguez-Moya Rodríguez, Paula

- ♦ Veterinarian at the Rehabcan Animal Rehabilitation and Physiotherapy Center. Traditional Chinese veterinary medicine service
- ♦ Graduate in Veterinary Medicine, Catholic University of Valencia.
- ♦ Specialty in Traditional Chinese Medicine by Chi Institute. Certified acupuncturist. Certified Food Therapist
- ♦ Postgraduate Degree in Physiotherapy and Rehabilitation of Small Animals by Euroinnova Business School

# 04

## Structure and Content

The structure of the content has been specifically designed to allow students to embark on an intensive journey through the indispensable knowledge required in the diagnosis and approach to various disorders in small animals. A study that incorporates, in an efficient and thorough manner, the planning, development and application of rehabilitation plans which have been adjusted to suit the different therapeutic situations. .







“

*A complete syllabus that incorporates all the latest developments in the sector, including the most relevant advances in the diagnosis of conditions and their appropriate rehabilitative treatment”*

## Module 1. Feline Rehabilitation. Hydrotherapy

- 1.1. Feline Rehabilitation I: Important Aspects
  - 1.1.1. Signs of Pain in the Feline Patient
  - 1.1.2. The Importance of the Environment and Management in the Feline Patient
  - 1.1.3. Main Pathologies Susceptible to Rehabilitation in Felines
- 1.2. Feline Rehabilitation II: Degenerative Joint Disease in Felines
  - 1.2.1. Clinical Manifestations
  - 1.2.2. Orthopedic Examination
  - 1.2.3. Radiological Peculiarities
  - 1.2.4. Weight Management
- 1.3. Feline Rehabilitation III: the Post-Surgical Patient
  - 1.3.1. Introduction
  - 1.3.2. Special Care and Stress Management
  - 1.3.3. Rehabilitation Therapies and Techniques
- 1.4. Feline Rehabilitation IV: Considerations in Rehabilitation Plans
  - 1.4.1. The Environment and Structuring of the Sessions
  - 1.4.2. Most Tolerated Therapies
  - 1.4.3. Strategies for the Execution of Therapeutic Exercises
  - 1.4.3. Home Modifications and Recommendations
- 1.5. Hydrotherapy I: Physical Principles of Water
  - 1.5.1. Introduction
  - 1.5.2. Relative Density
  - 1.5.3. Buoyancy
  - 1.5.4. Surface Tension
  - 1.5.5. Viscosity
  - 1.5.6. Hydrostatic Pressure
  - 1.5.7. Thermal Capacity
- 1.6. Hydrotherapy II: Benefits and Indications
  - 1.6.1. Indications in Patients with Neurological Problems
  - 1.6.2. Indications in Patients with Orthopedic Problems
  - 1.6.3. Indications in Overweight Patients
  - 1.6.4. Indications in Sports Patients



- 1.7. Hydrotherapy III: Precautions, Contraindications and Special Care
  - 1.7.1. Precautions
  - 1.7.2. Contraindications
  - 1.7.3. Special Care
- 1.8. Hydrotherapy IV: Modalities I
  - 1.8.1. Underwater Tape
  - 1.8.2. Indications and Advantages
  - 1.8.3. Precautions and Contraindications
- 1.9. Hydrotherapy V: Modalities II
  - 1.9.1. Swimming and Other Pool Exercises
  - 1.9.2. Indications and Advantages
  - 1.9.3. Precautions and Contraindications
  - 1.9.4. Main Differences between the Two Modalities
- 1.10. Hydrotherapy VI: Development of a Hydrotherapy Plan
  - 1.10.1. When to Implement Hydrotherapy in the Rehabilitation Plan?
  - 1.10.2. Duration of Therapy
  - 1.10.3. Water Temperature
  - 1.10.2. Water Quality Parameters.
  - 1.10.3. The Importance of the Drying

## Module 2. Sports Medicine. Sports Modalities in Dogs. Most Frequent Pathologies and Prevention

- 2.1. Characteristics of the Athletic Dog
  - 2.1.1. Definition of the Athletic Dog
  - 2.1.2. Characteristics of the Athletic Dog
  - 2.1.3. Importance of Rehabilitation in the Sporting Dog
- 2.2. Physiology of Exercise
  - 2.2.1. Definitions
  - 2.2.2. Phases of the Exercise
  - 2.2.3. Adaptations of the Organism
- 2.3. Sports Modalities I. Agility
  - 2.3.1. Definition
  - 2.3.2. Categories, Levels and Modalities
  - 2.3.3. Agility Dog Morphology
- 2.4. Sport Modalities II. Canicross, Bikejoring, Mushing
  - 2.4.1. Canicross
  - 2.4.2. Bikejoring
  - 2.4.3. Medium and Long Distance Mushing
  - 2.4.4. Other Sports Modalities
- 2.5. Specific Nutrition for Sporting Dogs
  - 2.5.1. Basic Concepts
    - 2.5.1.1. Energy Requirements
  - 2.5.2. Basic Food
    - 2.5.2.1. Concepts of Raw Food
  - 2.5.3. Supplements and Supplements
  - 2.5.4. Aspects to Consider
- 2.6. Most Frequent Pathologies
  - 2.6.1. Thoracic Limb
  - 2.6.2. Pelvic Limb
  - 2.6.3. Other Pathologies
- 2.7. Why Are They Injured?
  - 2.7.1. Main Causes of Injuries
  - 2.7.2. How to Prevent Injuries?
  - 2.7.3. Non-Musculoskeletal Pathologies
- 2.8. The Working Dog
  - 2.8.1. Selection of the Working Dog
  - 2.8.2. Preparation. of the Working Dog
  - 2.8.3. Care of the Working Dog
- 2.9. Sport and Proprioception
  - 2.9.1. What is Proprioception?
  - 2.9.2. Core Musculature
  - 2.9.3. Proprioceptive Exercises
- 2.10. Training Plan
  - 2.10.1. Start Training
  - 2.10.2. Importance of a Good Warm-Up
  - 2.10.3. Importance of Good Cool Down

### Module 3. Traumatological Examination. Effects of Immobilization on Tissues Traumatological Pathologies in Rehabilitation

- 3.1. Traumatological Examination
  - 3.1.1. Forelimbs
  - 3.1.2. Hind Limbs
- 3.2. Effects of Immobilization on Different Tissues
  - 3.2.1. Bone
  - 3.2.2. Ligaments and Tendons
- 3.3. Effects of Immobilization on Different Tissues II
  - 3.3.1. Muscle
  - 3.3.2. Cartilage
- 3.4. Fractures and Dislocations
  - 3.4.1. Fracture Management
  - 3.4.2. Dislocation Management
- 3.5. Hip
  - 3.5.1. Hip Dysplasia
  - 3.5.2. Avascular Necrosis of the Femoral Head
- 3.6. Knee
  - 3.6.1. Patella Dislocation
  - 3.6.2. Rupture of the Anterior Cruciate Ligament
  - 3.6.3. OCD of the Knee
- 3.7. Elbow and Shoulder
  - 3.7.1. Elbow Dysplasia
    - 3.7.1.1. Fragmented Medial Coronoid Process
    - 3.7.1.2. OCD of the Elbow
    - 3.7.1.3. Non-Union of the Anconic Process
    - 3.7.1.4. Joint Incongruence
  - 3.7.2. Shoulder OCD
  - 3.7.3. Medial Shoulder Instability

- 3.8. Muscular Pathologies
  - 3.8.1. Fibrotic Contracture of the Infraspinatus Muscle
  - 3.8.2. Contracture of the Flexor Muscles of the Forearm
  - 3.8.3. Quadriceps Contracture
  - 3.8.4. Fibrotic Myopathy of the Gracilis Muscle
- 3.9. Tendon and Ligament Pathologies
  - 3.9.1. Bicipital Tenosynovitis
  - 3.9.2. Tendinopathy of the Supraspinatus Muscle
  - 3.9.3. Carpal Hyperextension
  - 3.9.4. Patellar Tendon Rupture
  - 3.9.5. Achilles Tendon Rupture
- 3.10. Other Pathologies
  - 3.10.1. Panosteitis
  - 3.10.2. Hypertrophic Osteopathy
  - 3.10.3. Musculoskeletal Tumors

### Module 4. Rehabilitation Plans: Design of a Rehabilitation and Communication Program with the Owner

- 4.1. Establishing a Rehabilitation Plan - Where Do I start?
  - 4.1.1. What Cases Respond to Physical Therapy and Rehabilitation?
  - 4.1.2. Objectives and Working Methods
  - 4.1.3. Inconveniences and Circumstances to Consider
  - 4.1.4. What to Evaluate in Rehabilitation
- 4.2. How Do I Rehabilitate?
  - 4.2.1. The Therapist-Patient Relationship
  - 4.2.2. Adaptation to the Patient
  - 4.2.3. Patient Motivation
  - 4.2.4. Fundamental Aspects of a Rehabilitation Program
    - 4.2.4.1. Frequency (F)
    - 4.2.4.2. Intensity
    - 4.2.4.3. Duration
    - 4.2.4.4. Types of Exercise

- 4.3. Designing a Rehabilitation Plan
  - 4.3.1. Optimize and Make the Rehabilitation Center's Time and Space Cost-Effective
  - 4.3.2. Individualization of the Therapeutic Protocol
  - 4.3.3. Success of the Rehabilitation Plan
- 4.4. Management of a Veterinary Center
  - 4.4.1. Factors to Consider
  - 4.4.2. Service to the Veterinarian/Referral Center
  - 4.4.3. Are Social Networks Important?
- 4.5. Communication with the Owner and/or Person Responsible for the Animal
  - 4.5.1. Quality of Care
  - 4.5.2. Owner Integration in Therapy
  - 4.5.3. Communication with the Owner
- 4.6. Rehabilitation and Physiotherapy in Spinal Cord Injuries
  - 4.6.1. Introduction
  - 4.6.2. Most frequent Neurology Pathologies
  - 4.6.3. Therapeutic Generalities
- 4.7. Rehabilitation and Physiotherapy of Patients with Osteoarthritis.
  - 4.7.1. Environment.
  - 4.7.2. Concomitant Diseases
  - 4.7.3. Weight Control
  - 4.7.4. Rehabilitation and Physical Therapy Plan
- 4.8. Fracture Rehabilitation
  - 4.8.1. Diaphyseal Fractures
  - 4.8.2. Joint Fractures
  - 4.8.3. Fractures that Do Not Close
- 4.9. Pre- and Post-Surgical Rehabilitation
  - 4.9.1. Elbow Dysplasia
  - 4.9.2. Hip Dysplasia
  - 4.9.3. Cruciate Ligament Rupture
- 4.10. Other Rehabilitation Plans
  - 4.10.1. Diseases of Young Children under 1 Year of Age
  - 4.10.2. Preventive Rehabilitation
  - 4.10.3. Considerations a Be Taken into Account in the Cardiopathy Patient



*A highly academic specialization which has been specially designed to lead veterinarians to success in their profession"*



# 05 Methodology

This academic program offers students a different way of learning. Our methodology uses a cyclical learning approach: **Relearning**.

This teaching system is used, for example, in the most prestigious medical schools in the world, and major publications such as the **New England Journal of Medicine** have considered it to be one of the most effective.





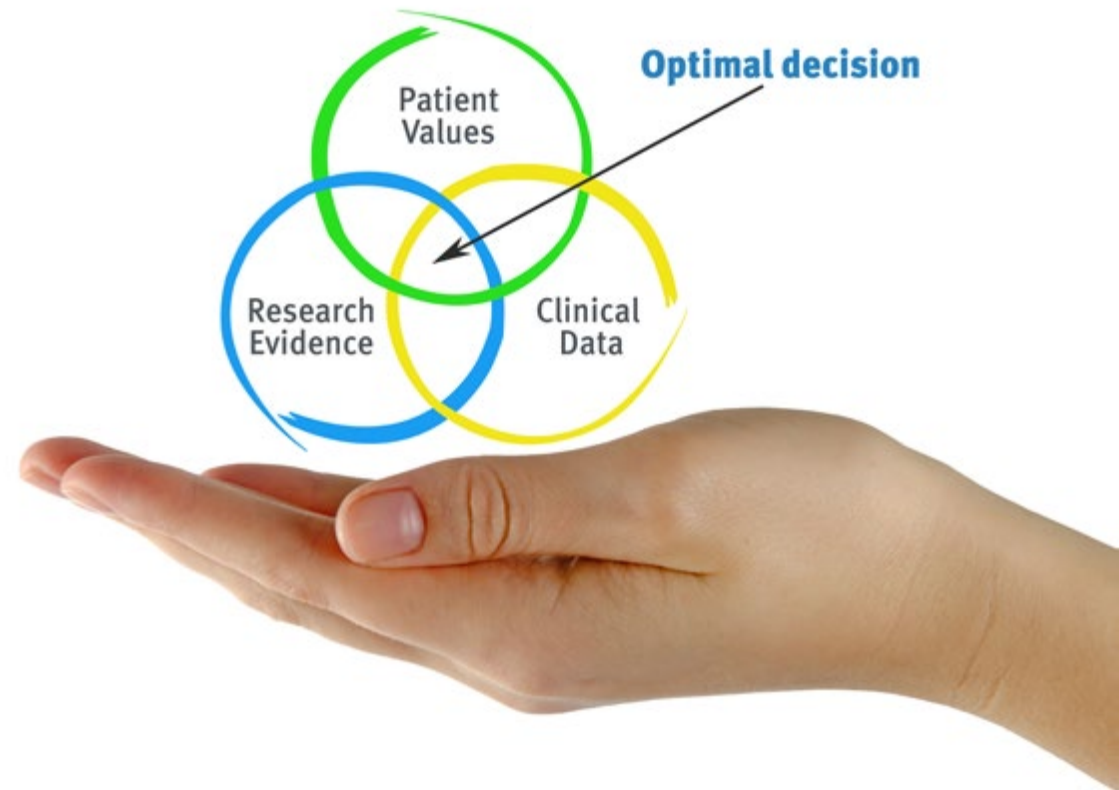
“

*Discover Relearning, a system that abandons conventional linear learning, to take you through cyclical teaching systems: a way of learning that has proven to be extremely effective, especially in subjects that require memorization"*

## At TECH we use the Case Method

What should a professional do in a given situation? Throughout the program you will be presented with multiple simulated clinical cases based on real patients, where you will have to investigate, establish hypotheses and, finally, resolve the situation. There is an abundance of scientific evidence on the effectiveness of the method. Specialists learn better, faster, and more sustainably over time.

*With TECH you will experience a way of learning that is shaking the foundations of traditional universities around the world.*



According to Dr. Gérvas, the clinical case is the annotated presentation of a patient, or group of patients, which becomes a "case", an example or model that illustrates some peculiar clinical component, either because of its teaching power or because of its uniqueness or rarity. It is essential that the case is based on current professional life, in an attempt to recreate the actual conditions in a veterinarian's professional practice.



“

*Did you know that this method was developed in 1912, at Harvard, for law students? The case method consisted of presenting students with real-life, complex situations for them to make decisions and justify their decisions on how to solve them. In 1924, Harvard adopted it as a standard teaching method”*

The effectiveness of the method is justified by four fundamental achievements:

1. Veterinarians who follow this method not only manage to assimilate concepts, but also develop their mental capacity through exercises to evaluate real situations and knowledge application
2. Learning is solidly translated into practical skills that allow the student to better integrate into the real world.
3. Ideas and concepts are understood more efficiently, given that the example situations are based on real-life.
4. The feeling that the effort invested is effective becomes a very important motivation for veterinarians, which translates into a greater interest in learning and an increase in the time dedicated to working on the course.



## Relearning Methodology

At TECH we enhance the case method with the best 100% online teaching methodology available: Relearning.

This university is the first in the world to combine the study of clinical cases with a 100% online learning system based on repetition, combining a minimum of 8 different elements in each lesson, a real revolution with respect to the mere study and analysis of cases.



*Veterinarians will learn through real cases and by resolving complex situations in simulated learning environments. These simulations are developed using state-of-the-art software to facilitate immersive learning.*



At the forefront of world teaching, the Relearning method has managed to improve the overall satisfaction levels of professionals who complete their studies, with respect to the quality indicators of the best online university (Columbia University).

With this methodology more than 65,000 veterinarians have been trained with unprecedented success in all clinical specialties, regardless of the surgical load. Our teaching method is developed in a highly demanding environment, where the students have a high socio-economic profile and an average age of 43.5 years.

*Relearning will allow you to learn with less effort and better performance, involving you more in your training, developing a critical mindset, defending arguments, and contrasting opinions: a direct equation for success.*

In our program, learning is not a linear process, but rather a spiral (learn, unlearn, forget, and re-learn). Therefore, we combine each of these elements concentrically.

The overall score obtained by TECH's learning system is 8.01, according to the highest international standards.



This program offers the best educational material, prepared with professionals in mind:



### Study Material

All teaching material is produced by the specialists who teach the course, specifically for the course, so that the teaching content is highly specific and precise.

These contents are then applied to the audiovisual format, to create the TECH online working method. All this, with the latest techniques that offer high quality pieces in each and every one of the materials that are made available to the student.



### Latest Techniques and Procedures on Video

TECH introduces students to the latest techniques, the latest educational advances and to the forefront of current and procedures of veterinary techniques. All of this in direct contact with students and explained in detail so as to aid their assimilation and understanding. And best of all, you can watch the videos as many times as you like.



### Interactive Summaries

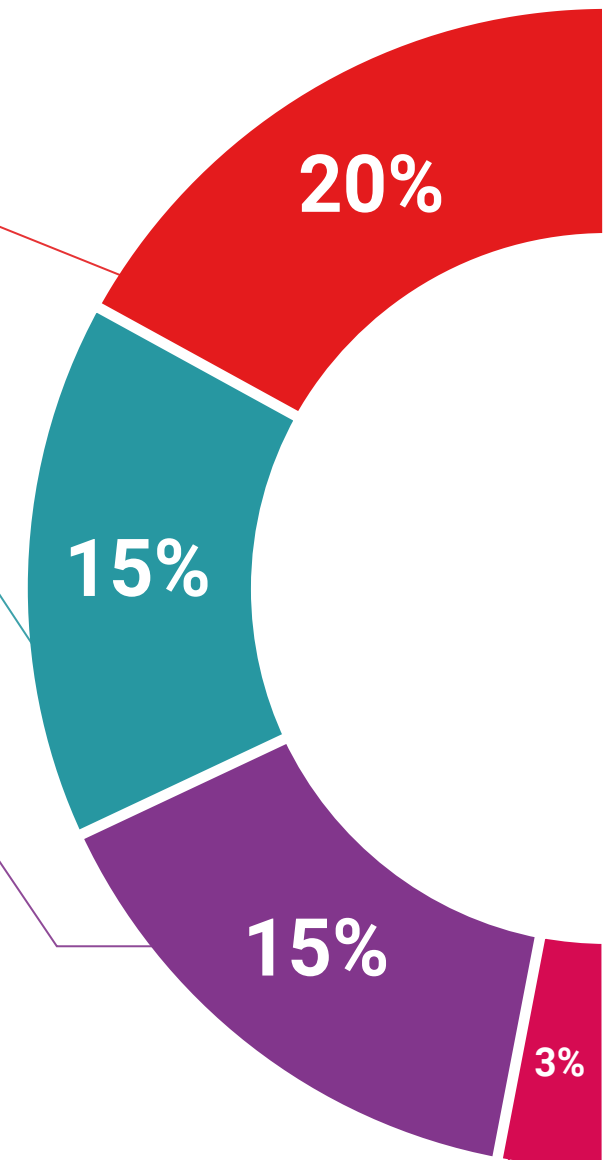
The TECH team presents the contents attractively and dynamically in multimedia lessons that include audio, videos, images, diagrams, and concept maps in order to reinforce knowledge.

This exclusive educational system for presenting multimedia content was awarded by Microsoft as a "European Success Story".



### Additional Reading

Recent articles, consensus documents and international guidelines, among others. In TECH's virtual library, students will have access to everything they need to complete their course.





#### Expert-Led Case Studies and Case Analysis

Effective learning ought to be contextual. Therefore, TECH presents real cases in which the expert will guide students, focusing on and solving the different situations: a clear and direct way to achieve the highest degree of understanding.



#### Testing & Retesting

We periodically evaluate and re-evaluate students' knowledge throughout the program, through assessment and self-assessment activities and exercises, so that they can see how they are achieving their goals.



#### Classes

There is scientific evidence suggesting that observing third-party experts can be useful.  
Learning from an Expert strengthens knowledge and memory, and generates confidence in future difficult decisions.



#### Quick Action Guides

TECH offers the most relevant contents of the course in the form of worksheets or quick action guides. A synthetic, practical, and effective way to help students progress in their learning.





# 06 Certificate

The Postgraduate Diploma in Pathologies and Rehabilitation Plans in Small Animals guarantees you, in addition to the most rigorous and updated training, access to a Postgraduate Diploma issued by TECH Global University.





“

*Successfully complete this program  
and receive your university degree  
without travel or laborious paperwork”*



This program will allow you to obtain your **Postgraduate Diploma in Pathologies and Rehabilitation Plans in Small Animals** endorsed by **TECH Global University**, the world's largest online university.

**TECH Global University** is an official European University publicly recognized by the Government of Andorra ([official bulletin](#)). Andorra is part of the European Higher Education Area (EHEA) since 2003. The EHEA is an initiative promoted by the European Union that aims to organize the international training framework and harmonize the higher education systems of the member countries of this space. The project promotes common values, the implementation of collaborative tools and strengthening its quality assurance mechanisms to enhance collaboration and mobility among students, researchers and academics.

This **TECH Global University** title is a European program of continuing education and professional updating that guarantees the acquisition of competencies in its area of knowledge, providing a high curricular value to the student who completes the program.

Title: **Postgraduate Diploma in Pathologies and Rehabilitation Plans in Small Animals**

Modality: **online**

Duration: **6 months**

Accreditation: **24 ECTS**



\*Apostille Convention. In the event that the student wishes to have their paper diploma issued with an apostille, TECH Global University will make the necessary arrangements to obtain it, at an additional cost.

future

health confidence people

education information tutors

guarantee accreditation teaching

institutions technology learning

community commitment

personalized service innovation

knowledge present

online training

development language

virtual classroom

**tech** global  
university

## Postgraduate Diploma Pathologies and Rehabilitation Plans in Small Animals

- » Modality: online
- » Duration: 6 monthst
- » Certificate: TECH Global University
- » Credits: 24 ECTS
- » Schedule: at your own pace
- » Exams: online

# Postgraduate Diploma

Pathologies and Rehabilitation  
Plans in Small Animals

