

Postgraduate Diploma

Gestation and Maternity Management in Swine Farming





Postgraduate Diploma

Gestation and Maternity Management in Swine Farming

- » Modality: online
- » Duration: 6 monthst
- » Certificate: TECH Global University
- » Credits: 24 ECTS
- » Schedule: at your own pace
- » Exams: online

Website: www.techtute.com/us/veterinary-medicine/postgraduate-diploma/postgraduate-diploma-gestation-maternity-management-swine-farming

Index

01

Introduction

p. 4

02

Objectives

p. 8

03

Course Management

p. 14

04

Structure and Content

p. 18

05

Methodology

p. 24

06

Certificate

p. 32

01

Introduction

Update your knowledge of Gestation and Maternity Management in Swine Farming with this prestigious program taught by veterinarians with years of experience in the sector, who have deposited all their expertise in the development of this high-level course.

Throughout these months, students will learn to manage gestation, farrowing and lactation facilities, and to identify the main infectious pathology problems in gestation and maternity.





“

A complete and total update on Gestation and Maternity Management in Swine Farming with the most comprehensive and effective program on the online educational market”

The swine sector requires, now more than ever, professionals who can respond to the daily challenges of pig production and clinical practice in swine farming. However, continuing training after completing undergraduate studies is sometimes complicated because it is difficult to balance it with family and work life. So, this TECH online training is an opportunity for swine professionals to continue training and specializing to improve their daily work as a veterinary technician on farms and also to access other jobs of greater responsibility in integrators, cooperatives and consulting firms.

Undoubtedly, pork is one of the main meats consumed in the world. This Postgraduate Diploma in Health and Clinical Practice plunges into the growing livestock sector.

This intensive program deals with the most important aspects of Swine Gestation and Maternity Management in Swine Farming so veterinary professionals acquire specialized, global and complete knowledge of the swine sector. It is taught by a team of professors with experience in teaching, research and practical in farming and Insemination Centers.

The program in Gestation and Maternity Management in Swine Farming provides veterinary professionals with specific and specialized training in stabilizing and monitoring patients, as well as diagnosing and treating the most important swine pathologies in this field.

In addition to the theoretical knowledge, the course authors contribute their vision, advice and experience, making this Postgraduate Diploma a unique training, given the exhaustively practical contents and professional advice.

All the modules include recommended scientific literature, photographs and videos of the authors doing their work to place veterinary professionals in practical scenarios for each case that can later be transferred to their clinical work.

The Postgraduate Diploma in Gestation and Maternity Management in Swine Farming contains the most complete and updated academic program on the market. The contents are accessible from any fixed or portable device with an Internet connection, which guarantees students will be able to use their available time to achieve this double objective: training and qualification. Furthermore, the program's methodological design integrates the latest advances in educational technology that will facilitate learning.

The **Postgraduate Diploma in Gestation and Maternity Management in Swine Farming** contains the most complete and up-to-date educational program the market. The most important features include:

- » The latest technology in online teaching software
- » A highly virtual teaching system, supported by graphic and schematic contents that are easy to assimilate and understand
- » Practical cases presented by practicing experts
- » State-of-the-art interactive video systems
- » Teaching supported by telepractice
- » Continuous updating and recycling systems
- » Autonomous learning: full compatibility with other occupations
- » Practical exercises for self-evaluation and learning verification
- » Support groups and educational synergies: questions to the expert, debate and knowledge forums
- » Communication with the teacher and individual reflection work
- » Content that is accessible from any fixed or portable device with an Internet connection
- » Supplementary documentation databases are permanently available, even after finishing the course.



Join the elite, with this highly effective training and open new paths to help you advance in your professional progress"

“

A complete training program that will allow you to acquire the most advanced knowledge in all the areas of intervention of a specialized veterinarian”.

Our teaching staff is made up of professionals from different fields related to this specialty. In this way, we ensure that we provide you with the training update we are aiming for. A multidisciplinary team of professionals trained and experienced in different environments, who will develop the theoretical knowledge in an efficient way, but above all, they will bring their practical knowledge from their own experience to the course: one of the differential qualities of this training.

The efficiency of the methodological design of this Professional Master's Degree, enhances the student's understanding of the subject. Developed by a multidisciplinary team of e-learning experts, it integrates the latest advances in educational technology. This way, you will be able to study with a range of comfortable and versatile multimedia tools that will give you the operability you need in your training.

The design of this program is based on Problem-Based Learning: an approach that conceives learning as a highly practical process. To achieve this remotely, we will use telepractice: with the help of an innovative interactive video system, and learning from an expert, you will be able to acquire the knowledge as if you were actually dealing with the scenario you are learning about. A concept that will allow you to integrate and fix learning in a more realistic and permanent way.

Our innovative telepractice concept will give you the opportunity to learn through an immersive experience, which will provide you with a faster integration and a much more realistic view of the contents: “learning from an expert”

With the experience of working professionals and the analysis of real cases of success, in a high-impact training approach”.



02 Objectives

Our objective is to train highly qualified professionals for work experience. An objective that is complemented, moreover, in a global manner, by promoting human development that lays the foundations for a better society. This objective is materialized in helping professionals to reach a much higher level of competence and control. A goal that, in just a few months you will be able to achieve, with a high intensity and effective training.



“

If your objective is to broaden your skills set to include new paths of success and development, this is the course for you a training that aspires to excellence"



General Objectives

- » Establish an appropriate methodology to manage sows during gestation, farrowing and lactation
- » Identify and analyze the critical points in sow gestation, farrowing and lactation phases
- » Gain specialized knowledge sow diets throughout the productive cycle and incorporate the requirements of the new hyperprolific genetic lines
- » Specify the work on a pig farm from insemination to the end of lactation, and manage resources, analysis and methods to achieve objectives
- » Identify all the critical points of piglet environmental needs from birth
- » Establish the basis to correctly manage neonates in nursery
- » Establish proper piglet placement and adoption process protocols
- » Develop the keys to properly manage weaning and subsequent phases
- » Maximize animal welfare in all its phases based on fundamental key points
- » Deepen knowledge of the etiology, pathogenesis and epidemiology of the most frequent infectious diseases in pigs during gestation and maternity phases
- » Establish an appropriate methodology to identify the infectious processes
- » Develop plans for resolution, control and clinical treatment of infectious diseases of interest in swine in the productive phases of gestation and maternity
- » Analyze the legal measures established for the surveillance and control of infectious diseases in swine in gestation and maternity
- » Establish criteria to carry out bibliographic searches and analysis of the different diseases in the gestation and maternity phase
- » Identify the different types of reproductive failure on farms
- » Establish the causes of embryonic and fetal mortality during gestation
- » Evaluate the incidence of reproductive infections both after insemination and after parturition
- » Demonstrate that management failures are the origin of many reproductive pathologies
- » Substantiate reproductive seasonality in sows



Specific Objectives

Module 1

- » Manage facilities during gestation, farrowing and lactation
- » Present sow gestation, farrowing and lactation physiology
- » Diagnose the most frequent physiological problems in gestation and how to deal with them
- » Learn the fundamentals of gestation diagnosis in sows
- » Identify the problems in gestation and differentiate the management guidelines to be taken in each situation
- » Define the fundamentals of sow nutrition and requirements during gestation, farrowing and lactation
- » Establish the key points associated with hyperprolific lines and study how to address them
- » Analyze the organization and management of the sow cycle and the available resources

Module 2

- » Examine the different types of facilities and environmental needs in the different phases after piglet birth
- » Recognize the critical points of neonatal management to reduce mortality and pathologies
- » Determine the physiological and ethological needs of piglets and mothers to guarantee welfare
- » Analyze the appropriate methodology to minimize the negative effects of weaning
- » Propose new alternative protocols to surgical castration: lymphocastration

Module 3

- » Identify the main problems caused by infectious pathology during gestation and maternity
- » Define the economic and sanitary importance of infectious diseases in swine during gestation and maternity
- » Delve deeper into the process and method of diagnosis used in the field for each disease
- » Establish treatment plans for the main swine diseases during gestation and maternity
- » Propose and develop control and prevention plans for the main swine diseases during gestation and maternity
- » Analyze and solve proposed clinical cases
- » Demonstrate the necessary agility to deal with infectious diseases in swine

Module 4

- » Define the types of repeat estrus
- » Present prevention methods for "dirty" sow syndrome
- » Examine the metritis, mastitis and agalactia syndrome involved in Delivery and Postpartum dysgalactia syndrome
- » Discuss the different symptoms that can occur in sows with ovarian cysts
- » Demonstrate the influence of mycotoxins on reproduction
- » Differentiate anestrus from pseudo-anestrus
- » Evaluate the role of water in preventing certain urinary and reproductive pathologies





“

A path to achieve specialization and professional growth that will propel you towards a greater level of competitiveness in the employment market".

03

Course Management

Within the concept of total quality of our program, we are proud to put at your disposal a Teaching Staff of the highest level, chosen for their proven experience. Professionals from different areas and fields of expertise that make up a complete, multidisciplinary team. A unique opportunity to learn from the best.





“

Leading professionals in the field have come together to teach you the latest advances in Gestation and Maternity Management in Swine Farming”

Management



Dr. Falceto Recio, Victoria

- ♦ Degree in Veterinary Medicine from the University of Zaragoza
- ♦ President of the board of directors AVPA at Pig Veterinary Association of Aragon
- ♦ Secretary of the board of directors ANAVEPOR National Association of Pig Veterinarians
- ♦ Spokesperson for the Board of Directors of ANAPORC Association of Scientific Pork Producers
- ♦ Member of AERA Spanish Association of Animal Reproduction
- ♦ Diploma in Pedagogical Training for university professors at the Institute of Education Sciences, University of Zaragoza
- ♦ Advanced Course in Animal Production (Animal Reproduction Cycle from the Mediterranean Agronomic Institute of Zaragoza)
- ♦ Substitutions as a rural veterinarian
- ♦ Specialization stays at several universities and institutions
- ♦ Responsible for the Reproduction and Obstetrics Service at the Veterinary Hospital University of Zaragoza
- ♦ Member of the Instituto Universitario de Investigación Mixto Agroalimentario de Aragón IA2 (University Institute of Mixed Agrifood Research of Aragón)

Professors

Ms. Cantin Labarta, Julia

- » Degree in Veterinary Medicine, CEU Cardenal Herrera University
- » Master's Degree in Swine Health and Production (University of Lleida, Zaragoza and Madrid)
- » Doctoral student in Animal Medicine and Health Study of the Metabolic Alterations Produced by Nutritional Deficiencies in Relation to Hyperprolific Sow Productivity (University of Zaragoza)
- » Member of the Association of Swine Veterinarians of Aragón, Aula Porcina (University of Zaragoza) and Club de Ganadería Porcina (CEU Cardenal Herrera University)
- » BOEHRINGER INGELHEIM ANIMAL HEALTH SPAIN Swine Veterinary Technical Support, 06/2020-present
- » Co-owner of GRANJA CANTÍN LABARTA S.L. 06/2019-present
- » NUTEGA CCPA GROUP Research Work (R&D&I) On-farm management and collaboration in a research, development and innovation project on the metabolic problems associated with hyperprolific sow nutrition 12/2018-03/2020

Dr. Garza Moreno, Laura

- » Degree in Veterinary Medicine from the University of Zaragoza
- » Master's Degree in Virology from the Complutense University of Madrid
- » Doctor of Animal Medicine and Health (CUM LAUDE, International Doctorate) from the Universitat Autònoma de Barcelona
- » Pre-doctoral student at the College of Veterinary Medicine, University of Minnesota.
- » Speaker at international and Spanish congresses in the swine sector
- » Member of the Association of Swine Veterinarians of Aragón (AVPA)
- » Swine Technical Service at Ceva Animal Health, Spain

- » Research technician at Nutreco Swine Research Centre, the Netherlands

Dr. Mitjana Nerin, Olga

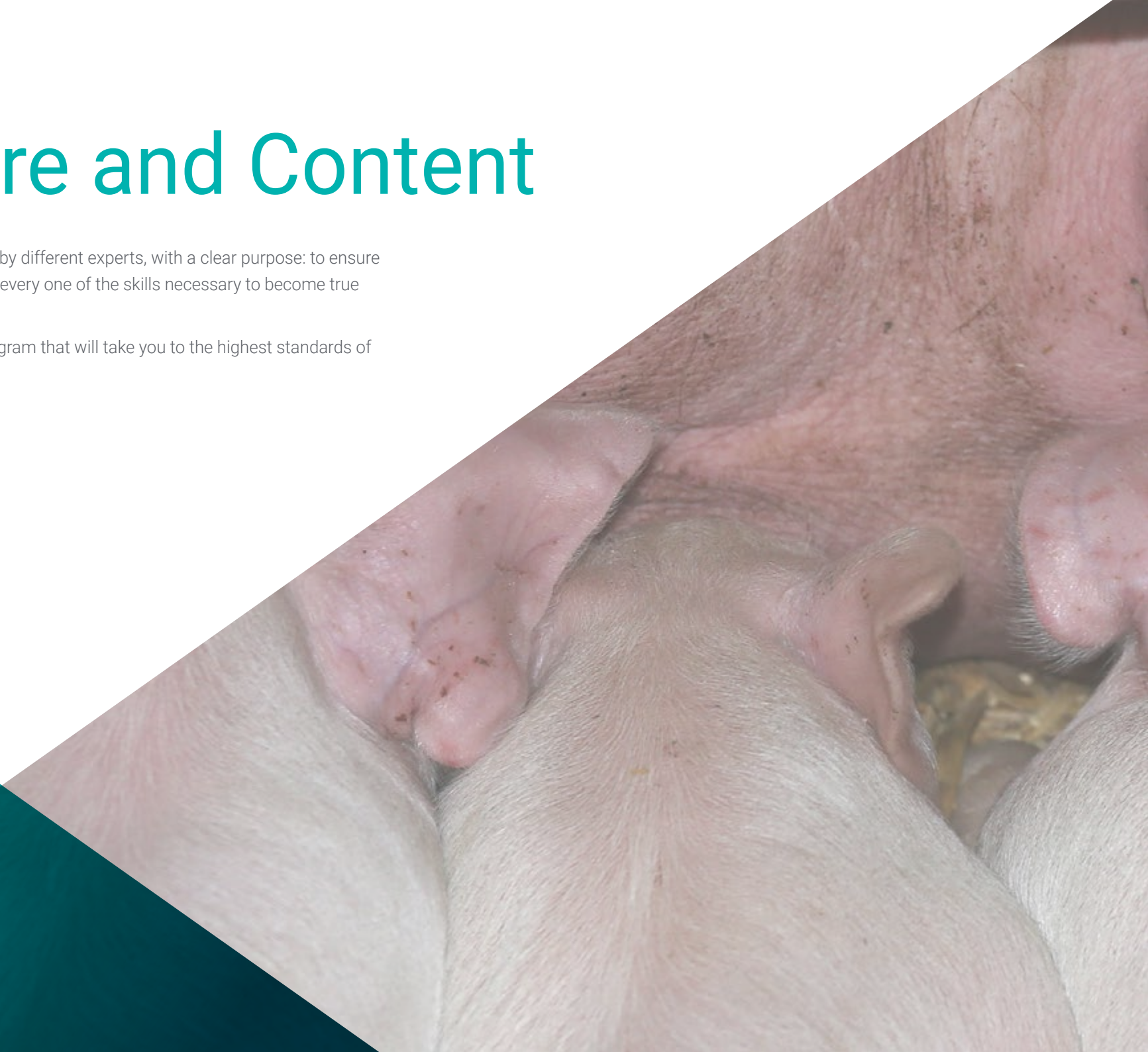
- » Degree in Veterinary Medicine from the University of Zaragoza
- » Official Master's Degree in Swine Health and Production from the University of Lleida, University of Zaragoza, Autonomous University of Barcelona and Complutense University of Madrid
- » Diploma in Pedagogical Training for university professors at the Institute of Education Sciences, University of Zaragoza
- » Advanced Course in ANIMAL Production (Animal Reproduction Cycle from the Mediterranean Agronomic Institute of Zaragoza
- » Member of the board of the AVPA Pig Veterinary Association of Aragón
- » Member of AERA Spanish Association of Animal Reproduction
- » Assistant Professor in the Department of Animal Pathology, Faculty of Veterinary Medicine
- » Veterinary Professional Practice until 2018
- » Member of the Instituto Universitario de Investigación Mixto Agroalimentario de Aragón IA2 (University Institute of Mixed Agrifood Research of Aragón)

04

Structure and Content

The contents have been developed by different experts, with a clear purpose: to ensure that our students acquire each and every one of the skills necessary to become true experts in this field.

A complete and well-structured program that will take you to the highest standards of quality and success.





“

A comprehensive teaching program, structured in well-developed teaching units, oriented towards learning that is compatible with your personal and professional life"

Module 1. Sows: Gestation, Farrowing and Lactation

- 1.1. Gestation Diagnosis: Work Organization in Pregnant Sows
 - 1.1.1. Gestation Diagnosis
 - 1.1.2. Work Organization in Pregnant Sows
 - 1.1.3. *Planning* Mating and Gestational Objectives
- 1.2. Gestation Physiology
 - 1.2.1. First-Third Gestation: Implantation
 - 1.2.2. Second-Third Gestation: Embryogenesis
 - 1.2.3. Third-Third Gestation: Fetal Growth and Appendages
- 1.3. Pregnant Sow Management
 - 1.3.1. First-Third Gestation
 - 1.3.1.1. Detecting the Most Frequent Management Errors
 - 1.3.1.2. Proper Management
 - 1.3.2. Second-Third Gestation
 - 1.3.2.1. Detecting the Most Frequent Management Errors
 - 1.3.2.2. Proper Management
 - 1.3.3. Third-Third Gestation
 - 1.3.3.1. Detecting the Most Frequent Management Errors
 - 1.3.3.2. Proper Management
- 1.4. Pregnant Sow Diet
 - 1.4.1. Diet Curve in Pregnant Sows
 - 1.4.2. Pregnant Sow Needs
 - 1.4.3. Pathology associated with Dietary Failure during Gestation
- 1.5. Peripartum Physiology
 - 1.5.1. Three Day Prepartum
 - 1.5.2. Birth
 - 1.5.3. First Four Day Postpartum





- 1.6. Sow Management during Peripartum
 - 1.6.1. Delivery Preparation
 - 1.6.1.1. Detecting the Most Frequent Management Errors
 - 1.6.1.2. Proper Management
 - 1.6.2. Delivery Management
 - 1.6.2.1. Detecting the Most Frequent Management Errors
 - 1.6.2.2. Proper Management
 - 1.6.3. First Four Day Postpartum Management
 - 1.6.3.1. Detecting the Most Frequent Management Errors
 - 1.6.3.2. Proper Management
- 1.7. Sow Diet during Peripartum
 - 1.7.1. Sow Diet Curve during Peripartum
 - 1.7.2. Sow Needs during Peripartum
 - 1.7.3. Pathology associated with Dietary Failure during Peripartum
- 1.8. Reproductive Physiology during Lactation
 - 1.8.1. Lactation Physiology
 - 1.8.2. Uterine Involution and Ovarian Activity Onset
- 1.9. Sow Management during Lactation
 - 1.9.1. Common Errors in Sow Management during Lactation
 - 1.9.2. Environment Management
 - 1.9.3. Proper Sow Management during Lactation
 - 1.9.4. Wet Nurse Preparation
- 1.10. Sow Diet during Lactation
 - 1.10.1. Sow Diet Curve during Lactation
 - 1.10.2. Sow Needs during Lactation
 - 1.10.3. Pathology associated with Dietary Failure during Lactation

Module 2. Piglets

- 2.1. Facilities and Environment Control in the Maternity Ward
 - 2.1.1. General Housing Criteria in the Labor-Lactation Phase
 - 2.1.2. Piglet Environmental Needs
 - 2.1.3. Types: Fixed and Removable Cages
 - 2.1.4. New Facility Models: Group Lactation
- 2.2. Neonatal Care
 - 2.2.1. Primary Care
 - 2.2.2. Suckling Piglet Physiology
- 2.3. Colostrum
 - 2.3.1. What Is Colostrum?
 - 2.3.2. Colostrum Function
 - 2.3.3. Techniques to Improve Piglet Colostrum
 - 2.3.4. Immunology and Perinatal Mortality
- 2.4. Adoptions and Nurturing
 - 2.4.1. The Litter Problem in Hyperprolific Sows
 - 2.4.2. Piglet Selection for Adoption
 - 2.4.3. Types of Adoption: 24 Hours vs. 2.4 Days after Birth
 - 2.4.4. Advantages and Disadvantages of Adoption
- 2.5. Litter Processing: Iron Deficiency Anemia
 - 2.5.1. Routine Litter Processes or Treatments
 - 2.5.2. Iron Deficiency Anemia
 - 2.5.3. Piglet Diet during Lactation
- 2.6. Non-Infectious Pathology in Newborns
 - 2.6.1. Congenital Malformations
 - 2.6.2. Litter Heterogeneity
 - 2.6.3. Other Pathologies
- 2.7. Piglet Management during Weaning
 - 2.7.1. Age at Weaning: Early vs. Conventional Weaning
 - 2.7.2. Post-Weaning Stress: Causes and Corrective Measures
 - 2.7.3. Intestinal Health

- 2.8. Facilities, Environment Control and Diet for Weaned Piglets
 - 2.8.1. Different Types of Enclosed vs. Open Housing in Weaning
 - 2.8.2. Piglet Environmental Needs in Weaning
 - 2.8.3. Diet
- 2.9. Piglet Management and Diet during Fattening: Immunocastration
 - 2.9.1. Intrinsic and Extrinsic Factors Influencing Piglet Growth
 - 2.9.2. Different Phased Production Systems: Conventional, Isowean and *Wean-to-Finish Systems*
 - 2.9.3. Male Immunocastration
 - 2.9.4. Female Immunocastration
 - 2.9.5. Welfare during Fattening
- 2.10. Piglet Behavior and Welfare
 - 2.10.1. Newborn Piglet Behavior: Cannibalism, Intra-Litter Competition, etc.
 - 2.10.2. Weaned Piglet Behavior: Hierarchization, Socialization, etc.
 - 2.10.3. Welfare in Maternity Wards
 - 2.10.4. Weaned Piglet Welfare

Module 3. Gestation and Maternity: Main Diseases

- 3.1. Parvovirus: Leptospirosis Brucellosis
 - 3.1.1. Introduction
 - 3.1.2. Etiology, Epidemiology and Pathogenesis
 - 3.1.3. Clinical Signs and Lesions
 - 3.1.4. Diagnosis
 - 3.1.5. Treatment, Control and Prevention
- 3.2. Porcine Reproductive and Respiratory Syndrome (PRRS)
 - 3.2.1. Introduction
 - 3.2.2. Etiology, Epidemiology and Pathogenesis
 - 3.2.3. Clinical Signs and Lesions
 - 3.2.4. Diagnosis
 - 3.2.5. Control and Prevention

- 3.3. Neonatal Diarrhea caused by E. Coli
 - 3.3.1. Introduction
 - 3.3.2. Etiology, Epidemiology and Pathogenesis
 - 3.3.3. Clinical Signs and Lesions
 - 3.3.4. Diagnosis
 - 3.3.5. Treatment, Control and Prevention
- 3.4. Clostridiosis
 - 3.4.1. Introduction
 - 3.4.2. Etiology, Epidemiology and Pathogenesis
 - 3.4.3. Clinical Signs and Lesions
 - 3.4.4. Diagnosis
 - 3.4.5. Treatment, Control and Prevention
- 3.5. Rotavirus
 - 3.5.1. Introduction
 - 3.5.2. Etiology, Epidemiology and Pathogenesis
 - 3.5.3. Clinical Signs and Lesions
 - 3.5.4. Diagnosis
 - 3.5.5. Control and Prevention
- 3.6. Coccidiosis and Other Parasitic Diseases
 - 3.6.1. Introduction
 - 3.6.2. Etiology, Epidemiology and Pathogenesis
 - 3.6.3. Clinical Signs and Lesions
 - 3.6.4. Diagnosis
 - 3.6.5. Treatment, Control and Prevention
- 3.7. Streptococci
 - 3.7.1. Introduction
 - 3.7.2. Etiology, Epidemiology and Pathogenesis
 - 3.7.3. Clinical Signs and Lesions
 - 3.7.4. Diagnosis
 - 3.7.5. Treatment, Control and Prevention
- 3.8. Glasser's Disease
 - 3.8.1. Introduction
 - 3.8.2. Etiology, Epidemiology and Pathogenesis
 - 3.8.3. Clinical Signs and Lesions
 - 3.8.4. Diagnosis
 - 3.8.5. Treatment, Control and Prevention
- 3.9. Aujeszky's Disease
 - 3.9.1. Introduction
 - 3.9.2. Etiology, Epidemiology and Pathogenesis
 - 3.9.3. Clinical Signs and Lesions
 - 3.9.4. Diagnosis
 - 3.9.5. Control and Prevention
- 3.10. Health Legislation
 - 3.10.1. Introduction
 - 3.10.2. The Concept of One Health
 - 3.10.3. World Organization for Animal Health International Standards (OIE)
 - 3.10.4. General Animal Health Legislation
 - 3.10.5. Current Plans for the Prudent Use of Antimicrobial Agents



*This training will allow you
to advance in your career
comfortably"*

05 Methodology

This academic program offers students a different way of learning. Our methodology uses a cyclical learning approach: **Relearning**.

This teaching system is used, for example, in the most prestigious medical schools in the world, and major publications such as the **New England Journal of Medicine** have considered it to be one of the most effective.





“

Discover Relearning, a system that abandons conventional linear learning, to take you through cyclical teaching systems: a way of learning that has proven to be extremely effective, especially in subjects that require memorization"

At TECH we use the Case Method

What should a professional do in a given situation? Throughout the program you will be presented with multiple simulated clinical cases based on real patients, where you will have to investigate, establish hypotheses and, finally, resolve the situation. There is an abundance of scientific evidence on the effectiveness of the method. Specialists learn better, faster, and more sustainably over time.

With TECH you will experience a way of learning that is shaking the foundations of traditional universities around the world.



According to Dr. Gérvas, the clinical case is the annotated presentation of a patient, or group of patients, which becomes a "case", an example or model that illustrates some peculiar clinical component, either because of its teaching power or because of its uniqueness or rarity. It is essential that the case is based on current professional life, in an attempt to recreate the actual conditions in a veterinarian's professional practice.

“

Did you know that this method was developed in 1912, at Harvard, for law students? The case method consisted of presenting students with real-life, complex situations for them to make decisions and justify their decisions on how to solve them. In 1924, Harvard adopted it as a standard teaching method”

The effectiveness of the method is justified by four fundamental achievements:

1. Veterinarians who follow this method not only manage to assimilate concepts, but also develop their mental capacity through exercises to evaluate real situations and knowledge application
2. Learning is solidly translated into practical skills that allow the student to better integrate into the real world.
3. Ideas and concepts are understood more efficiently, given that the example situations are based on real-life.
4. The feeling that the effort invested is effective becomes a very important motivation for veterinarians, which translates into a greater interest in learning and an increase in the time dedicated to working on the course.



Relearning Methodology

At TECH we enhance the case method with the best 100% online teaching methodology available: Relearning.

This university is the first in the world to combine the study of clinical cases with a 100% online learning system based on repetition, combining a minimum of 8 different elements in each lesson, a real revolution with respect to the mere study and analysis of cases.



Veterinarians will learn through real cases and by resolving complex situations in simulated learning environments. These simulations are developed using state-of-the-art software to facilitate immersive learning.

At the forefront of world teaching, the Relearning method has managed to improve the overall satisfaction levels of professionals who complete their studies, with respect to the quality indicators of the best online university (Columbia University).

With this methodology more than 65,000 veterinarians have been trained with unprecedented success in all clinical specialties, regardless of the surgical load. Our teaching method is developed in a highly demanding environment, where the students have a high socio-economic profile and an average age of 43.5 years.

Relearning will allow you to learn with less effort and better performance, involving you more in your training, developing a critical mindset, defending arguments, and contrasting opinions: a direct equation for success.

In our program, learning is not a linear process, but rather a spiral (learn, unlearn, forget, and re-learn). Therefore, we combine each of these elements concentrically.

The overall score obtained by TECH's learning system is 8.01, according to the highest international standards.



This program offers the best educational material, prepared with professionals in mind:



Study Material

All teaching material is produced by the specialists who teach the course, specifically for the course, so that the teaching content is highly specific and precise.

These contents are then applied to the audiovisual format, to create the TECH online working method. All this, with the latest techniques that offer high quality pieces in each and every one of the materials that are made available to the student.



Latest Techniques and Procedures on Video

TECH introduces students to the latest techniques, the latest educational advances and to the forefront of current and procedures of veterinary techniques. All of this in direct contact with students and explained in detail so as to aid their assimilation and understanding. And best of all, you can watch the videos as many times as you like.



Interactive Summaries

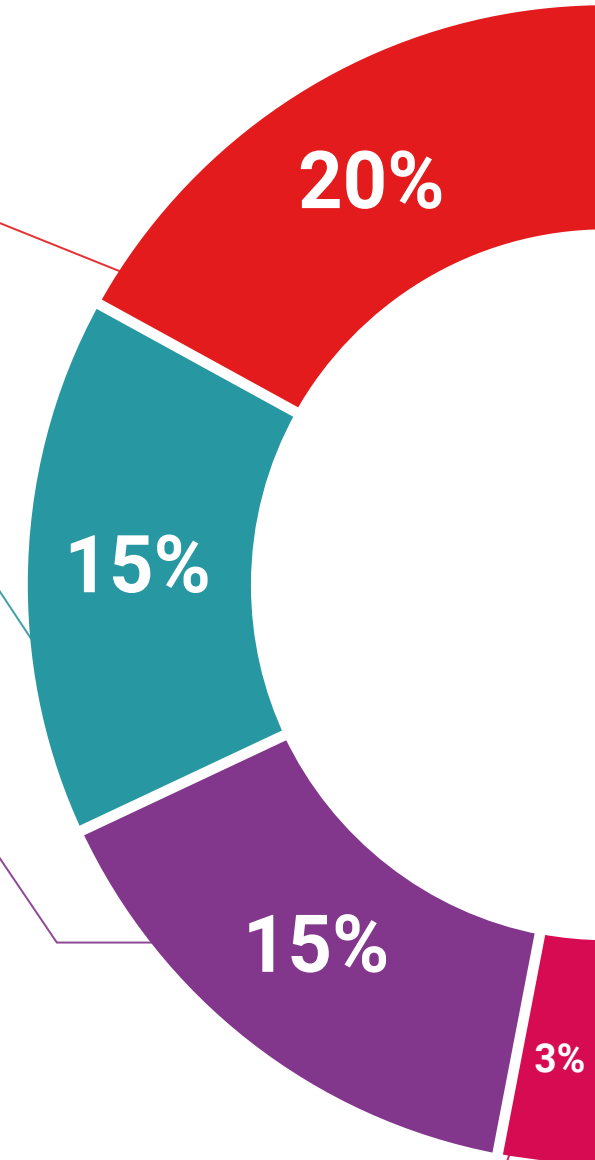
The TECH team presents the contents attractively and dynamically in multimedia lessons that include audio, videos, images, diagrams, and concept maps in order to reinforce knowledge.

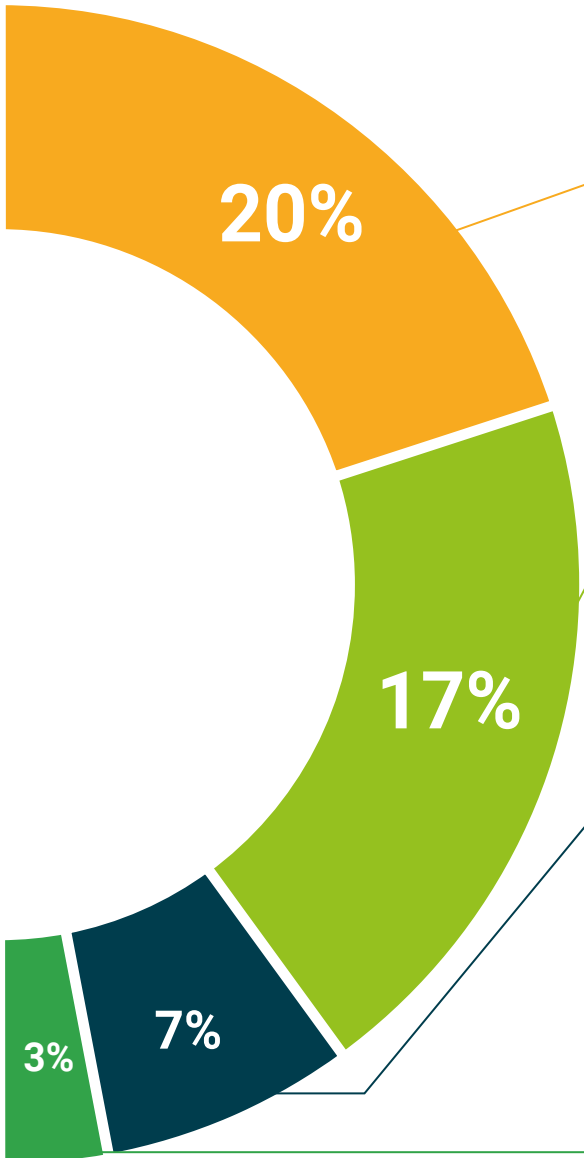
This exclusive educational system for presenting multimedia content was awarded by Microsoft as a "European Success Story".



Additional Reading

Recent articles, consensus documents and international guidelines, among others. In TECH's virtual library, students will have access to everything they need to complete their course.





Expert-Led Case Studies and Case Analysis

Effective learning ought to be contextual. Therefore, TECH presents real cases in which the expert will guide students, focusing on and solving the different situations: a clear and direct way to achieve the highest degree of understanding.



Testing & Retesting

We periodically evaluate and re-evaluate students' knowledge throughout the program, through assessment and self-assessment activities and exercises, so that they can see how they are achieving their goals.



Classes

There is scientific evidence suggesting that observing third-party experts can be useful.
Learning from an Expert strengthens knowledge and memory, and generates confidence in future difficult decisions.



Quick Action Guides

TECH offers the most relevant contents of the course in the form of worksheets or quick action guides. A synthetic, practical, and effective way to help students progress in their learning.



06 Certificate

The Postgraduate Diploma in Gestation and Maternity Management in Swine Farming guarantees students, in addition to the most rigorous and up-to-date education, access to a Postgraduate Diploma issued by TECH Global University.



“

Successfully complete this program and receive your university qualification without having to travel or fill out laborious paperwork”

This program will allow you to obtain your **Postgraduate Diploma in Gestation and Maternity Management in Swine Farming** endorsed by **TECH Global University**, the world's largest online university.

TECH Global University is an official European University publicly recognized by the Government of Andorra ([official bulletin](#)). Andorra is part of the European Higher Education Area (EHEA) since 2003. The EHEA is an initiative promoted by the European Union that aims to organize the international training framework and harmonize the higher education systems of the member countries of this space. The project promotes common values, the implementation of collaborative tools and strengthening its quality assurance mechanisms to enhance collaboration and mobility among students, researchers and academics.

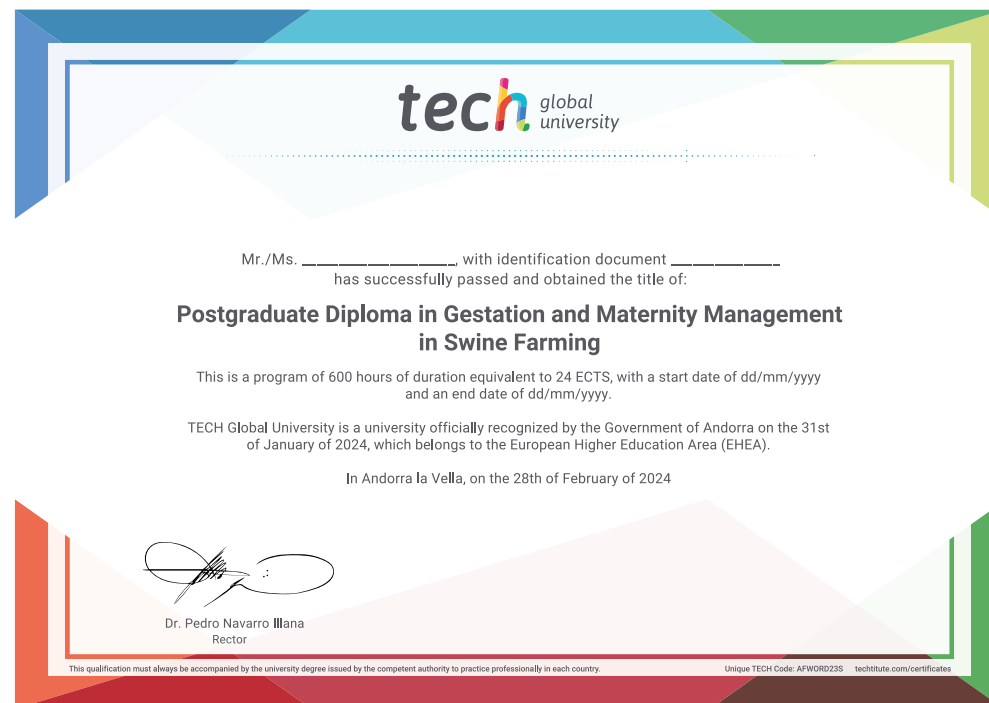
This **TECH Global University** title is a European program of continuing education and professional updating that guarantees the acquisition of competencies in its area of knowledge, providing a high curricular value to the student who completes the program.

Title: **Postgraduate Diploma in Gestation and Maternity Management in Swine Farming**

Modality: **online**

Duration: **6 months**

Accreditation: **24 ECTS**



*Apostille Convention. In the event that the student wishes to have their paper diploma issued with an apostille, TECH Global University will make the necessary arrangements to obtain it, at an additional cost.

future
health confidence people
education information tutors
guarantee accreditation teaching
institutions technology learning
community commitment
personalized service innovation
knowledge present
online training
development language
virtual classroom



Postgraduate Diploma
Gestation and Maternity
Management in Swine
Farming

- » Modality: online
- » Duration: 6 monthst
- » Certificate: TECH Global University
- » Credits: 24 ECTS
- » Schedule: at your own pace
- » Exams: online

Postgraduate Diploma

Gestation and Maternity Management in Swine Farming

