

Postgraduate Diploma

Endogenous Dermatoses Affecting Aesthetics





Postgraduate Diploma Endogenous Dermatoses Affecting Aesthetics

- » Modality: online
- » Duration: 6 months
- » Certificate: TECH Global University
- » Credits: 18 ECTS
- » Schedule: at your own pace
- » Exams: online

Website: www.techtute.com/us/veterinary-medicine/postgraduate-diploma/postgraduate-diploma-endogenous-dermatoses-affecting-aesthetics

Index

01

Introduction

p. 4

02

Objectives

p. 8

03

Course Management

p. 12

04

Structure and Content

p. 18

05

Methodology

p. 24

06

Certificate

p. 32

01

Introduction

This program addresses one of the most interesting parts of dermatology, integrating endocrine, immunologic and genetic knowledge. The clinical signs of the diseases studied are, on the one hand, the projection of metabolic, endocrine and genetic anomalies; and on the other hand, they are the consequences of immunologic defects secondary to the loss of the defensive capacity of the skin, induced by internal pathologies.

With this intensive program, professionals will specialize in Endogenous Dermatoses Affecting Aesthetics in small Animals, under the guidance of professionals with extensive experience in the sector.



“

Veterinarians must continue their training to adapt to new developments in this field”

Dermatology is possibly the specialty within pet veterinary medicine that is most frequently encountered in daily clinical practice.

Because of this, and taking into account its importance, this Postgraduate Diploma has been developed by a leading veterinary teaching team in Veterinary Dermatology.

The combination of experience, both theoretical and practical, allows the veterinary professional to develop, first hand, specialized knowledge to carry out a good diagnosis and treatment of dermatological diseases from the theoretical point of view, with the latest news and scientific advances and from the extensive practical experience of all teachers. The combination of a great team of interrelated teachers is what makes this Postgraduate Diploma unique among all those offered in similar programs.

The topics developed in this course address, in great depth, the most important small animal dermatoses, including dogs, cats and other non-traditional species of companion animals.

With this Postgraduate Certificate the veterinary professional acquires advanced knowledge of Veterinary Dermatology for daily clinical practice. The study system applied by this university provides a solid foundation in the specialized knowledge of the Physiopathology of the skin and latest generation dermatological therapeutics.

As it is an online Postgraduate Certificate course, students are not restricted by set timetables, nor do they need to physically move to another location. All of the content can be accessed at any time of the day, so you can balance your working or personal life with your academic life.

This **Postgraduate Diploma in Endogenous Dermatoses Affecting Aesthetics** contains the most complete and up-to-date scientific program on the market. The most important features include:

- ◆ Development of practical cases presented by experts in Dermatology in Small Animals
- ◆ The graphic, schematic, and practical contents with which they are created, provide scientific and practical information on the disciplines that are essential for professional practice.
- ◆ Breakthroughs in Dermatology in Small Animals
- ◆ Practical exercises where self-assessment can be used to improve learning.
- ◆ Special emphasis on innovative methodologies in Dermatology in Small Animals
- ◆ Theoretical lessons, questions to the expert, debate forums on controversial topics, and individual reflection assignments
- ◆ Content that is accessible from any fixed or portable device with an Internet connection



This training is the best option you can find to specialize in Dermatology in Small Animals and make more accurate diagnoses”

“

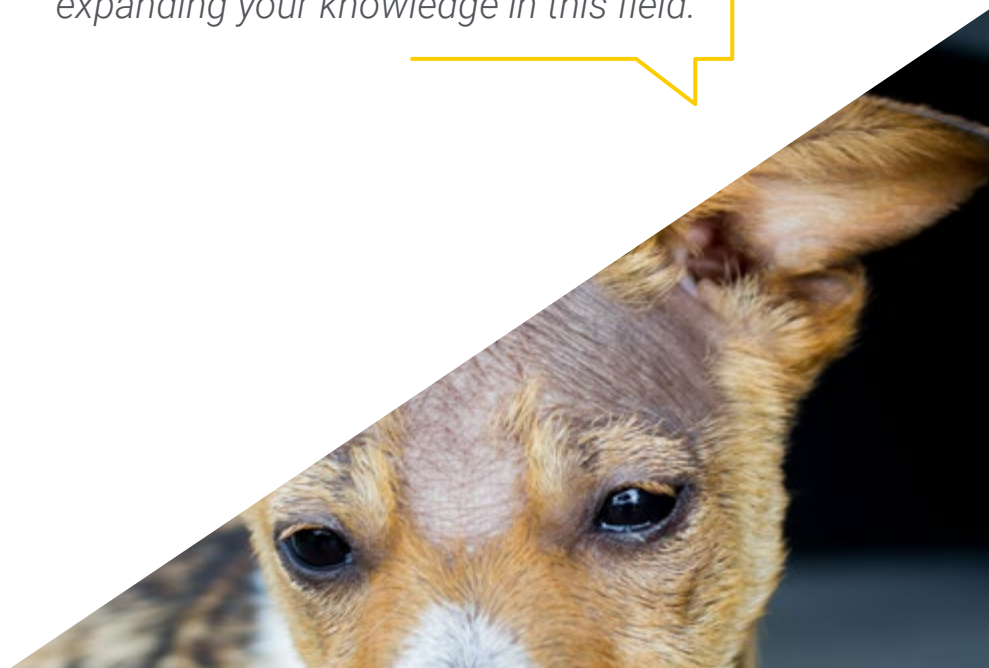
This Postgraduate Diploma is the best investment you can make when choosing a refresher program to update your existing knowledge of Veterinary Dermatology”

The multimedia content, developed with the latest educational technology, will provide the professional with situated and contextual learning, i.e., a simulated environment that will provide immersive education programmed to learn in real situations.

This program is designed around Problem-Based Learning, whereby the specialist must try to solve the different professional practice situations that arise throughout the program. For this purpose, the professional will be assisted by an innovative interactive video system created by renowned and experienced experts in Dermatology in Small Animals and with extensive experience.

This program comes with the best educational material, providing you with a contextual approach that will facilitate your learning.

This 100% online Postgraduate Diploma will allow you to balance your studies with your professional work while expanding your knowledge in this field.



02

Objectives

This program in Endogenous Dermatoses Affecting Aesthetics is aimed at facilitating medical professionals' performance with the latest advances and most innovative treatments in the sector.



“

Learn about the latest advances in the field from the comfort of your home, thanks to the online format of this program"



General Objectives

- ♦ Generate specialized and advanced knowledge regarding the skin
- ♦ Determine its pathophysiology in the general clinic of the individual as a whole
- ♦ Analyze the pathophysiological basis of the endocrine mechanisms that are altered and give rise to cutaneous symptomatology
- ♦ Generate specialized knowledge on the processes related to hepatic, renal and digestive metabolism that give rise to skin anomalies
- ♦ Determine the genetic anomalies that give rise to hereditary dermatoses
- ♦ Develop detailed knowledge of the type of tests that should be used to confirm endocrine-metabolic dermatoses
- ♦ Analyze the most important cutaneous genodermatoses and the availability of genetic tests for the detection of carriers
- ♦ Examine the different types of generalized and localized disorders related to seborrhea, hyperkeratosis and all desquamation disorders
- ♦ Develop specialized knowledge and skills in the care of patients with behavioral problems and dermatological manifestations or patients with a dermatological process that may be aggravated by a behavioral process



A path to achieve specialization and professional growth that will propel you towards a greater level of competitiveness in the job market"





Specific Objectives

Module 1. The Skin as an Organ Characteristics and Diagnostic Approach

- ◆ Specify the working methodology when the presence of a cutaneous autoimmune or immune-mediated disease is suspected
- ◆ Identify the differences between the various groups of autoimmune and immune-mediated diseases
- ◆ Establish the differential diagnoses of autoimmune and immune-mediated diseases according to their lesional pattern and clinical presentation
- ◆ Examine the classification of autoimmune and immune-mediated diseases
- ◆ Establish the most relevant autoimmune and immune-mediated diseases in the canine and feline species
- ◆ Update the therapeutic approach to immune-mediated and autoimmune diseases

Module 2. Dermatoses of Endocrine, Metabolic, Nutritional and Congenital Origin: Non-inflammatory Alopecia

- ◆ Analyze the different etiopathogenic mechanisms of pruritus and its different causes
- ◆ Identify the different clinical manifestations associated with pruritus in canine and feline patients
- ◆ Determine the common and specific symptoms associated with the different allergic dermatoses through the data collected in the clinical history and dermatological examination
- ◆ Select the diagnostic techniques necessary to make a correct diagnosis of exclusion to rule out the presence of other dermatopathies that also cause pruritus
- ◆ Generate specialized knowledge for the orderly performance of diagnostic tests aimed at identifying the allergen or allergens involved in the diagnostic approach to allergic dermatosis

- ◆ Select the most appropriate therapy for each allergic patient taking into account the type of allergic dermatosis the animal presents
- ◆ Determine the most effective and safe antipruritic therapy for each allergic patient taking into account the level of pruritus and the lesions they present
- ◆ Establish the most suitable therapy to control the microbiota and its application for each allergic patient, taking into account the clinical picture it presents
- ◆ Select the most appropriate formulation for the repair and maintenance of skin barrier integrity for each allergic patient

Module 3. Dermatoses due to Keratinization Disorders and Psychogenic Dermatoses

- ◆ Design the algorithm to be able to diagnose these diseases
- ◆ Analyze the most important complementary methods in its diagnosis
- ◆ Examine for alterations in sebum production and rate of desquamation
- ◆ Establish the diagnostic protocol and the importance of always following its steps
- ◆ Learn the different types of shampoos, which are so important in these pathologies
- ◆ Develop specialized, advanced knowledge that will enable a correct anamnesis from a behavioral medicine approach
- ◆ Establish an inclusive differential diagnosis that includes psychogenic dermatoses
- ◆ Develop advanced knowledge on the application of psychotropic drugs and other products commonly used in clinical ethology
- ◆ Examine the multidisciplinary approach to dermatological processes with a behavioral and/or neurological basis in order to approach their treatment from the same point of view

03

Course Management

The program includes in its teaching staff leading experts in Endogenous Dermatoses Affecting Aesthetics who bring to this training the expertise gained from their work. They are world-renowned veterinarians from different countries with proven theoretical and practical professional experience.



“

Our team of teachers, with expertise in dermatology in small animals, will help you reach success in your profession"

International Guest Director

Dr. Domenico Santoro is an eminence in the field of **Veterinary Dermatology**. He is the **only specialist in his field to hold dual certification**, one granted by the American College of Veterinary Microbiologists (ACVM) in Bacteriology/Micology and Immunology, and the other by the Board of the American College of Veterinary Dermatology.

His career has been marked by the study of host-microbe interactions that occur in **Canine Atopic Dermatitis**. As a result of these analyses, he has developed the **evaluation of skin defense peptides**, quantifying at the molecular and protein level the expression of these products in the skin of healthy and affected dogs.

Santoro is a highly respected leader in the scientific community whose main commitment is to **continuous innovation** to promote excellence in veterinary dermatology. In the course of his clinical work, he has deepened his knowledge of the **cutaneous immune response** of dogs with Leishmaniasis, aerobic bacteria and other pathologies caused by allergens. He has also mastered cutaneous cryotherapy and laser skin surgery in pets.

In his career he also stands out for being **one of the three main researchers** in charge of the direction of the Laboratory of Comparative Dermatology of the University of Florida. From this **study center he promotes the “One Health” perspective** that investigates the development of simultaneous defenses between dogs and humans for dermatological diseases.

At the same time, he has been part of animal research departments at the **prestigious North American universities** of North Carolina and Illinois. Through his experiences, he became one of the founding members of the **International Committee for Allergic Diseases in Animals (ICADA)**. As a result, he has several dozen scientific publications in some of the most prestigious veterinary journals.

Position: Principal Investigator in the Laboratory of Comparative Dermatology at the University of Florida.



Dr. Santoro, Domenico

- Veterinarian at the University of Florida Veterinary Hospital
- Assistant Professor at the University of Florida College of Veterinary Medicine
- Doctor of Veterinary Science from the University of Illinois at Urbana-Campaign
- Residency Veterinary Residency at North Carolina State University
- Veterinary Degree at the University of Naples "Federico II"
- Member of: American College of Veterinary Microbiologists, American College of Veterinary Dermatology, European College of Veterinary Dermatology

“

Thanks to TECH, you will be able to learn with the best professionals in the world”

Address



Dr. Machicote Goth, Gustavo

- Clinical Veterinarian Dermatologist at Clínica Vilanova
- Head of the Dermatology Reference Service DERMASET
- Member and former Secretary of the Scientific Committee of GEDA (Dermatology Group of AVEPA)
- Dermatology Certificate by the ESAVS in Vienna
- Master in Small Animal Oncology by AEVA, Miguel de Cervantes University

Professors

Dr. Verde Arribas, Maite

- Responsible for the Reproduction and Obstetrics Service at the Veterinary Hospital University of Zaragoza
- Professor of Animal Medicine and Surgery in the Department of Animal Pathology at the same University
- Vice-Dean in charge of Companion Animal Clinical Services and Dean of the Faculty of Zaragoza
- Member of the expert group of the European Association of Establishments for Veterinary Education (EAEVE).
- Director of the Hospital Clínico Veterinario de la Universidad de Zaragoza
- Coordinator of the European Erasmus Exchange Program between the Faculty of Veterinary Medicine of Zaragoza and the Faculties of Veterinary Medicine of Ghent, Messina and Thessaloniki.

Dr. Quintana Díez, Germán

- CEO Wairua Genetics
- Coordinator of the Dermatology and Behavioral Medicine Services at the Polyclinic A Marosa Veterinary Center
- Resident veterinarian in the Internal Medicine Department of the Rof Codina University Veterinary Hospital.
- Master's Degree in Clinic of Small and Exotic Animals from UCM
- Master's Degree in Clinical Etiology and Animal Welfare from UCM
- Specialist Degree in Medical Genetics and Genomics from UCAM
- Member of the European Society Veterinary Dermatology, European Society of Clinical Veterinary Ethology, AVEPA Working Groups of Internal Medicine, Dermatology and Clinical Ethology, Member of the Asociación de Veterinarios Españoles de Animales de Compañía



04

Structure and Content

The structure of the content has been designed by the best professionals in the Dermatology in Small Animals sector, with extensive experience and recognized prestige in the profession, backed by the volume of cases reviewed, studied, and diagnosed, and with extensive knowledge of new technologies applied to veterinary medicine.



“

This Postgraduate Diploma contains the most complete and up-to-date scientific program on the market"

Module 1. The Skin as an Organ Characteristics and Diagnostic Approach

- 1.1. Structure and Function of the Skin
 - 1.1.1. Epidermis
 - 1.1.2. Dermis
 - 1.1.3. Cutaneous Appendages
 - 1.1.4. Hypodermis
 - 1.1.5. Vascularization and Innervation
- 1.2. Dermatological Consultation
 - 1.2.1. Material for Sample Collection
 - 1.2.2. Material for Clinical Examination
 - 1.2.3. Material for Complementary Tests
- 1.3. Relationship with the Owner
 - 1.3.1. Objectives
 - 1.3.2. Personalized Care
 - 1.3.3. Allocation of Sufficient Time
- 1.4. Diagnostic Protocol
 - 1.4.1. Dermatological Record
 - 1.4.2. General Medical Records
 - 1.4.3. Dermatological Medical Records
- 1.5. General and Dermatological Examination
 - 1.5.1. Primary Skin Lesions
 - 1.5.2. Secondary Skin Lesions
 - 1.5.3. Clinical Patterns
- 1.6. Differential Diagnoses
 - 1.6.1. Most Common Dermatitis
 - 1.6.2. Least Common Dermatitis
- 1.7. Complementary Diagnostic Tests
 - 1.7.1. Skin Scraping
 - 1.7.2. Trichogram
 - 1.7.3. Hair Brushing
 - 1.7.4. Adhesive Tape
 - 1.7.5. Imprint
 - 1.7.6. Cultivation Methods
 - 1.7.7. Skin biopsy
- 1.8. Skin Cytology
 - 1.8.1. Sample Collection
 - 1.8.2. Processing and Staining
 - 1.8.3. Interpretation
- 1.9. Cutaneous histopathology
 - 1.9.1. Inflammatory Patterns
 - 1.9.2. Atrophic Patterns
 - 1.9.3. Neoplasm Patterns
- 1.10. Treatments. Overview
 - 1.10.1. Topical:
 - 1.10.1.1. Shampoo
 - 1.10.1.2. Solution
 - 1.10.1.3. Foams
 - 1.10.1.4. Wipes
 - 1.10.2. Systemic
 - 1.10.2.1. Oral
 - 1.10.2.2. Parenteral Route

Module 2. Dermatoses of Endocrine, Metabolic, Nutritional and Congenital Origin: Non-inflammatory Alopecia

- 2.1. Canine Hypothyroidism
 - 2.1.1. Pathogenesis.
 - 2.1.2. Clinical Aspects
 - 2.1.3. Diagnosis
 - 2.1.4. Treatment
- 2.2. Feline Hyperthyroidism and Hypothyroidism
 - 2.2.1. Pathogenesis.
 - 2.2.2. Clinical Aspects
 - 2.2.3. Diagnosis
 - 2.2.4. Treatment
- 2.3. Canine Hyperadrenocorticism
 - 2.3.1. Pathogenesis.
 - 2.3.2. Clinical Aspects
 - 2.3.3. Diagnosis
 - 2.3.4. Treatment
- 2.4. Hyperadrenocorticism and Diabetes Mellitus in Cats
 - 2.4.1. Pathogenesis.
 - 2.4.2. Clinical Aspects
 - 2.4.3. Diagnosis
 - 2.4.4. Treatment
- 2.5. Dermatitis due to Canine Gonadal Anomalies
 - 2.5.1. Hyperestrogenism in Females
 - 2.5.1.1. Pathogenesis.
 - 2.5.1.2. Clinical Aspects
 - 2.5.1.3. Diagnosis
 - 2.5.2. Hyperestrogenism in Males
 - 2.5.2.1. Pathogenesis.
 - 2.5.2.2. Clinical Aspects
 - 2.5.2.3. Diagnosis
 - 2.5.2.4. Treatment
- 2.6. Alopecia X and Cyclical Alopecia
 - 2.6.1. Pathogenesis.
 - 2.6.2. Clinical Aspects
 - 2.6.3. Diagnosis
 - 2.6.4. Treatment
- 2.7. Alopecia of Hereditary Congenital Nature
 - 2.7.1. Follicular Dystrophies
 - 2.7.2. Linked to Hair Color
 - 2.7.2.1. Pathogenesis.
 - 2.7.2.2. Clinical Characteristics
 - 2.7.3. Not Linked to Hair Color
 - 2.7.3.1. Pathogenesis.
 - 2.7.3.2. Clinical Characteristics
 - 2.7.3.3. Diagnosis
 - 2.7.3.4. Treatment
 - 2.7.4. Alopecia Patterns
 - 2.7.4.1. Pathogenesis.
 - 2.7.4.2. Breeds and Patterns
 - 2.7.4.3. Differential Diagnosis
 - 2.7.4.4. Treatment
- 2.8. Alopecia and Non-Pruritic Feline Scaly Conditions
 - 2.8.1. Paraneoplastic Alopecia
 - 2.8.1.1. Pathogenesis.
 - 2.8.1.2. Clinical Aspects
 - 2.8.1.3. Diagnosis
 - 2.8.1.4. Treatment
 - 2.8.2. Exfoliative Dermatitis Linked or Not to Thymoma
 - 2.8.2.1. Pathogenesis.
 - 2.8.2.2. Clinical Aspects
 - 2.8.2.3. Diagnosis
 - 2.8.2.4. Treatment

- 2.9. Canine Metabolic Dermatoses
 - 2.9.1. Dermatitis Which Responds to Zinc
 - 2.9.1.1. Pathogenesis.
 - 2.9.1.2. Clinical Aspects
 - 2.9.1.3. Diagnosis
 - 2.9.1.4. Treatment
 - 2.9.2. Hepatocutaneous Syndrome, Necrolytic Erythema Migrans
 - 2.9.2.1. Pathogenesis.
 - 2.9.2.2. Clinical Aspects
 - 2.9.2.3. Diagnosis
 - 2.9.2.4. Treatment
- 2.10. Non-inflammatory Alopecia
 - 2.10.1. Effluvium Defluxion in Anagens and Telogens
 - 2.10.1.1. Pathogenesis.
 - 2.10.1.2. Clinical Aspects
 - 2.10.1.3. Diagnosis
 - 2.10.1.4. Treatment
 - 2.10.2. Alopecia Traction
 - 2.10.2.1. Pathogenesis.
 - 2.10.2.2. Clinical Aspects
 - 2.10.2.3. Diagnosis
 - 2.10.2.4. Treatment
 - 2.10.3. Alopecia Due to Reaction to Inoculation/Application of Drugs
 - 2.10.3.1. Pathogenesis.
 - 2.10.3.2. Clinical Aspects
 - 2.10.3.3. Diagnosis
 - 2.10.3.4. Treatment

Module 3. Dermatoses due to Keratinization Disorders and Psychogenic Dermatoses

- 3.1. Keratinization and Sebum Secretion Disorders
 - 3.1.1. Canine and Feline Primary Seborrhea
 - 3.1.2. Idiopathic Facial Dermatitis of Persian Cats
 - 3.1.3. Facial Ulcerative Dermatitis of the Bengal Cat
 - 3.1.4. Ichthyosis
 - 3.1.5. Schnauzer Comedone Syndrome
- 3.2. Nasal and Digital Hyperkeratosis of the Dog
 - 3.2.1. Age Related Causes
 - 3.2.2. Secondary Causes from Other Diseases
- 3.3. Hyperplasia of the Canine Tail Gland
 - 3.3.1. Hormonal Influence
 - 3.3.2. Topical and Systemic Therapy
- 3.4. Acne
 - 3.4.1. Canine Acne
 - 3.4.2. Feline Acne
- 3.5. Feline Stallion Tail
 - 3.5.1. Treatment Management
- 3.6. Treatment of Keratinization Disorders
 - 3.6.1. Specific Shampoo Therapy
 - 3.6.2. Systemic Treatment Retinoids Vitamin A
- 3.7. Pigmentation Abnormalities
 - 3.7.1. Genetic Hyperpigmentation
 - 3.1.1.1. Lentigo
 - 3.1.1.2. Urticaria Pigmentosa
 - 3.7.1.3. Post Inflammatory Hyperpigmentation
 - 3.7.1.4. Hormonal Alterations Due to Drugs
 - 3.7.2. Hypopigmentation
 - 3.7.2.1. Albinism.
 - 3.7.2.2. Vitiligo
 - 3.7.2.3. Post Inflammatory Hyperpigmentation
 - 3.7.2.4. Metabolic - Hormonal - Neoplastic Hypopigmentation



- 3.8. Aetiopathogenesis, Diagnosis and Treatment of Behavioral Disorders
 - 3.8.1. Etiopathogenesis of Behavioral Disorders
 - 3.8.2. Diagnosis of Behavioral Disorders
 - 3.8.3. Medical Treatment for Behavioral Disorders
 - 3.8.4. Non-Pharmacological Treatment for Behavioral Disorders
- 3.9. Dermatoses of Ethological Origin I
 - 3.9.1. Canine Tail Chasing
 - 3.9.2. Flank Sucking
 - 3.9.3. Feline Self-Induced Alopecia/Feline Head and Neck Dermatitis
- 3.10. Dermatoses of Ethological Origin II
 - 3.10.1. Canine Acral Lick Dermatitis
 - 3.10.2. Others



*Achieve professional success
with this high-level training provided
by prestigious professionals with
extensive experience in the sector"*

05 Methodology

This academic program offers students a different way of learning. Our methodology uses a cyclical learning approach: **Relearning**.

This teaching system is used, for example, in the most prestigious medical schools in the world, and major publications such as the **New England Journal of Medicine** have considered it to be one of the most effective.





“

Discover Relearning, a system that abandons conventional linear learning, to take you through cyclical teaching systems: a way of learning that has proven to be extremely effective, especially in subjects that require memorization"

At TECH we use the Case Method

What should a professional do in a given situation? Throughout the program you will be presented with multiple simulated clinical cases based on real patients, where you will have to investigate, establish hypotheses and, finally, resolve the situation. There is an abundance of scientific evidence on the effectiveness of the method. Specialists learn better, faster, and more sustainably over time.

With TECH you will experience a way of learning that is shaking the foundations of traditional universities around the world.



According to Dr. Gervas, the clinical case is the annotated presentation of a patient, or group of patients, which becomes a "case", an example or model that illustrates some peculiar clinical component, either because of its teaching power or because of its uniqueness or rarity. It is essential that the case is based on current professional life, in an attempt to recreate the actual conditions in a veterinarian's professional practice.

“

Did you know that this method was developed in 1912, at Harvard, for law students? The case method consisted of presenting students with real-life, complex situations for them to make decisions and justify their decisions on how to solve them. In 1924, Harvard adopted it as a standard teaching method”

The effectiveness of the method is justified by four fundamental achievements:

1. Veterinarians who follow this method not only manage to assimilate concepts, but also develop their mental capacity through exercises to evaluate real situations and knowledge application
2. Learning is solidly translated into practical skills that allow the student to better integrate into the real world.
3. Ideas and concepts are understood more efficiently, given that the example situations are based on real-life.
4. The feeling that the effort invested is effective becomes a very important motivation for veterinarians, which translates into a greater interest in learning and an increase in the time dedicated to working on the course.



Relearning Methodology

At TECH we enhance the case method with the best 100% online teaching methodology available: Relearning.

This university is the first in the world to combine the study of clinical cases with a 100% online learning system based on repetition, combining a minimum of 8 different elements in each lesson, a real revolution with respect to the mere study and analysis of cases.



Veterinarians will learn through real cases and by resolving complex situations in simulated learning environments. These simulations are developed using state-of-the-art software to facilitate immersive learning.

At the forefront of world teaching, the Relearning method has managed to improve the overall satisfaction levels of professionals who complete their studies, with respect to the quality indicators of the best online university (Columbia University).

With this methodology more than 65,000 veterinarians have been trained with unprecedented success in all clinical specialties, regardless of the surgical load. Our teaching method is developed in a highly demanding environment, where the students have a high socio-economic profile and an average age of 43.5 years.

Relearning will allow you to learn with less effort and better performance, involving you more in your training, developing a critical mindset, defending arguments, and contrasting opinions: a direct equation for success.

In our program, learning is not a linear process, but rather a spiral (learn, unlearn, forget, and re-learn). Therefore, we combine each of these elements concentrically.

The overall score obtained by TECH's learning system is 8.01, according to the highest international standards.



This program offers the best educational material, prepared with professionals in mind:



Study Material

All teaching material is produced by the specialists who teach the course, specifically for the course, so that the teaching content is highly specific and precise.

These contents are then applied to the audiovisual format, to create the TECH online working method. All this, with the latest techniques that offer high quality pieces in each and every one of the materials that are made available to the student.



Latest Techniques and Procedures on Video

TECH introduces students to the latest techniques, the latest educational advances and to the forefront of current and procedures of veterinary techniques. All of this in direct contact with students and explained in detail so as to aid their assimilation and understanding. And best of all, you can watch the videos as many times as you like.



Interactive Summaries

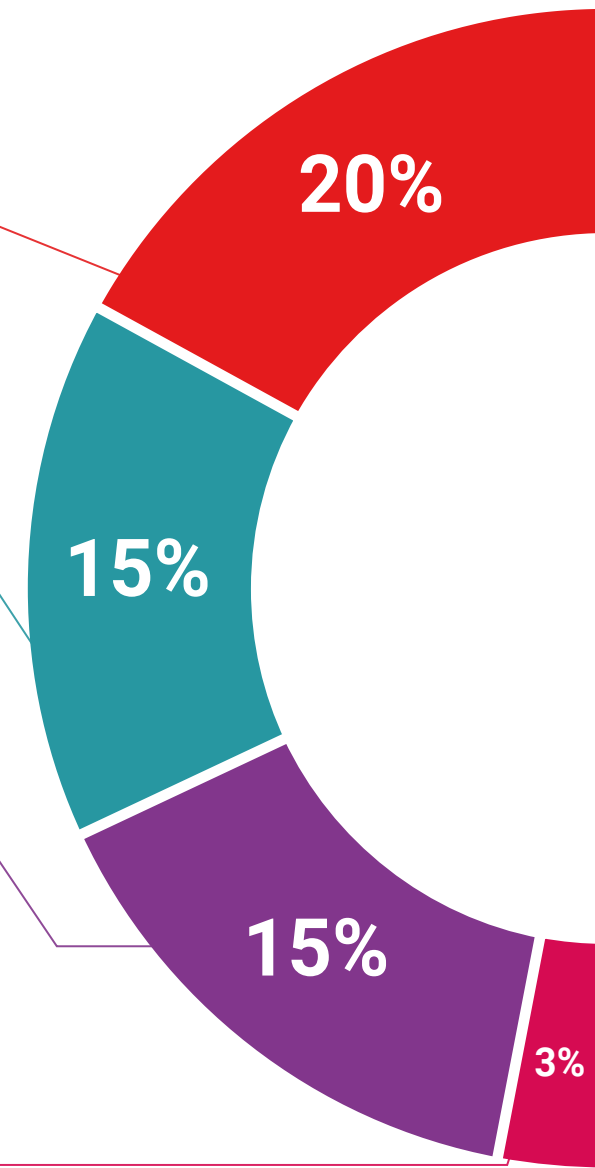
The TECH team presents the contents attractively and dynamically in multimedia lessons that include audio, videos, images, diagrams, and concept maps in order to reinforce knowledge.

This exclusive educational system for presenting multimedia content was awarded by Microsoft as a "European Success Story".



Additional Reading

Recent articles, consensus documents and international guidelines, among others. In TECH's virtual library, students will have access to everything they need to complete their course.





Expert-Led Case Studies and Case Analysis

Effective learning ought to be contextual. Therefore, TECH presents real cases in which the expert will guide students, focusing on and solving the different situations: a clear and direct way to achieve the highest degree of understanding.



Testing & Retesting

We periodically evaluate and re-evaluate students' knowledge throughout the program, through assessment and self-assessment activities and exercises, so that they can see how they are achieving their goals.



Classes

There is scientific evidence suggesting that observing third-party experts can be useful.
Learning from an Expert strengthens knowledge and memory, and generates confidence in future difficult decisions.



Quick Action Guides

TECH offers the most relevant contents of the course in the form of worksheets or quick action guides. A synthetic, practical, and effective way to help students progress in their learning.



06 Certificate

The Postgraduate Diploma in Endogenous Dermatoses Affecting Aesthetics guarantees students, in addition to the most rigorous and up-to-date education, access to a Postgraduate Diploma issued by TECH Global University.



“

"Successfully complete this program and receive your university qualification without having to travel or fill out laborious paperwork"

This program will allow you to obtain your **Postgraduate Diploma in Endogenous Dermatoses Affecting Aesthetics** endorsed by **TECH Global University**, the world's largest online university.

TECH Global University is an official European University publicly recognized by the Government of Andorra (*official bulletin*). Andorra is part of the European Higher Education Area (EHEA) since 2003. The EHEA is an initiative promoted by the European Union that aims to organize the international training framework and harmonize the higher education systems of the member countries of this space. The project promotes common values, the implementation of collaborative tools and strengthening its quality assurance mechanisms to enhance collaboration and mobility among students, researchers and academics.

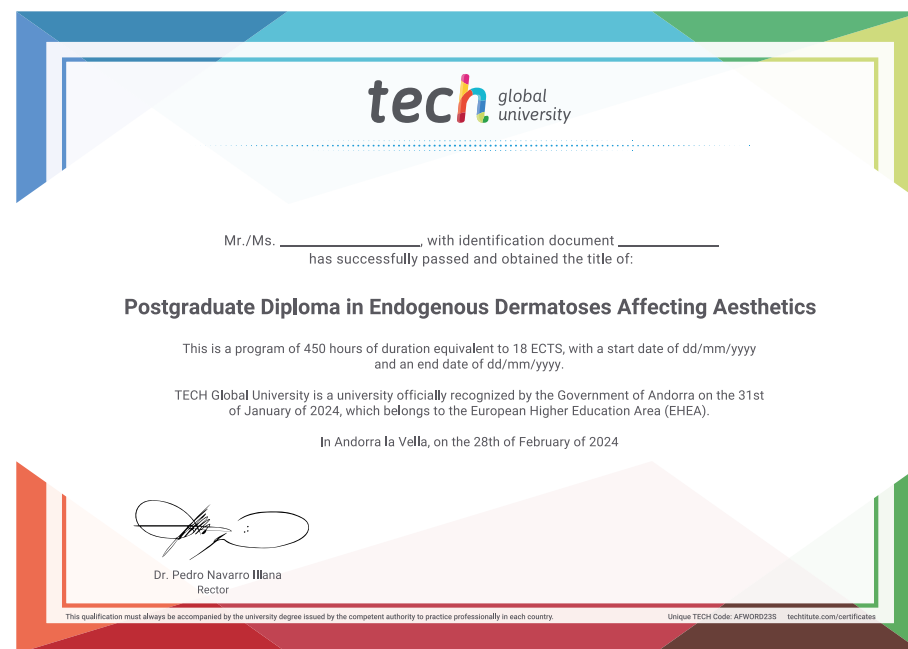
This **TECH Global University** title is a European program of continuing education and professional updating that guarantees the acquisition of competencies in its area of knowledge, providing a high curricular value to the student who completes the program.

Title: **Postgraduate Diploma in Endogenous Dermatoses Affecting Aesthetics**

Modality: **online**

Duration: **6 months**

Accreditation: **18 ECTS**



*Apostille Convention. In the event that the student wishes to have their paper diploma issued with an apostille, TECH Global University will make the necessary arrangements to obtain it, at an additional cost.



Postgraduate Diploma
Endogenous Dermatoses
Affecting Aesthetics

- » Modality: online
- » Duration: 6 months
- » Certificate: TECH Global University
- » Credits: 18 ECTS
- » Schedule: at your own pace
- » Exams: online

Postgraduate Diploma
Endogenous Dermatoses
Affecting Aesthetics

