

# Postgraduate Certificate Sports Injuries and Management in Horses





## Postgraduate Certificate Sports Injuries and Management in Horses

- » Modality: online
- » Duration: 12 weeks
- » Certificate: TECH Global University
- » Accreditation: 12 ECTS
- » Schedule: at your own pace
- » Exams: online

Website: [www.techtute.com/us/veterinary-medicine/postgraduate-certificate/sports-injuries-management-horses](http://www.techtute.com/us/veterinary-medicine/postgraduate-certificate/sports-injuries-management-horses)

# Index

01

Introduction

---

*p. 4*

02

Objectives

---

*p. 8*

03

Course Management

---

*p. 12*

04

Structure and Content

---

*p. 16*

05

Methodology

---

*p. 20*

06

Certificate

---

*p. 28*

# 01

# Introduction

The horse, like any athlete, presents a series of injuries during its sporting life that require identification, diagnosis and treatment as quickly and effectively as possible to reduce the loss of activity and avoid relapses. Therefore, professionals skilled in this type of sports injuries are needed. Joining this community of learners will allow students to develop the professional skills needed to deal with these animals.





“

*We want you to develop the skills necessary to perform fast and effective treatments for sports injuries in horses, and that's why we offer you the best knowledge in this area"*

In recent years, thanks and to the introduction of advanced imaging techniques in equine medicine, many advances have been made in diagnosis as well as in conventional and physiotherapeutic treatment. Injury monitoring and rehabilitation have gained importance in the field of equine medicine.

The study of musculoskeletal problems in the horse is a complex process, but of great incidence in equine medicine. It is one of the most frequent causes of decreased performance in this species and, therefore, can represent a significant economic loss for the owner in the case of competition or race horses.

Despite the individual factor of each horse, this program develops a series of general recommendations for the management of these injuries and the particularities by disciplines. This knowledge, as well as the development of rehabilitation programs and the application of physiotherapy in the different pathologies is of vital importance for the equine physiotherapist.

Thus, this program will define the most common pathologies of the thoracic limb, explained by anatomical areas and presenting the latest advances in diagnosis, as well as the approach at field or hospital level.

This Postgraduate Certificate provides students with specialized tools and skills to successfully develop their professional activity, working on key competencies such as knowledge of the reality and daily practice of the veterinary professional, and developing responsibility in the monitoring and supervision of their work, as well as communication skills within the essential teamwork.

As it is an online program, students will not be bound by fixed schedules or the need to move to another physical location, but rather, they can access the content at any time of the day, balancing their professional or personal life with their academic life.

This **Postgraduate Certificate in Sports Injuries and Management in Horses** contains the most complete and up-to-date scientific program on the market. The most important features include:

- ♦ The development of practical cases presented by experts in equine physiotherapy and rehabilitation
- ♦ The graphic, schematic, and practical contents with which they are created, provide scientific and practical information on the disciplines that are essential for professional practice
- ♦ Practical exercises where self-assessment can be used to improve learning.
- ♦ Special emphasis on innovative methodologies in sports injuries and management in horses
- ♦ Theoretical lessons, questions to the expert, debate forums on controversial topics, and individual reflection assignments
- ♦ Content that is accessible from any fixed or portable device with an Internet connection



*Do not miss the opportunity to take this Postgraduate Certificate in Sports Injuries and Management in Horses. It's the perfect opportunity to advance your career"*

“

*This Postgraduate Certificate is the best investment you can make in selecting a refresher program to update your knowledge in Sports Injuries and Management in Horses”*

Its teaching staff includes professionals belonging to the veterinary field, who contribute their expertise to this specialization, as well as renowned specialists from leading societies and prestigious universities.

The multimedia content, developed with the latest educational technology, will provide the professional with situated and contextual learning, i.e., a simulated environment that will provide immersive education programmed to learn in real situations.

This program is designed around Problem-Based Learning, whereby the professional must try to solve the different professional practice situations that arise throughout the program. For this purpose, the professional will be assisted by an innovative interactive video system developed by renowned and experienced experts in sports injuries and horse handling.

*This program comes with the best educational material, providing you with a contextual approach that will facilitate your learning.*

*This 100% online Postgraduate Certificate will allow you to combine your studies with your professional work while expanding your knowledge in this field.*



# 02 Objectives

This Postgraduate Certificate in Sports Injuries and Management in Horses is oriented to facilitate the performance of the professional dedicated to veterinary medicine with the latest advances and newest treatments in the sector.







“

*Our goal is to provide quality training  
so that our students become the best  
in their profession"*



## General Objectives

---

- Develop the most common locomotor system pathologies equine athletes, their diagnosis and possibilities of conventional treatments and physiotherapy
- Present new techniques to diagnose and monitor pathology lesions
- Propose new treatments based on publications and analyze previous treatments
- Establish general recommendations to design injury treatment and rehabilitation plans

“

*A path to achieve specialization and professional growth that will propel you towards a greater level of competitiveness in the employment market”*





## Specific Objectives

---

- ◆ Present the most frequent thoracic pathologies, as well as their etiopathology, diagnosis, treatment and rehabilitation
- ◆ Recognize clinical signs associated to each thoracic pathology
- ◆ Evaluate conventional treatment options for the most frequent thoracic limb pathologies and subsequent monitoring
- ◆ Know the available physiotherapeutic treatments, rehabilitation protocols and physiotherapy treatments of the most frequent thoracic limb pathologies
- ◆ Compile images by pathology to present examples of clinical cases
- ◆ Establish differential diagnoses that cause similar clinical signs
- ◆ Develop different therapies for each pathology
- ◆ Gain methodical knowledge for the diagnosis of forelimb lameness
- ◆ Determine guidelines to design individualized rehabilitation programs

03

# Course Management

The program includes in its teaching staff reference experts in Equine Physiotherapy and Rehabilitation who bring to this program the experience of their work. They are world-renowned professionals from different countries with proven theoretical and practical professional experience.





“

*Our teaching team is the most complete and successful in the educational panorama”*

## Management



### Dr. Hernández Fernández, Tatiana

- ♦ Veterinarian specialized in Equine Physiotherapy
- ♦ Veterinary physiotherapist in Equine Physiotherapy Physiovetinary.
- ♦ Author of several scientific articles on Equine Physiotherapy.
- ♦ Lecturer in Rehabilitation and Veterinary Physiotherapy courses.
- ♦ PhD in Veterinary Medicine from the UCM
- ♦ Diploma in Physiotherapy at the URJC
- ♦ Degree in Veterinary Medicine from the UCM



## Professors

### Dr. Argüelles Capilla, David

- ◆ Equine Surgeon at the Clinical Veterinary Hospital of the University of Córdoba
- ◆ PhD in Veterinary Medicine from the Autonomous University of Barcelona (UAB)
- ◆ Degree in Veterinary Medicine, Autonomous University of Barcelona
- ◆ Diploma in Equine Surgery from the European College of Equine Veterinary Surgeons (ECVS)

### Ms. Boado Lama, Ana

- ◆ Veterinary Specialist in Equine Sports Medicine & Rehabilitation
- ◆ Internship at the Animal Health Trust in Newmarket
- ◆ Speaker at national and international congresses and training courses
- ◆ Degree in Veterinary Medicine from the Complutense University Madrid
- ◆ Certified in Equine Surgery (Orthopedics) by the Royal College of Veterinary Surgeons.
- ◆ Member of British Veterinary Association (BEVA) and the Spanish Association of Equine Practitioners

### Mr. Luna Correa, Paulo Andrés

- ◆ Specialist in Equine Physical Therapy and Rehabilitation at eKine
- ◆ Veterinarian, National University of Rio Cuarto URC, Córdoba, Argentina
- ◆ Associate Professor in the Department of Anatomy of Domestic Animals at the National University of Rio Cuarto, Córdoba, Argentina
- ◆ Degree in Veterinary Medicine, Universidad Nacional de Rio Cuarto URC, Córdoba, Argentina
- ◆ Postgraduate in Physiotherapy and Rehabilitation of the Sport Equine at IACES, with Equidynamics in charge of MV Marta García Piqueres
- ◆ Master's Degree in Equine Sports Medicine from the University of Córdoba UCO

04

# Structure and Content

The structure of the content has been designed by the best professionals in the Equine Physiotherapy and Rehabilitation sector, with extensive experience and recognized prestige in the profession, backed by the volume of cases reviewed, studied, and diagnosed, and with extensive knowledge of new technologies applied to Veterinary.







“

*We have the most complete and up-to-date scientific program on the market. We strive for excellence and for you to achieve it too"*

**Module 1.** Common Injuries in Sport Horses: Diagnosis, Conventional Treatment, Rehabilitation Programs and Physiotherapy Thoracic Limb Part I

- 1.1. Introduction
- 1.2. Hoof
  - 1.2.1. Capsule: Laminitis, Quarters, Cancker
  - 1.2.2. Arthrosis
  - 1.2.3. Collateral
  - 1.2.4. Deep Flexor
  - 1.2.5. Podotrochlear Apparatus
  - 1.2.6. Phalanges
- 1.3. Metacarpophalangeal Joint
- 1.4. Digital Sheath
- 1.5. Metacarpal Region
  - 1.5.1. Superficial Digital Flexor
  - 1.5.2. Deep Digital Flexor
  - 1.5.3. *Ligament Check*
  - 1.5.4. Suspensory Ligament
- 1.6. Pathology of the Carpus
- 1.7. Carpal Sheath
- 1.8. Radius, Elbow and Shoulder Pathology
- 1.9. Conventional Treatments of the Most Frequent Pathologies of the Thoracic Limb and Their Monitoring
- 1.10. Physiotherapeutic Treatments, Rehabilitation Protocols and Physiotherapy Treatment of the Most Frequent Pathologies of the Thoracic Limb
  - 1.10.1. Particularities According to Sport Discipline: Dressage/Jumping/Raid/Complete/Speed Races





## Module 2. Module. Treatment, Rehabilitation Programs and Physiotherapy Pelvic Limb Part II

- 2.1. Introduction
- 2.2. Common Pathologies Distal to the Tarsus in the Pelvic Limb
  - 2.2.1. Hoof
  - 2.2.2. Metacarpophalangeal Joint
  - 2.2.3. Sheath and Tendons
- 2.3. Suspensory Ligament of the Fetlock
- 2.4. Tarsal Pathology
- 2.5. Tibia and Stifle Pathology
- 2.6. Hip and Pelvis Pathology
- 2.7. Spine Pathology
  - 2.7.1. Cervical Pathology
  - 2.7.2. Thoracic Pathology
    - 2.7.2.1. Spinal Processes
    - 2.7.2.2. Joint Facets
    - 2.7.2.3. Vertebral Bodies
  - 2.7.3. Lumbosacral-Iliac
- 2.8. Conventional Treatments of the Most Frequent Pathologies of the pelvic Limb and Spine
  - 2.8.1. Arthrosis
  - 2.8.2. Bone Tissue
  - 2.8.3. Soft Tissues
- 2.9. Physiotherapeutic Treatments, Rehabilitation Protocols of the Most Frequent Pathologies of the Pelvic Limb and Spine
  - 2.9.1. Particularities According to Sports Discipline
- 2.10. Monitoring of Pelvic Limb and Spine Injuries

# 05 Methodology

This academic program offers students a different way of learning. Our methodology uses a cyclical learning approach: **Relearning**.

This teaching system is used, for example, in the most prestigious medical schools in the world, and major publications such as the **New England Journal of Medicine** have considered it to be one of the most effective.





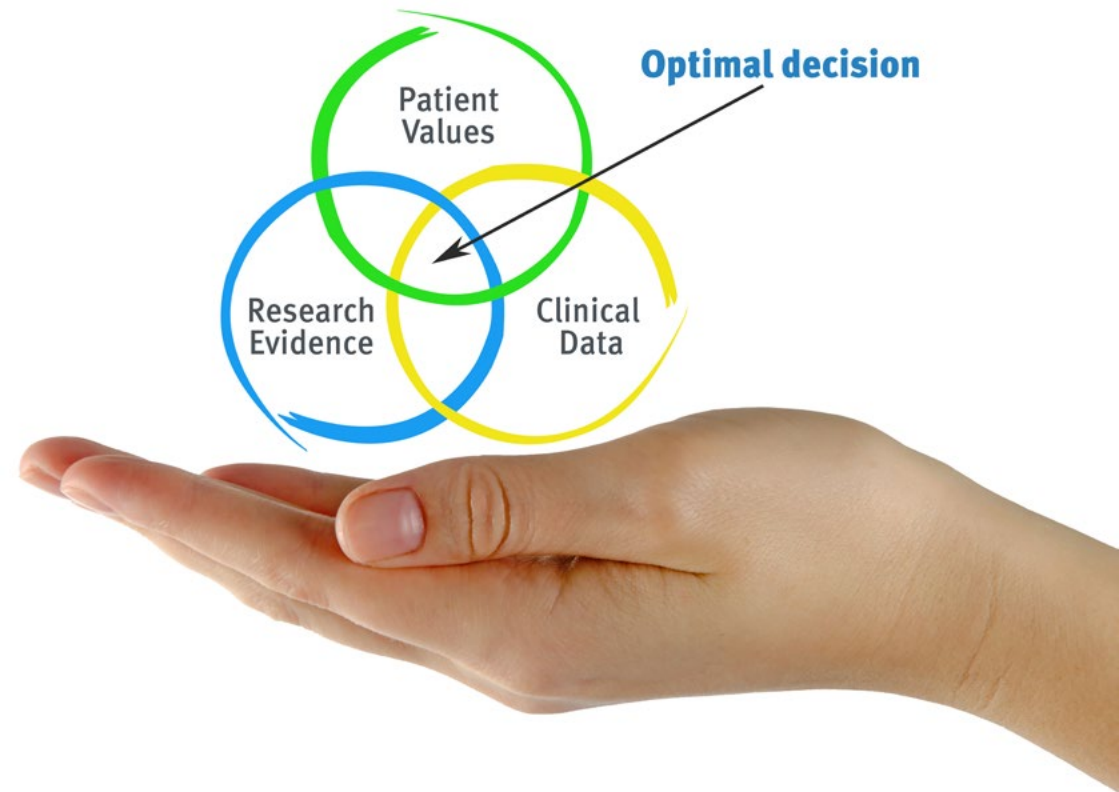
“

*Discover Relearning, a system that abandons conventional linear learning, to take you through cyclical teaching systems: a way of learning that has proven to be extremely effective, especially in subjects that require memorization"*

## At TECH we use the Case Method

What should a professional do in a given situation? Throughout the program you will be presented with multiple simulated clinical cases based on real patients, where you will have to investigate, establish hypotheses and, finally, resolve the situation. There is an abundance of scientific evidence on the effectiveness of the method. Specialists learn better, faster, and more sustainably over time.

*With TECH you will experience a way of learning that is shaking the foundations of traditional universities around the world.*



According to Dr. Gérvas, the clinical case is the annotated presentation of a patient, or group of patients, which becomes a "case", an example or model that illustrates some peculiar clinical component, either because of its teaching power or because of its uniqueness or rarity. It is essential that the case is based on current professional life, in an attempt to recreate the actual conditions in a veterinarian's professional practice.

“

*Did you know that this method was developed in 1912, at Harvard, for law students? The case method consisted of presenting students with real-life, complex situations for them to make decisions and justify their decisions on how to solve them. In 1924, Harvard adopted it as a standard teaching method”*

The effectiveness of the method is justified by four fundamental achievements:

1. Veterinarians who follow this method not only manage to assimilate concepts, but also develop their mental capacity through exercises to evaluate real situations and knowledge application
2. Learning is solidly translated into practical skills that allow the student to better integrate into the real world.
3. Ideas and concepts are understood more efficiently, given that the example situations are based on real-life.
4. The feeling that the effort invested is effective becomes a very important motivation for veterinarians, which translates into a greater interest in learning and an increase in the time dedicated to working on the course.



## Relearning Methodology

At TECH we enhance the case method with the best 100% online teaching methodology available: Relearning.

This university is the first in the world to combine the study of clinical cases with a 100% online learning system based on repetition, combining a minimum of 8 different elements in each lesson, a real revolution with respect to the mere study and analysis of cases.



*Veterinarians will learn through real cases and by resolving complex situations in simulated learning environments. These simulations are developed using state-of-the-art software to facilitate immersive learning.*



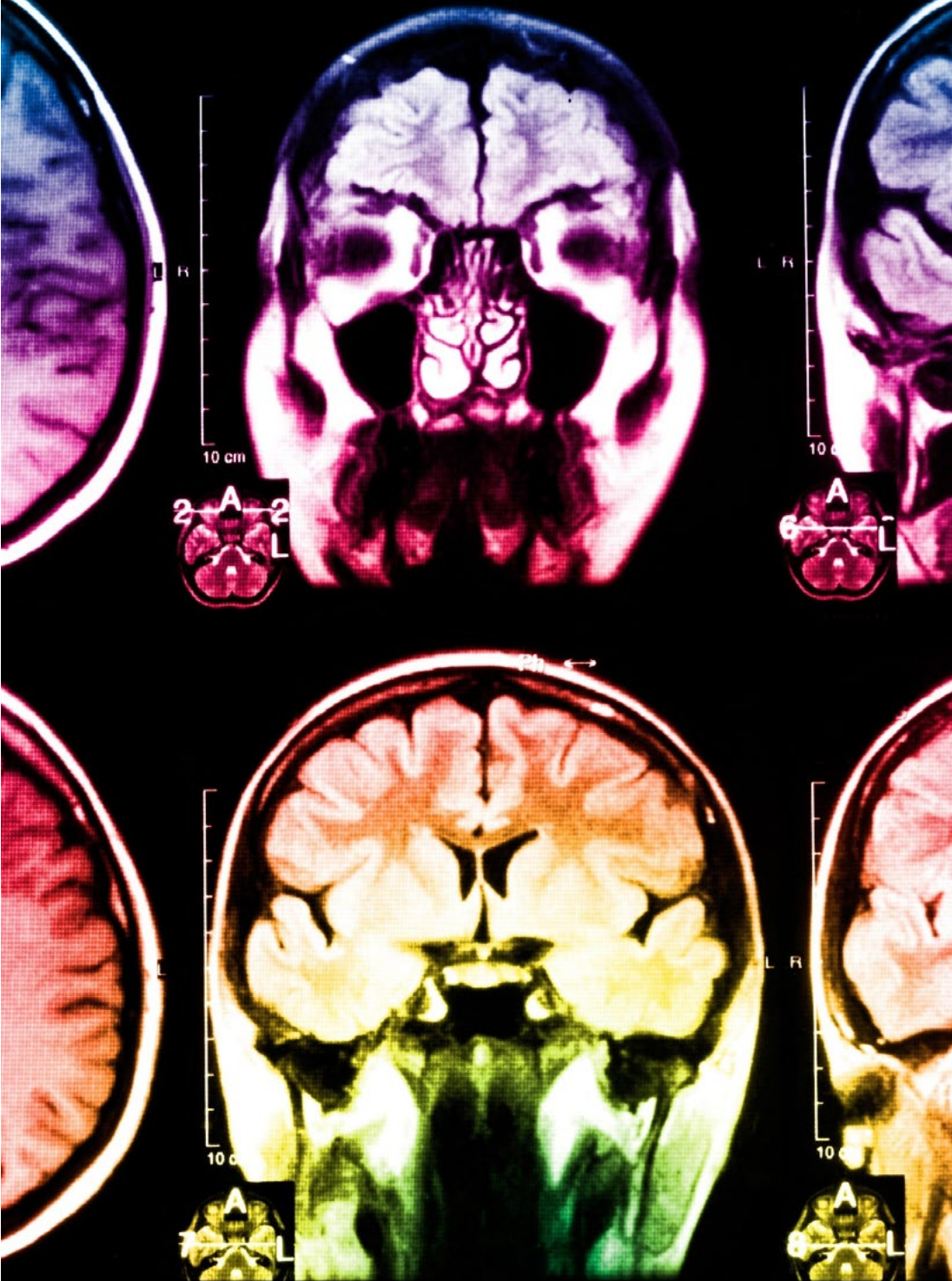
At the forefront of world teaching, the Relearning method has managed to improve the overall satisfaction levels of professionals who complete their studies, with respect to the quality indicators of the best online university (Columbia University).

With this methodology more than 65,000 veterinarians have been trained with unprecedented success in all clinical specialties, regardless of the surgical load. Our teaching method is developed in a highly demanding environment, where the students have a high socio-economic profile and an average age of 43.5 years.

*Relearning will allow you to learn with less effort and better performance, involving you more in your training, developing a critical mindset, defending arguments, and contrasting opinions: a direct equation for success.*

In our program, learning is not a linear process, but rather a spiral (learn, unlearn, forget, and re-learn). Therefore, we combine each of these elements concentrically.

The overall score obtained by TECH's learning system is 8.01, according to the highest international standards.



This program offers the best educational material, prepared with professionals in mind:



#### Study Material

All teaching material is produced by the specialists who teach the course, specifically for the course, so that the teaching content is highly specific and precise.

These contents are then applied to the audiovisual format, to create the TECH online working method. All this, with the latest techniques that offer high quality pieces in each and every one of the materials that are made available to the student.



#### Latest Techniques and Procedures on Video

TECH introduces students to the latest techniques, the latest educational advances and to the forefront of current and procedures of veterinary techniques. All of this in direct contact with students and explained in detail so as to aid their assimilation and understanding. And best of all, you can watch the videos as many times as you like.



#### Interactive Summaries

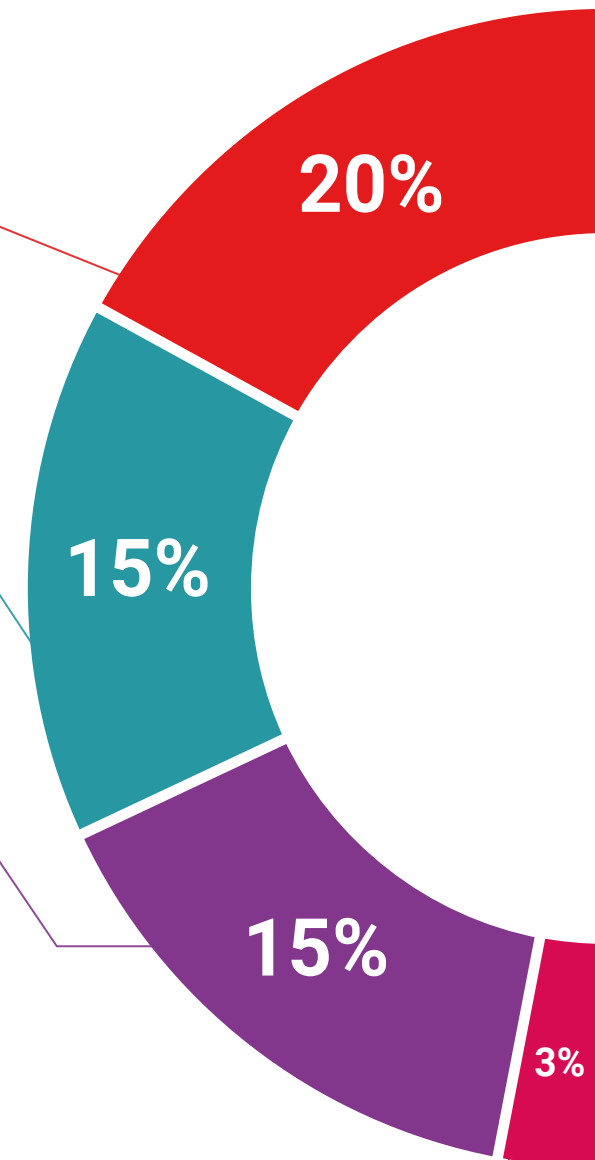
The TECH team presents the contents attractively and dynamically in multimedia lessons that include audio, videos, images, diagrams, and concept maps in order to reinforce knowledge.

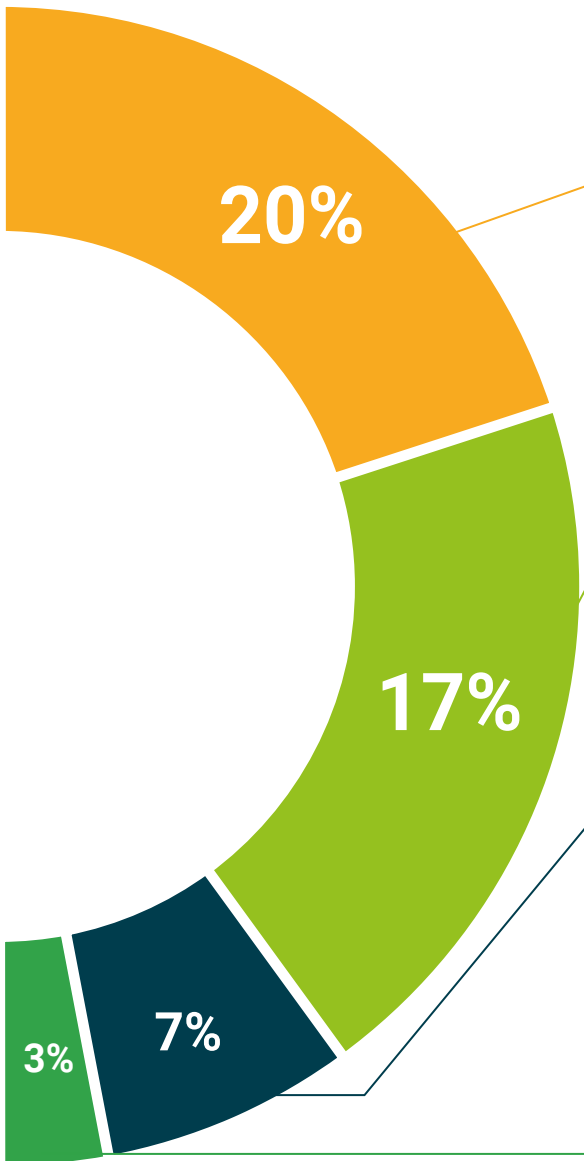
This exclusive educational system for presenting multimedia content was awarded by Microsoft as a "European Success Story".



#### Additional Reading

Recent articles, consensus documents and international guidelines, among others. In TECH's virtual library, students will have access to everything they need to complete their course.





#### Expert-Led Case Studies and Case Analysis

Effective learning ought to be contextual. Therefore, TECH presents real cases in which the expert will guide students, focusing on and solving the different situations: a clear and direct way to achieve the highest degree of understanding.



#### Testing & Retesting

We periodically evaluate and re-evaluate students' knowledge throughout the program, through assessment and self-assessment activities and exercises, so that they can see how they are achieving their goals.



#### Classes

There is scientific evidence suggesting that observing third-party experts can be useful.

Learning from an Expert strengthens knowledge and memory, and generates confidence in future difficult decisions.



#### Quick Action Guides

TECH offers the most relevant contents of the course in the form of worksheets or quick action guides. A synthetic, practical, and effective way to help students progress in their learning.



# 06 Certificate

This Postgraduate Certificate in Sports Injuries and Management in Horses guarantees, in addition to the most rigorous and up to date education, access to a Postgraduate Diploma issued by TECH Global University.



“

*Successfully complete this program and receive your university qualification without having to travel or fill out laborious paperwork”*

This private qualification will allow you to obtain a **Postgraduate Certificate in Sports Injuries and Management in Horses** endorsed by **TECH Global University**, the world's largest online university.

**TECH Global University** is an official European University publicly recognized by the Government of Andorra ([official bulletin](#)). Andorra is part of the European Higher Education Area (EHEA) since 2003. The EHEA is an initiative promoted by the European Union that aims to organize the international training framework and harmonize the higher education systems of the member countries of this space. The project promotes common values, the implementation of collaborative tools and strengthening its quality assurance mechanisms to enhance collaboration and mobility among students, researchers and academics.

This **TECH Global University** private qualification is a European program of continuing education and professional updating that guarantees the acquisition of competencies in its area of knowledge, providing a high curricular value to the student who completes the program.

Title: **Postgraduate Certificate in Sports Injuries and Management in Horses**

Modality: **online**

Duration: **12 weeks**

Accreditation: **12 ECTS**



\*Apostille Convention. In the event that the student wishes to have their paper diploma issued with an apostille, TECH Global University will make the necessary arrangements to obtain it, at an additional cost.



## Postgraduate Certificate Sports Injuries and Management in Horses

- » Modality: **online**
- » Duration: **12 weeks**
- » Certificate: **TECH Global University**
- » Accreditation: **12 ECTS**
- » Schedule: **at your own pace**
- » Exams: **online**

# Postgraduate Certificate

## Sports Injuries and Management in Horses

