

Postgraduate Certificate Specialist Dentistry in Exotic Animals





Postgraduate Certificate Specialist Dentistry in Exotic Animals

- » Modality: online
- » Duration: 6 weeks
- » Certificate: TECH Global University
- » Credits: 6 ECTS
- » Schedule: at your own pace
- » Exams: online

Website: www.techtute.com/us/veterinary-medicine/postgraduate-certificate/specialist-dentistry-exotic-animals

Index

01

Introduction

p. 4

02

Objectives

p. 8

03

Course Management

p. 12

04

Structure and Content

p. 16

05

Methodology

p. 20

06

Certificate

p. 28

01

Introduction

This Postgraduate Certificate, dedicated to dentistry and the study of the oral cavity in exotic animals, aims to provide veterinary professionals with specialist training in the enormous diversity and anatomical and physiology differences that exist between different exotic species.

The program addresses the most common pathologies, the equipment, the specific dental material and the most important and currently relevant diagnostic tests in order to weigh up the different therapeutic options or resolution techniques for each patient.





“

Become a professional in one of the most in-demand fields of the moment: train in Specialist Dentistry in Exotic Animals with this comprehensive Postgraduate Certificate”

The Postgraduate Certificate in Specialist Dentistry in Exotic Animals is a response to the needs and demands of veterinary clinicians who, based on the high number of cases they encounter, seek to offer the best service to their patients.

Currently, the trend in veterinary hospitals and clinics is to opt to specialize in a specific area, with the exotic animal clinic being one of the most demanded.

A high percentage of them offer the service of care for exotic species either through their own service or by means of an external service, being, therefore, a field which has developed greatly in recent years and has great potential in the very near future.

The teaching team that makes up the Postgraduate Certificate in Specialist Dentistry in Exotic Animals is composed of veterinary professionals specializing in the different subjects taught in the course, with extensive experience both at a teaching and practical level. They are familiar with university training, teaching courses, degrees and different postgraduate courses related to the veterinary profession, and specifically Specialist Dentistry in Exotic Animals. These lecturers are active professionals, both at university and clinical level, working in leading veterinary centres and participating in various research projects.

The modules developed in the Postgraduate Certificate in Specialist Dentistry in Exotic Animals have been selected with the aim of offering the veterinary clinician the possibility of taking a step further in their future as a specialist in Dentistry and to develop specialized theoretical and practical knowledge to confidently face any oral and maxillofacial procedure that they may encounter in their daily practice.

The advanced knowledge developed in this Postgraduate Certificate is supported by the clinical experience of the authors, as well as scientific articles and publications directly related to the current veterinary dentistry sector.

This program provides students with all the theoretical and practical knowledge necessary to safely tackle any oral and maxillofacial procedure in the studied species.

Nowadays, the possibility of coordinating the veterinary clinician's working life with a Postgraduate Certificate is highly valued and valuable, and this course meets this requirement, in terms of teaching quality. The online format allows students to balance their work and academic life, and meets the demands and requirements of the veterinary professional.

This **Postgraduate Certificate in Specialist Dentistry in Exotic Animals** offers you the advantages of a high-level scientific, teaching, and technological course.

These are some of its most notable features:

- ♦ The latest technology in online teaching software.
- ♦ Intensely visual teaching system, supported by graphic and schematic contents, easy to assimilate and understand
- ♦ Practical cases presented by practising experts.
- ♦ State-of-the-art interactive video systems.
- ♦ Teaching supported by telepractice.
- ♦ Continuous updating and recycling systems.
- ♦ Autonomous learning: full compatibility with other occupations
- ♦ Practical exercises for self-evaluation and learning verification.
- ♦ Support groups and educational synergies: questions to the expert, discussion forums and debates.
- ♦ Communication with the teacher and individual reflection work.
- ♦ Content available from any fixed or portable device with internet connection.
- ♦ Supplementary documentation databases are permanently available, even after the course.



A Postgraduate Certificate that will enable you to work in all fields of Veterinary Dentistry with the competence of a high-level professional”



Become fully and adequately qualified in Veterinary Dentistry with this highly effective Postgraduate Certificate and open new avenues for your professional progress"

Our teaching staff is made up of professionals from different fields related to this specialty. In this way, we ensure that we provide you with the training update we are aiming for. A multidisciplinary team of professionals trained and experienced in different environments, who will cover the theoretical knowledge in an efficient way, but, above all, will bring the practical knowledge derived from their own experience to the course: one of the differential qualities of this course.

This mastery of the subject is complemented by the effectiveness of the methodological design of this Postgraduate Certificate in Specialist Dentistry in Exotic Animals. Developed by a multidisciplinary team of e-learning experts, it integrates the latest advances in educational technology. This way, you will be able to study with a range of comfortable and versatile multimedia tools that will give you the operability you need in your training.

The design of this program is based on Problem-Based Learning: an approach that conceives learning as a highly practical process. To achieve this remotely, we will use telepractice: with the help of an innovative interactive video system, and learning from an expert, you will be able to acquire the knowledge as if you were actually dealing with the scenario you are learning about. A concept that will allow you to integrate and fix learning in a more realistic and permanent way.

You will have the experience of expert professionals who will contribute their experience in this area to the program, making this training a unique opportunity for professional growth.

Our innovative telepractice concept will give you the opportunity to learn through an immersive experience, which will provide you with a faster integration and a much more realistic view of the contents: "learning from an expert".

02 Objectives

Our objective is to train highly qualified professionals for work experience. An objective that is complemented, moreover, in a global manner, by promoting human development that lays the foundations for a better society. This objective is focused on helping medical professionals reach a much higher level of expertise and control. A goal that, in just six months, you will be able to achieve with a highly intensive and precise course.





“

If your goal is to broaden your skills set to include new paths of success and development, this is the course for you: a training that aspires to excellence"



General Objectives

- Establish the anatomical and physiological basis of the oral cavity of different exotic species
- Identify oral disorders and pathologies by means of different diagnostic tests
- Analyze the possible dental treatments to be implemented depending on the diagnosed pathology
- Propose a series of prophylactic and preventive guidelines to reduce the incidence of oral pathologies in exotic animals





Specific Objectives

- ◆ Determine the anatomical differences between different species of mammals, birds and reptiles
- ◆ Establish scanning and restraint methods according to the species to be treated
- ◆ Provide as much information as possible before a dental or oral cavity examination of each patient according to their species
- ◆ Determine the dental instruments and materials needed for exotic species
- ◆ Analyze the different therapeutic possibilities when faced with a dental problem
- ◆ Identify cases requiring surgical treatment
- ◆ Establish the anesthetic and analgesic basis for oral cavity surgery in different exotic species



A path to achieve training and professional growth that will propel you towards a greater level of competitiveness in the job market"

03

Course Management

For our course to be of the highest quality, we are proud to work with a teaching staff of the highest level, chosen for their proven track record. Professionals from different areas and fields of expertise that make up a complete, multidisciplinary team. A unique opportunity to learn from the best.





“

Our team of teachers, with expertise in Specialist Dentistry in Exotic Animals, will help you achieve success in your profession"

Management



Dr. Saura Alfonseda, José María

- ♦ Degree in Veterinary Medicine from the University of Murcia.
- ♦ Member of the SEOVE and speaker at several SEOVE Congresses.
- ♦ Master's Degree in Dentistry and Maxillofacial Surgery V from the UCM in 2008
- ♦ Lecturer at the Faculty of Veterinary Medicine of the UAX in subjects such as Animal Physiopathology, Clinical Propaedeutics and Animal Anatomy.
- ♦ Senior Veterinarian at the Internal Medicine Service of the Veterinary Hospital Universidad Alfonso X El Sabio (HCV UAX) since 2006.
- ♦ Head of the Veterinary Dentistry and Maxillofacial Surgery Service of the HCV UAX since 2009.
- ♦ Outpatient Veterinary Dentistry and Maxillofacial Surgery Service (sauraodontovet) since 2013.

Professors

Ayuela Grande, Álvaro

- ◆ Degree in Veterinary Medicine: Alfonso X El Sabio University. Member of the Illustrious College of Veterinarians of Madrid no. 6808 Collaborator AMVAC no. 1707
- ◆ Director and owner of Porto Veterinary Group, which includes the Porto Veterinary Clinic (Madrid) and La Paz Veterinary Clinic (Getafe)
- ◆ AVEPA member no. 7072
- ◆ Member of the group of exotic animal specialists GMCAE
- ◆ Postgraduate course in Toxic Animal Clinic (General Practitioner Certificate in Exotic Animal Practice) accredited by the ESVPS during the 2011-2012 academic year.
- ◆ Professor of Veterinary Medicine at Alfonso X El Sabio University 2017 - present
- ◆ In charge of teaching practical classes in the subject of Clinical Propaedeutics
- ◆ Control of specialized poultry breeding hatcheries 06/2011 - present

“*An impressive teaching staff, made up of professionals from different areas of expertise will be your teachers during your training: a unique opportunity not to be missed*”



04

Structure and Content

The contents of this Postgraduate Certificate have been developed by the different experts on this course, with a clear purpose: to ensure that our students acquire each and every one of the necessary skills to become true experts in this field.

A complete and well-structured program that will take you to the highest standards of quality and success.



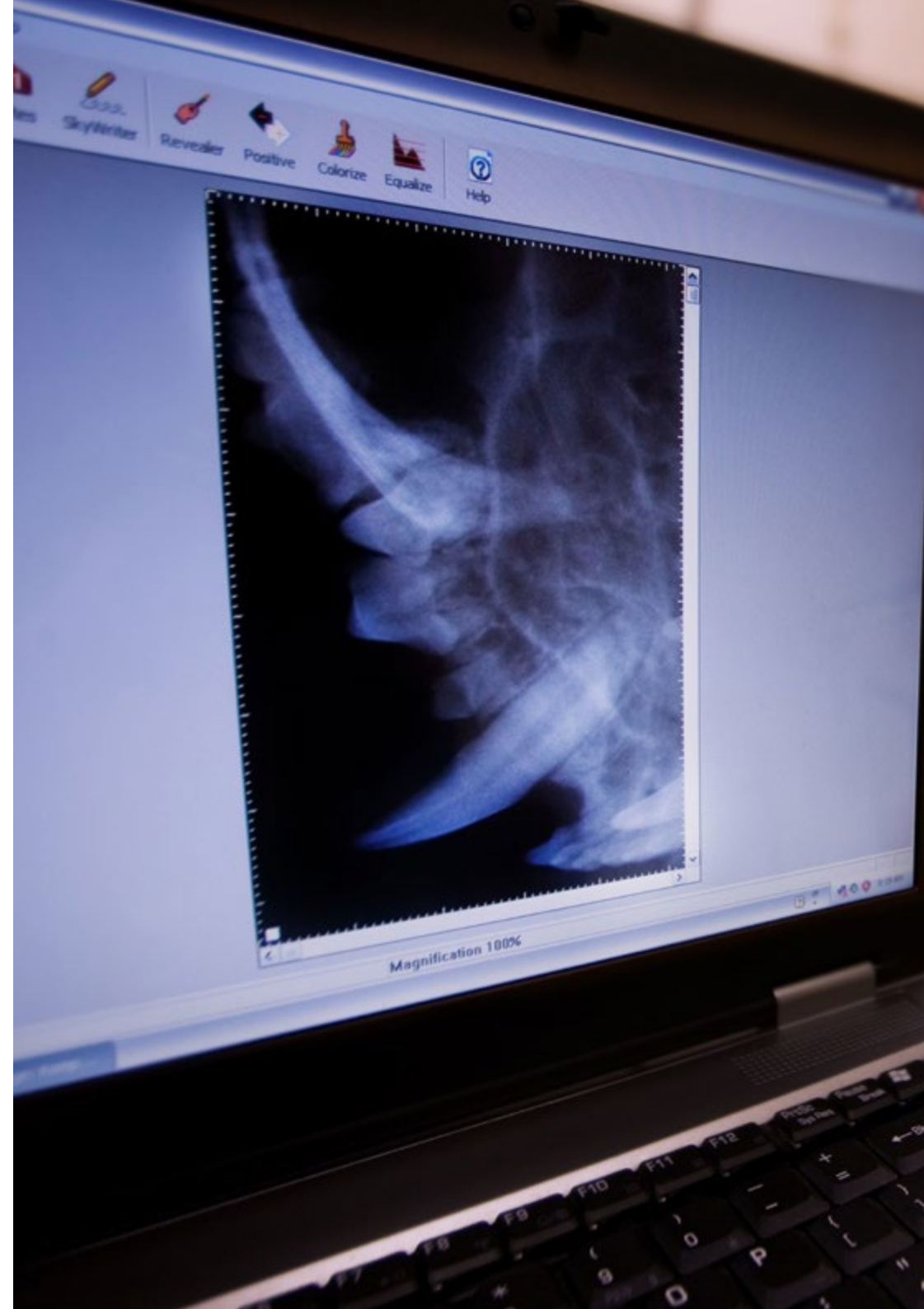


“

This Postgraduate Certificate in Specialist Dentistry in Exotic Animals contains the most complete and up-to-date scientific program on the market”

Module 1. Veterinary Dentistry in Exotic Animals

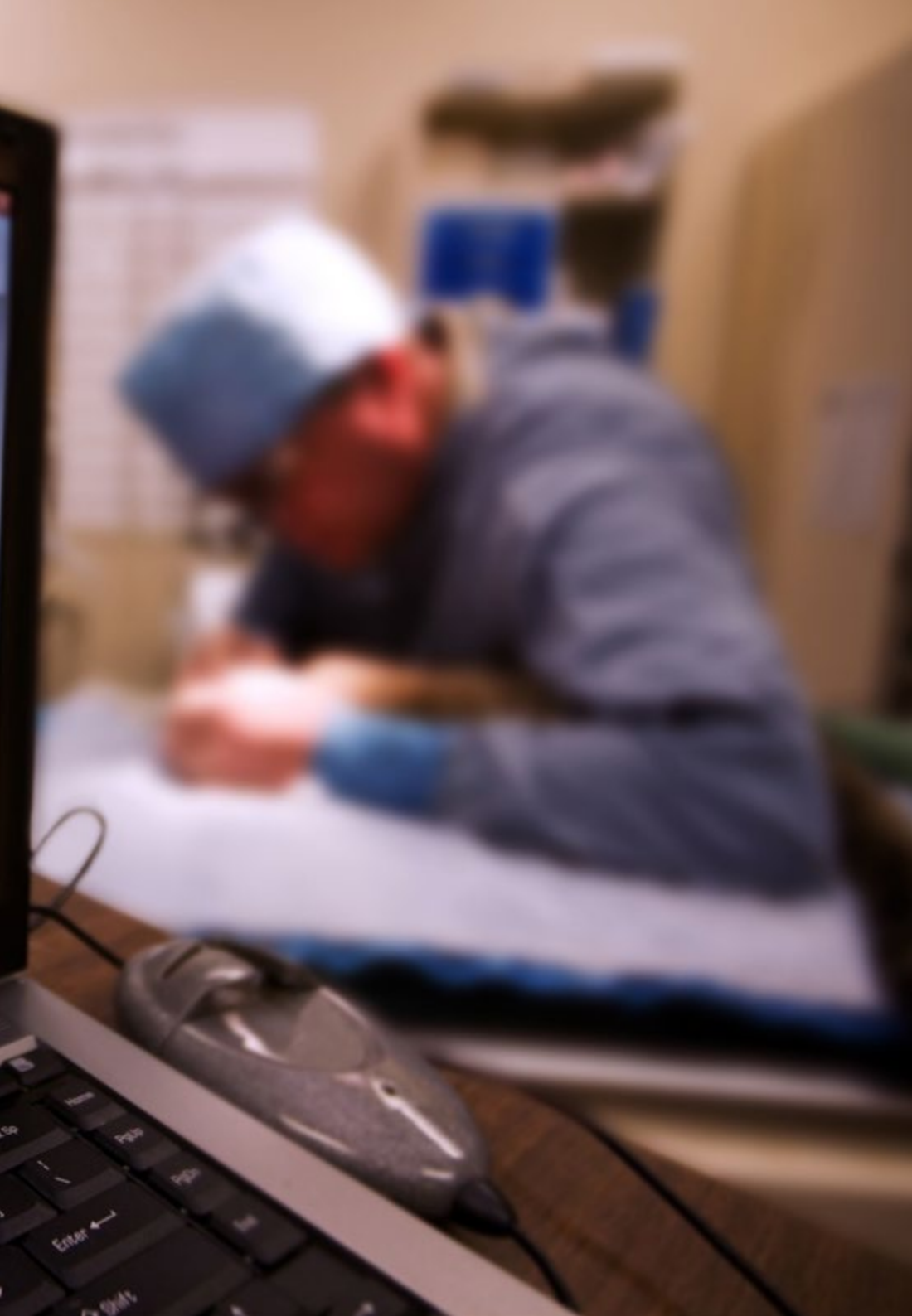
- 1.1. Oral Anatomy and Physiology in Lagomorphs
 - 1.1.1. Oral Anatomy
 - 1.1.2. Handling and Securing
- 1.2. Oral Anatomy and Physiology in Rodents and other Exotic Mammals
 - 1.2.1. Oral Anatomy
 - 1.2.2. Handling and Securing
- 1.3 Oral Anatomy and Physiology in Birds and Reptiles
 - 1.3.1. Oral Anatomy
 - 1.3.1.1. Handling and Securing
 - 1.3.2. Dental Materials in Exotic Animals
 - 1.3.2.1. Clamping Tables
 - 1.3.2.2. Mouth-Openers
 - 1.3.2.3. Exodontic Material
 - 1.3.2.4. Periodontic Material
 - 1.2.3. Oral Diagnostic Tests in Exotic Animals
 - 1.3.3.1. Oral Exam
 - 1.3.3.2. Laboratory Diagnosis
 - 1.3.3.3. Imaging Tests
- 1.4. Oral Pathology in Lagomorphs
 - 1.4.1. Elongation
 - 1.4.2. Malocclusions
 - 1.4.3. Periodontal Diseases
 - 1.4.4. Dental Diseases
 - 1.4.5. Other Diseases



- 1.5. Oral Pathology in Rodents and Other Exotic Mammals
 - 1.5.1. Elongation
 - 1.5.2. Malocclusions
 - 1.5.3. Periodontal Diseases
 - 1.5.4. Dental Diseases
 - 1.5.5. Other diseases
- 1.6. Oral Pathology in Reptiles and Birds
 - 1.6.1. Most Common Oral Pathologies in Birds
 - 1.6.2. Most Common Oral Pathologies in Reptiles
- 1.7. Anesthesia in Exotic Animals
 - 1.7.1. Anesthesia
 - 1.7.2. Pre-operative Considerations
 - 1.7.3. Postoperative Considerations
- 1.8. Prophylaxis, Prevention and other Particularities in Exotic Animals
 - 1.8.1. Prophylaxis and Prevention for Owners
 - 1.8.2. Prophylaxis and Clinical Prevention

“

A comprehensive teaching program, structured in well-developed teaching units, oriented towards learning that is compatible with your personal and professional life”

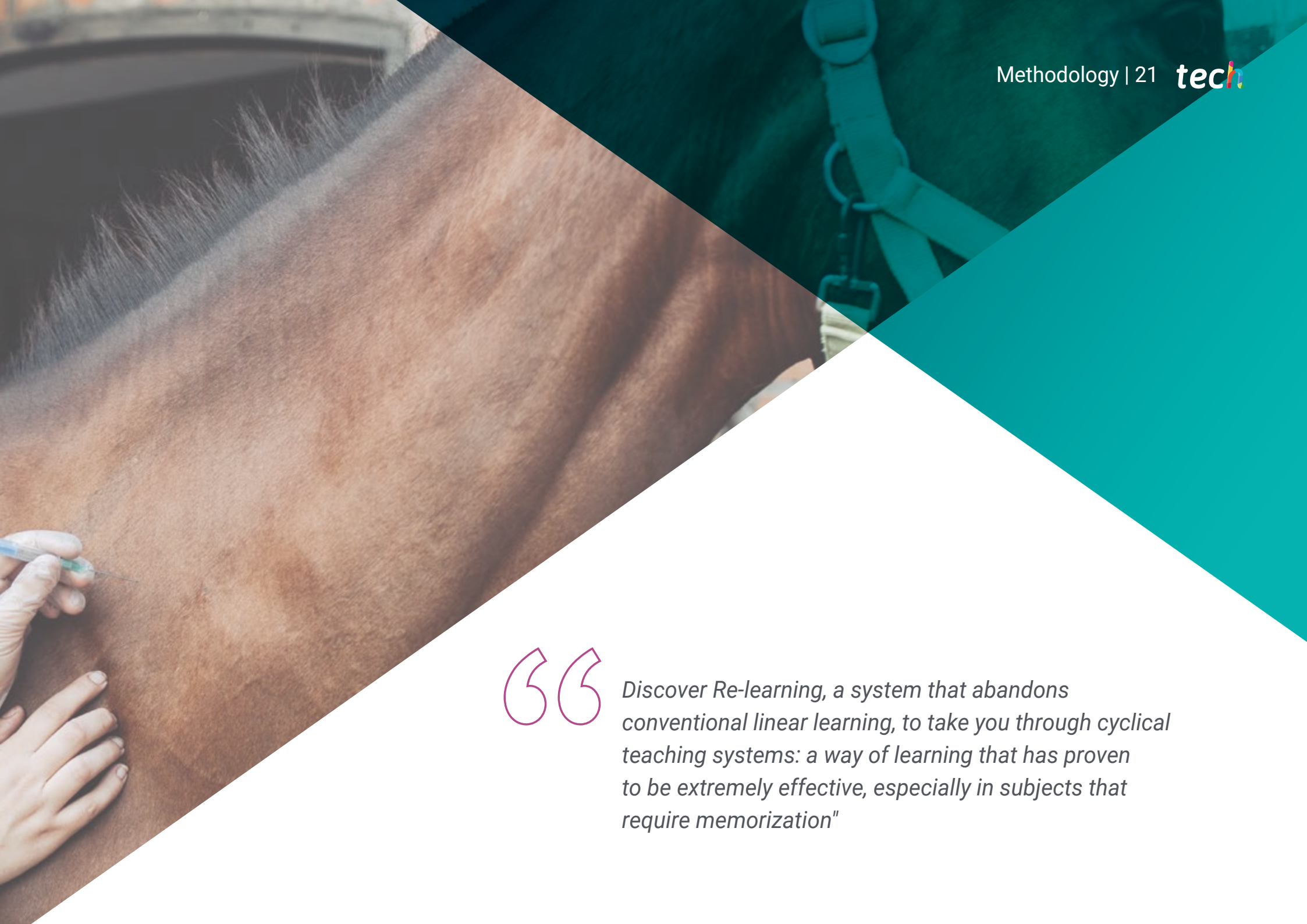


05 Methodology

This training provides you with a different way of learning. Our methodology uses a cyclical learning approach: ***Re-learning***.

This teaching system is used in the most prestigious medical schools in the world, and major publications such as the ***New England Journal of Medicine*** have considered it to be one of the most effective.





“

Discover Re-learning, a system that abandons conventional linear learning, to take you through cyclical teaching systems: a way of learning that has proven to be extremely effective, especially in subjects that require memorization"

At TECH we use the Case Method

In a given clinical situation, what would you do? Throughout the program you will be presented with multiple simulated clinical cases based on real patients, where you will have to investigate, establish hypotheses and, finally, resolve the situation. There is abundant scientific evidence on the effectiveness of the method. Specialists learn better, faster, and more sustainably over time.

With TECH you can experience a way of learning that is shaking the foundations of traditional universities around the world.



According to Dr. Gérvas, the clinical case is the annotated presentation of a patient, or group of patients, which becomes a "case", an example or model that illustrates some peculiar clinical component, either because of its teaching potential or because of its uniqueness or rarity. It is essential that the case be based on current professional life, trying to recreate the real conditions in the Veterinarian's Professional Practice.

“

Did you know that this method was developed in 1912 at Harvard for law students? The case method consisted of presenting students with real-life, complex situations for them to make decisions and justify their decisions on how to solve them. In 1924, Harvard adopted it as a standard teaching method.

The effectiveness of the method is justified by four fundamental achievements:

1. Veterinarians who follow this method not only achieve the assimilation of concepts, but also a development of their mental capacity through exercises to evaluate real situations and the application of knowledge.
2. The learning process has a clear focus on practical skills that allow the student to better integrate into the real world.
3. Ideas and concepts are understood more efficiently, given that the example situations are based on real-life.
4. The feeling that the effort invested is effective becomes a very important motivation for veterinarians, which translates into a greater interest in learning and an increase in the time dedicated to working on the course.



Re-Learning Methodology

At TECH we enhance the Harvard case method with the best 100% online teaching methodology available: Re-learning.

Our University is the first in the world to combine the study of clinical cases with a 100% online learning system based on repetition, combining a minimum of 8 different elements in each lesson, which represent a real revolution with respect to simply studying and analyzing cases.

Veterinarians will learn through real cases and by resolving complex situations in simulated learning environments. These simulations are developed using state-of-the-art software to facilitate immersive learning.



At the forefront of world teaching, the Re-learning method has managed to improve the overall satisfaction levels of professionals who complete their studies, with respect to the quality indicators of the best Spanish-speaking online university (Columbia University).

With this methodology we have trained more than 65,000 veterinarians with unprecedented success, in all clinical specialties regardless of the surgical load. All this in a highly demanding environment, where the students have a strong socio-economic profile and an average age of 43.5 years.

Re-learning will allow you to learn with less effort and better performance, involving you more in your training, developing a critical mindset, defending arguments, and contrasting opinions: a direct equation to success.

In our program, learning is not a linear process, but rather a spiral (we learn, unlearn, forget, and re-learn). Therefore, we combine each of these elements concentrically.

The overall score obtained by our learning system is 8.01, according to the highest international standards.



In this program you will have access to the best educational material, prepared with you in mind:



Study Material

All the teaching materials are specifically created for the course, by specialists who teach on the course, so that the teaching content is highly specific and precise.

This content is then adapted in an audiovisual format that will create our way of working online, with the latest techniques that allow us to offer you high quality in all of the material that we provide you with.



Latest Techniques and Procedures on Video

We bring you closer to the latest Techniques, to the latest Educational Advances, to the forefront of current Veterinary Techniques and Procedures. All this, in first person, with the maximum rigor, explained and detailed for your assimilation and understanding. And best of all, you can watch them as many times as you want.



Interactive Summaries

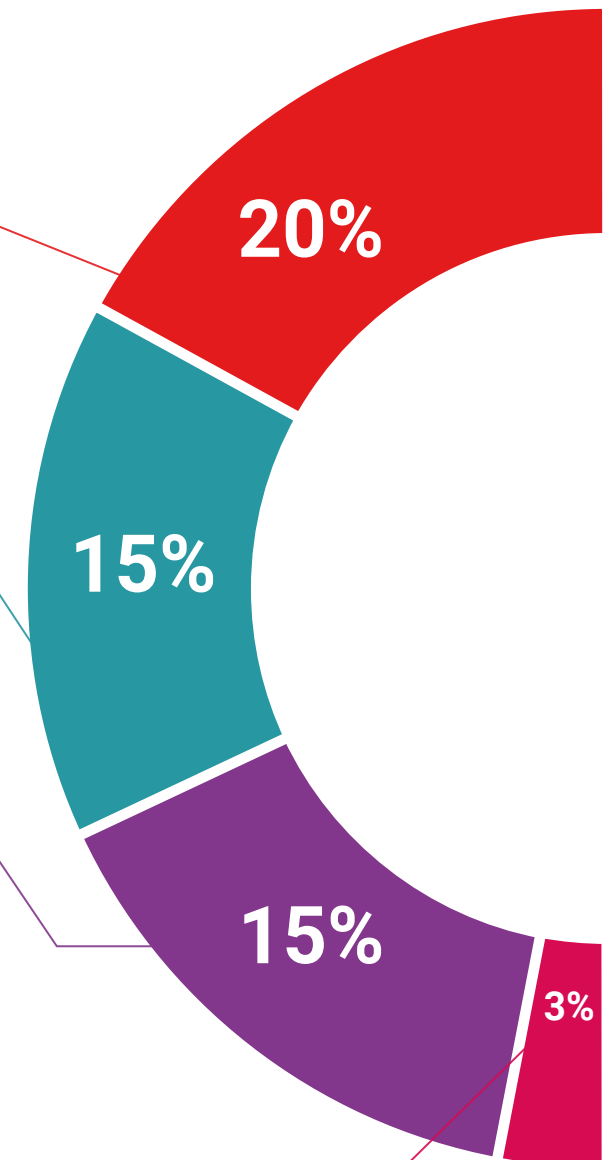
We present the contents attractively and dynamically in multimedia lessons that include audio, videos, images, diagrams, and concept maps in order to reinforce knowledge.

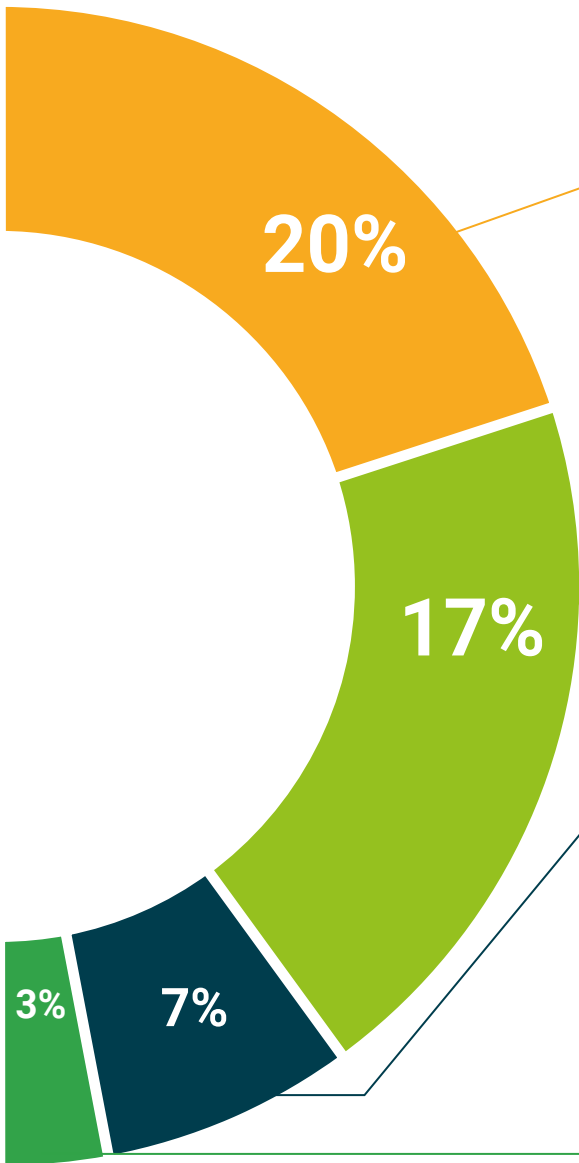
This unique multimedia content presentation training system was awarded by Microsoft as a "European Success Story".



Additional Reading

Recent articles, consensus documents, international guides. In our virtual library you will have access to everything you need to complete your training.





Expert-Led Case Studies and Case Analysis

Effective learning ought to be contextual. Therefore, we will present you with real case developments in which the expert will guide you through focusing on and solving the different situations: a clear and direct way to achieve the highest degree of understanding.



Testing & Re-Testing

We periodically evaluate and re-evaluate your knowledge throughout the program, through assessment and self-assessment activities and exercises: so that you can see how you are achieving your goals.



Classes

There is scientific evidence suggesting that observing third-party experts can be useful.

Learning from an expert strengthens knowledge and memory and generates confidence in our future difficult decisions.



Quick Action Guides

We offer you the most relevant contents of the course in the form of worksheets or quick action guides. A synthetic, practical, and effective way to help you progress in your learning.



06

Certificate

The Postgraduate Certificate in Specialist Dentistry in Exotic Animals guarantees students, in addition to the most rigorous and up-to-date education, access to a Postgraduate Certificate issued by TECH Global University.



“

Include in your training a Postgraduate Certificate in Specialist Dentistry in Exotic Animals: a highly qualified added value for any professional in this area"

This program will allow you to obtain your **Postgraduate Certificate in Specialist Dentistry in Exotic Animals** endorsed by **TECH Global University**, the world's largest online university.

TECH Global University is an official European University publicly recognized by the Government of Andorra ([official bulletin](#)). Andorra is part of the European Higher Education Area (EHEA) since 2003. The EHEA is an initiative promoted by the European Union that aims to organize the international training framework and harmonize the higher education systems of the member countries of this space. The project promotes common values, the implementation of collaborative tools and strengthening its quality assurance mechanisms to enhance collaboration and mobility among students, researchers and academics.

This **TECH Global University** title is a European program of continuing education and professional updating that guarantees the acquisition of competencies in its area of knowledge, providing a high curricular value to the student who completes the program.

Title: **Postgraduate Certificate in Specialist Dentistry in Exotic Animals**

Modality: **online**

Duration: **6 weeks**

Accreditation: **6 ECTS**



*Apostille Convention. In the event that the student wishes to have their paper diploma stamped with a Hague Apostille, TECH Global University will make the necessary arrangements at an additional cost.



Postgraduate Certificate
Specialist Dentistry
in Exotic Animals

- » Modality: online
- » Duration: 6 weeks
- » Certificate: TECH Global University
- » Credits: 6 ECTS
- » Schedule: at your own pace
- » Exams: online

Postgraduate Certificate

Specialist Dentistry in Exotic Animals

