

Postgraduate Certificate Anesthesia and Analgesia in Veterinary Dentistry





Postgraduate Certificate Anesthesia and Analgesia in Veterinary Dentistry

- » Modality: online
- » Duration: 6 weeks
- » Certificate: TECH Global University
- » Credits: 6 ECTS
- » Schedule: at your own pace
- » Exams: online

Website: www.techtute.com/us/veterinary-medicine/postgraduate-certificate/postgraduate-certificate-anesthesia-analgesia-veterinary-dentistry

Index

01

Introduction

p. 4

02

Objectives

p. 8

03

Course Management

p. 12

04

Structure and Content

p. 16

05

Methodology

p. 20

06

Certificate

p. 28

01

Introduction

The objective of this program is to develop advanced knowledge in dentistry specialists in relation to the considerations for anesthetic management of the most common types of patients they will see in their daily practice. It provides the necessary tools to master pain management, with special emphasis on the use of locoregional techniques.

Furthermore, the course compiles a list of case studies which allow students to focus on all they have learnt throughout the program in a practical and intuitive way.





“

Become a professional in one of the most in-demand fields of the moment: train in Anesthesia and Analgesia in Veterinary Dentistry with this comprehensive Postgraduate Certificate”

The current reality in the veterinary clinic shows us that patients with oral, dental or periodontal pathology are one of the most common in day-to-day consultations.

The Postgraduate Certificate in Anesthesia and Analgesia in Veterinary Dentistry is a response to the needs and demands of veterinary clinicians who, based on the high number of cases they encounter, seek to offer the best service to their patients.

The teaching team that makes up the Postgraduate Certificate in Anesthesia and Analgesia in Veterinary Dentistry is composed of veterinary professionals specialised in the different subjects taught in the course, with extensive experience both at teaching and practical level. They are familiar with university training, teaching courses, degrees and different postgraduate courses related to the veterinary profession, and specifically Anesthesia and Analgesia in Veterinary Dentistry. These lecturers are active professionals, both at university and clinical level, working in leading veterinary centres and participating in various research projects.

The modules developed in the Postgraduate Certificate in Anesthesia and Analgesia in Veterinary Dentistry have been selected with the aim of offering the veterinary clinician the possibility of taking a step further in their future as a specialist in Dentistry and to develop specialized theoretical and practical knowledge to confidently face any oral and maxillofacial procedure that they may encounter in their daily practice.

The advanced knowledge developed in this Postgraduate Certificate is supported by the clinical experience of the authors, as well as scientific articles and publications directly related to the modern day veterinary dentistry sector.

This Postgraduate Certificate provides students with all the theoretical and practical knowledge necessary to safely tackle any oral and maxillofacial procedure in the studied species.

Nowadays, the possibility of coordinating the veterinary clinician's working life with a Postgraduate Certificate is highly valued and valuable, and this course meets this requirement, in terms of teaching quality. The online format allows students to balance their work and academic life, and meets the demands and requirements of the veterinary professional.

This **Postgraduate Certificate in Anesthesia Analgesia in Veterinary Dentistry** offers you the advantages of a high-level scientific, teaching, and technological course. These are some of its most notable features:

- ◆ The latest technology in online teaching software
- ◆ Highly visual teaching system, supported by graphic and schematic contents that are easy to assimilate and understand
- ◆ Practical cases presented by practising experts
- ◆ State-of-the-art interactive video systems
- ◆ Teaching supported by telepractice
- ◆ Continuous updating and recycling systems
- ◆ Autonomous learning: full compatibility with other occupations
- ◆ Practical exercises for self-evaluation and learning verification
- ◆ Support groups and educational synergies: questions to the expert, debate and knowledge
- ◆ Communication with the teacher and individual reflection work
- ◆ Content that is accessible from any fixed or portable device with an Internet connection
- ◆ Supplementary documentation databases are permanently available, even after the program



Receive complete and appropriate training in Veterinary Dentistry with this highly effective program and open new paths in your professional progress"

Our teaching staff is made up of professionals from different fields related to this specialty. In this way, we ensure that we provide you with the training update we are aiming for. A multidisciplinary team of professionals train and experience in different environments, who will develop the theoretical knowledge in an efficient way, but above all, they will bring their practical knowledge from their own experience to the program: one of the differential qualities of this training.

This mastery of the subject is complemented by the effectiveness of the methodological design of this Postgraduate Certificate in Anesthesia and Analgesia in Veterinary Dentistry. Developed by a multidisciplinary team of e-learning experts, it integrates the latest advances in educational technology. In this way, you will be able to study with a range of easy-to-use and versatile multimedia tools that will give you the necessary skills you need for your specialization.

The design of this program is based on Problem-Based Learning: an approach that conceives learning as a highly practical process. To achieve this remotely, we will use telepractice: with the help of an innovative interactive video system, and learning from an expert, you will be able to acquire the knowledge as if you were actually dealing with the scenario you are learning about. A concept that will allow you to integrate and fix learning in a more realistic and permanent way.

With a methodological design based on proven teaching techniques, this Postgraduate Certificate in Anesthesia and Analgesia in Veterinary Dentistry will take you through different teaching approaches to allow you to learn in a dynamic and effective way.

Our innovative telepractice concept will give you the opportunity to learn through an immersive experience, which will provide you with a faster integration and a much more realistic view of the contents: "learning from an expert".

02 Objectives

Our objective is to train highly qualified professionals for the working An objective that is complemented, moreover, in a global manner, by promoting human development that lays the foundations for a better society. This objective is focused on helping medical professionals reach a much higher level of expertise and control. A goal that, in just six months, you will be able to achieve with a highly intensive and precise course.



A close-up photograph of a surgical procedure. A scalpel is visible, and a red sponge is being used. The background is blurred, showing other surgical instruments and a patient's skin.

“

If your objective is to broaden your skills set to include new paths of success and development, this is the course for you: a training that aspires to excellence"



General Objectives

- ♦ Establish a working methodology that encompasses the patient from the pre-anaesthesia visit to recovery at home
- ♦ Examine the main points of interest in the anesthetic management of the dental patient
- ♦ Generate specialized knowledge in the management of pain and the use of regional blocks in the dental patient
- ♦ Propose reference protocols commonly used in dental procedures



A path to achieve training and professional growth that will propel you towards a greater level of competitiveness in the employment market"





Specific Objectives

- ◆ Specify the phases involved in an anesthetic procedure
- ◆ Recognise the key points of pre-consideration in the dental patient
- ◆ Establish a working methodology for the pre-medication phase, the induction phase, the maintenance phase and the recovery phase
- ◆ Generate specialized knowledge in the assessment and anesthetic particularities of the dental patient
- ◆ Rationale for the use of local blocks for analgesic management of the patient
- ◆ Propose commonly used anesthetic protocols

03

Course Management

For our course to be of the highest quality, we are proud to work with a teaching staff of the highest level, chosen for their proven track record. Professionals from different areas and fields of expertise that make up a complete, multidisciplinary team. A unique opportunity to learn from the best.





“

Our teaching team, experts in Anesthesia and Analgesia in Veterinary Dentistry, will help you to achieve success in your profession"

Management



Dr. Saura Alfonseda, José María

- Degree in Veterinary Medicine from the University of Murcia
- Member of the SEOVE and speaker at several SEOVE Congresses
- Master's Degree in Dentistry and Maxillofacial Surgery V by the UCM in 2008
- Lecturer at the Faculty of Veterinary Medicine of the UAX in subjects such as Animal Physiopathology, Clinical Propaedeutics and Animal Anatomy
- Senior Veterinarian at the Internal Medicine Service of the Veterinary Hospital Universidad Alfonso X El Sabio (HCV UAX) since 2006
- Head of the Veterinary Dentistry and Maxillofacial Surgery Service of the HCV UAX since 2009
- Outpatient Veterinary Dentistry and Maxillofacial Surgery Service (sauraodontovet) since 2013



Professors

Plaza del Castaño, Enrique

- ◆ Degree in Veterinary Medicine from the Cardenal Herrera-CEU University (Valencia) in 2008
- ◆ Director of the Anaesthesia and Analgesia Service at La Chopera Veterinary Hospital
- ◆ Specialist qualification in Anaesthesia and Analgesia in Small Animals (2016)
- ◆ Member of the Association of Spanish Veterinary Specialists in Small Animals (AVEPA)
- ◆ Member of the Spanish Society of Veterinary Anaesthesia and Analgesia (SEAAV)
- ◆ Member of the Working Group on Anaesthesia and Analgesia (GAVA)
- ◆ Master's Degree in Management and Conservation of Wildlife and Protected Areas, University of Leon
- ◆ University Specialist in Anaesthesia and Analgesia in Small Animals from the Complutense University of Madrid

“

An impressive teaching staff, made up of professionals from different areas of expertise, will be your teachers during your training: a unique opportunity not to be missed”

04

Structure and Content

The contents of this program have been developed by the different experts on this course, with a clear purpose: to ensure that our students acquire each and every one of the necessary skills to become true experts in this field.

A complete and well-structured program that will take you to the highest standards of quality and success.



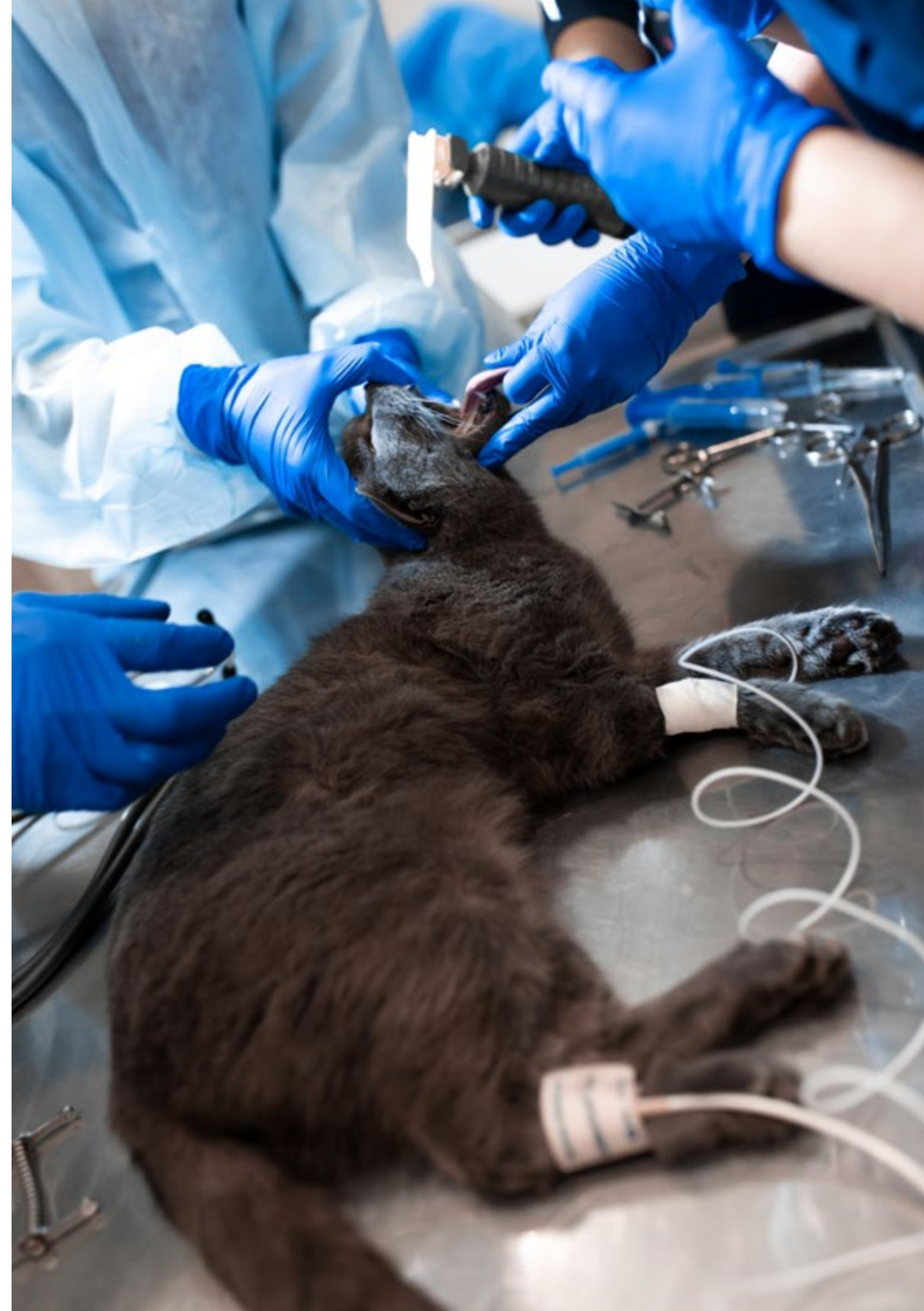


“

This Postgraduate Certificate in Anesthesia and Analgesia in Veterinary Dentistry contains the most complete and up-to-date scientific program on the market”

Module 1. Anesthesia and Analgesia in Small Animal Veterinary Dentistry

- 1.1. Anesthesia Key Aspects
 - 1.1.1. History of Anesthesia
 - 1.1.2. Anesthetic Machine
 - 1.1.3. Anesthetic Circuits
 - 1.1.4. Mechanical Ventilators
 - 1.1.5. Infusion Pumps and Perfusors
 - 1.1.6. Sedation vs Tranquillisation
 - 1.1.7. Phases of General Anesthesia
- 1.2. Pre-Anesthetic Assessment and Pre-Medication of the Dental Patient
 - 1.2.1. Pre-Anesthesia Consultation
 - 1.2.2. Anesthetic Risk ASA Classification
 - 1.2.3. Recommendations for Chronic Medications on the Day of Anesthesia
 - 1.2.4. Pre-Anesthetic Considerations in Dental Patients
 - 1.2.5. Pharmacology in Premedication
- 1.3. Anesthetic Induction and Maintenance
 - 1.3.1. Induction Phase
 - 1.3.2. Pharmacology in Induction
 - 1.3.3. Intubation Process
 - 1.3.4. Intubation Process
 - 1.3.5. Inhalation Anesthesia
 - 1.3.6. Total Intravenous Anesthesia
 - 1.3.7. Fluid Therapy
- 1.4. Basic Patient Monitoring
 - 1.4.1. Baseline Monitoring
 - 1.4.2. Electrocardiography
 - 1.4.3. Pulse Oximetry
 - 1.4.4. Capnography
 - 1.4.5. Arterial Pressure
 - 1.4.6. Introduction to Advanced Monitoring



- 1.5. Anesthetic Recovery
 - 1.5.1. General Recommendations
 - 1.5.2. Vital Signs Monitoring
 - 1.5.3. Adequate Nutritional Management
 - 1.5.4. Assessment of Post-Surgical Pain
- 1.6. Pain Management in Dentistry
 - 1.6.1. Pain Physiology
 - 1.6.2. Acute and Chronic Pain
 - 1.6.3. Nonsteroidal Anti-Inflammatory Drugs
 - 1.6.4. Opioid Analgesics
 - 1.6.5. Other Analgesics
 - 1.6.6. Pain Assessment
- 1.7. Common Complications in Anaesthesia
 - 1.7.1. Intraoperative Nociception
 - 1.7.2. Bradycardia Vs Tachycardia
 - 1.7.3. Hypothermia Vs Hyperthermia
 - 1.7.4. Hypocapnia Vs Hypercapnia
 - 1.7.5. Hypotension Vs Hypertension
 - 1.7.6. Hypoxia
 - 1.7.7. Common Arrhythmias
 - 1.7.8. Regurgitation and Aspiration
 - 1.7.9. Post-anesthetic Blindness
- 1.8. Locoregional Anesthesia I. Local Anesthetics
 - 1.8.1. Introduction
 - 1.8.2. Management of the Patient Receiving a Nerve Block
 - 1.8.3. Pharmacology of Local Anesthetics
 - 1.8.4. Mechanism of Action of Local Anesthetics
 - 1.8.5. Local Anesthetics
 - 1.8.6. Adjuvants to Local Anesthetics
 - 1.8.7. Treatment of Local Anesthetic Poisoning
 - 1.8.8. Good Practice Guideline for the Management of Local Anesthetics
 - 1.8.9. Effect of Inflammation on Local Anesthetic Efficacy

- 1.9. Locoregional Anesthesia II. Locoregional Blockades
 - 1.9.1. Anatomy Recap
 - 1.9.2. General Recommendations
 - 1.9.3. Contraindications
 - 1.9.4. Jaw Nerve Blockade
 - 1.9.5. Infraorbital Nerve Block
 - 1.9.6. Mandibular Nerve Block
 - 1.9.7. Mentonian Nerve Block
- 1.10. Common Anesthetic Protocols
 - 1.10.1. Anesthetic Protocols in Dogs
 - 1.10.2. Anesthetic Protocols in Cats



A comprehensive teaching program, structured in well-developed teaching units, oriented towards learning that is compatible with your personal and professional life"

05

Methodology

This training provides you with a different way of learning. Our methodology uses a cyclical learning approach: ***Re-learning***.

This teaching system is used in the most prestigious medical schools in the world, and major publications such as the ***New England Journal of Medicine*** have considered it to be one of the most effective.





“

Discover Re-learning, a system that abandons conventional linear learning, to take you through cyclical teaching systems: a way of learning that has proven to be extremely effective, especially in subjects that require memorization"

At TECH we use the Case Method

In a given clinical situation, what would you do? Throughout the program you will be presented with multiple simulated clinical cases based on real patients, where you will have to investigate, establish hypotheses and, finally, resolve the situation. There is abundant scientific evidence on the effectiveness of the method. Specialists learn better, faster, and more sustainably over time.

With TECH you can experience a way of learning that is shaking the foundations of traditional universities around the world.



According to Dr. Gérvas, the clinical case is the annotated presentation of a patient, or group of patients, which becomes a "case", an example or model that illustrates some peculiar clinical component, either because of its teaching potential or because of its uniqueness or rarity. It is essential that the case be based on current professional life, trying to recreate the real conditions in the Veterinarian's Professional Practice.

“

Did you know that this method was developed in 1912 at Harvard for law students? The case method consisted of presenting students with real-life, complex situations for them to make decisions and justify their decisions on how to solve them. In 1924, Harvard adopted it as a standard teaching method”

The effectiveness of the method is justified by four fundamental achievements:

1. Veterinarians who follow this method not only achieve the assimilation of concepts, but also a development of their mental capacity through exercises to evaluate real situations and the application of knowledge.
2. The learning process has a clear focus on practical skills that allow the student to better integrate into the real world.
3. Ideas and concepts are understood more efficiently, given that the example situations are based on real-life.
4. The feeling that the effort invested is effective becomes a very important motivation for veterinarians, which translates into a greater interest in learning and an increase in the time dedicated to working on the course.



Re-Learning Methodology

At TECH we enhance the Harvard case method with the best 100% online teaching methodology available: Re-learning.

Our University is the first in the world to combine the study of clinical cases with a 100% online learning system based on repetition, combining a minimum of 8 different elements in each lesson, which represent a real revolution with respect to simply studying and analyzing cases.



Veterinarians will learn through real cases and by resolving complex situations in simulated learning environments. These simulations are developed using state-of-the-art software to facilitate immersive learning.

At the forefront of world teaching, the Re-learning method has managed to improve the overall satisfaction levels of professionals who complete their studies, with respect to the quality indicators of the best Spanish-speaking online university (Columbia University).

With this methodology we have trained more than 65,000 veterinarians with unprecedented success, in all clinical specialties regardless of the surgical load. All this in a highly demanding environment, where the students have a strong socio-economic profile and an average age of 43.5 years.

Re-learning will allow you to learn with less effort and better performance, involving you more in your training, developing a critical mindset, defending arguments, and contrasting opinions: a direct equation to success.

In our program, learning is not a linear process, but rather a spiral (we learn, unlearn, forget, and re-learn). Therefore, we combine each of these elements concentrically.

The overall score obtained by our learning system is 8.01, according to the highest international standards.



In this program you will have access to the best educational material, prepared with you in mind:



Study Material

All the teaching materials are specifically created for the course by specialists who teach on the course so that the teaching content is highly specific and precise.

This content is then adapted in an audiovisual format that will create our way of working online, with the latest techniques that allow us to offer you high quality in all of the material that we provide you with.



Latest Techniques and Procedures on Video

We bring you closer to the latest Techniques, to the latest Educational Advances, to the forefront of current Veterinary Techniques and Procedures. All this, in first person, with the maximum rigor, explained and detailed for your assimilation and understanding. And best of all, you can watch them as many times as you want.



Interactive Summaries

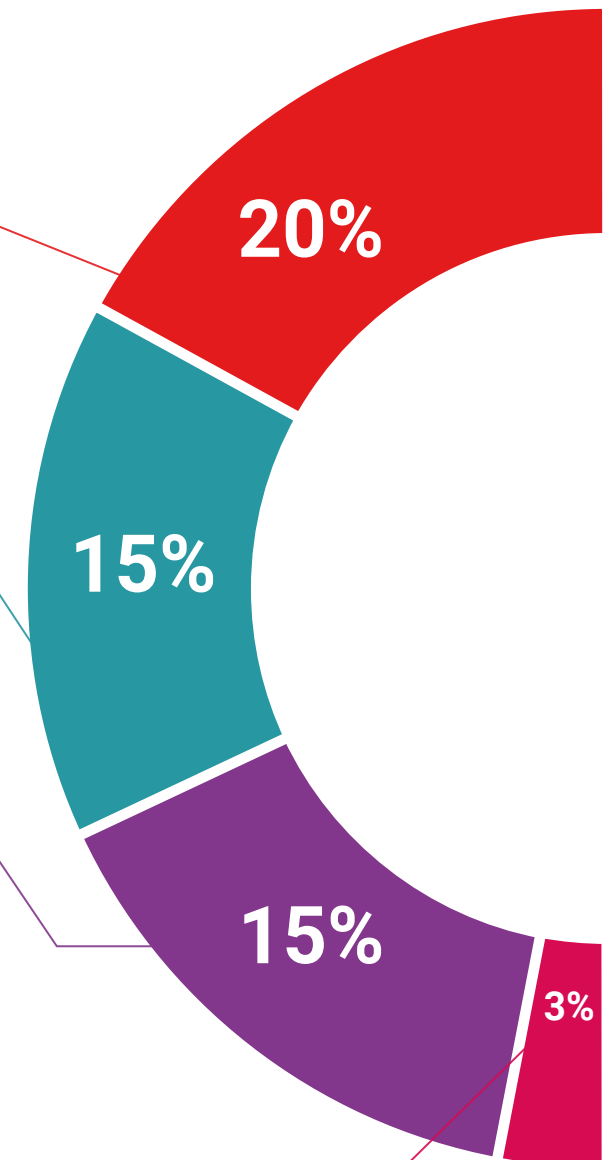
We present the contents attractively and dynamically in multimedia lessons that include audio, videos, images, diagrams, and concept maps in order to reinforce knowledge.

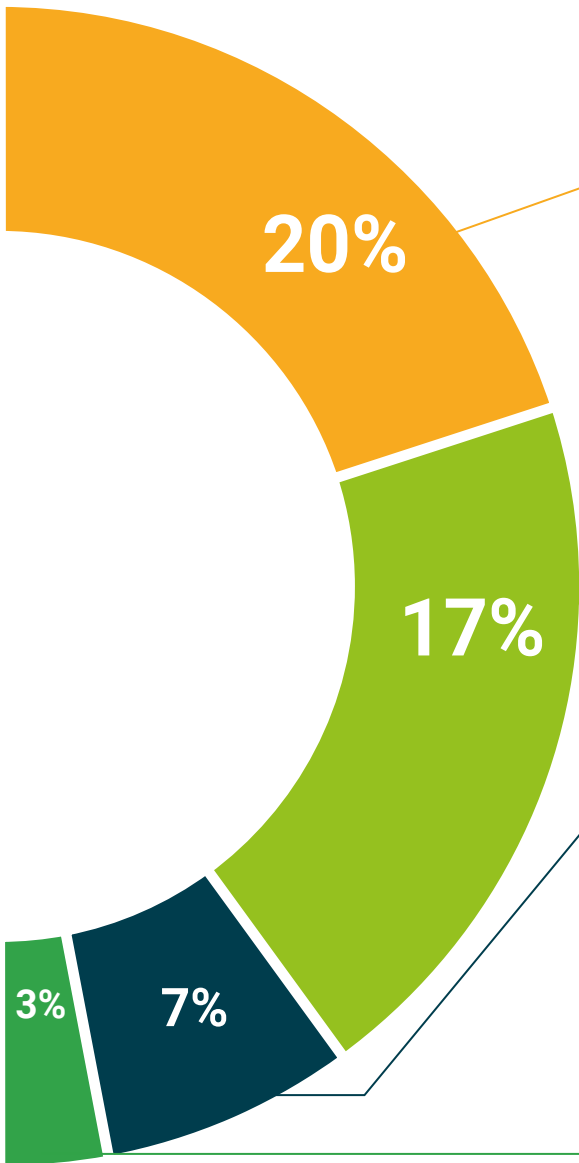
This unique multimedia content presentation training system was awarded by Microsoft as a "European Success Story".



Additional Reading

Recent articles, consensus documents, international guides. in our virtual library you will have access to everything you need to complete your training.





Expert-Led Case Studies and Case Analysis

Effective learning ought to be contextual. Therefore, we will present you with real case developments in which the expert will guide you through focusing on and solving the different situations: a clear and direct way to achieve the highest degree of understanding.



Testing & Re-Testing

We periodically evaluate and re-evaluate your knowledge throughout the program, through assessment and self-assessment activities and exercises: so that you can see how you are achieving your goals.



Classes

There is scientific evidence suggesting that observing third-party experts can be useful.

Learning from an expert strengthens knowledge and memory and generates confidence in our difficult future decisions.



Quick Action Guides

We offer you the most relevant contents of the course in the form of worksheets or quick action guides. A synthetic, practical, and effective way to help you progress in your learning.



06

Certificate

The Postgraduate Certificate in Anesthesia and Analgesia in Veterinary Dentistry guarantees you, in addition to the most rigorous and up-to-date training, access to a Postgraduate Certificate issued by TECH Global University.



“

Include in your training a Postgraduate Certificate in Anesthesia and Analgesia in Veterinary Dentistry: a highly qualified added value for any professional in this area"

This program will allow you to obtain your **Postgraduate Certificate in Anesthesia and Analgesia in Veterinary Dentistry** endorsed by **TECH Global University**, the world's largest online university.

TECH Global University is an official European University publicly recognized by the Government of Andorra ([official bulletin](#)). Andorra is part of the European Higher Education Area (EHEA) since 2003. The EHEA is an initiative promoted by the European Union that aims to organize the international training framework and harmonize the higher education systems of the member countries of this space. The project promotes common values, the implementation of collaborative tools and strengthening its quality assurance mechanisms to enhance collaboration and mobility among students, researchers and academics.

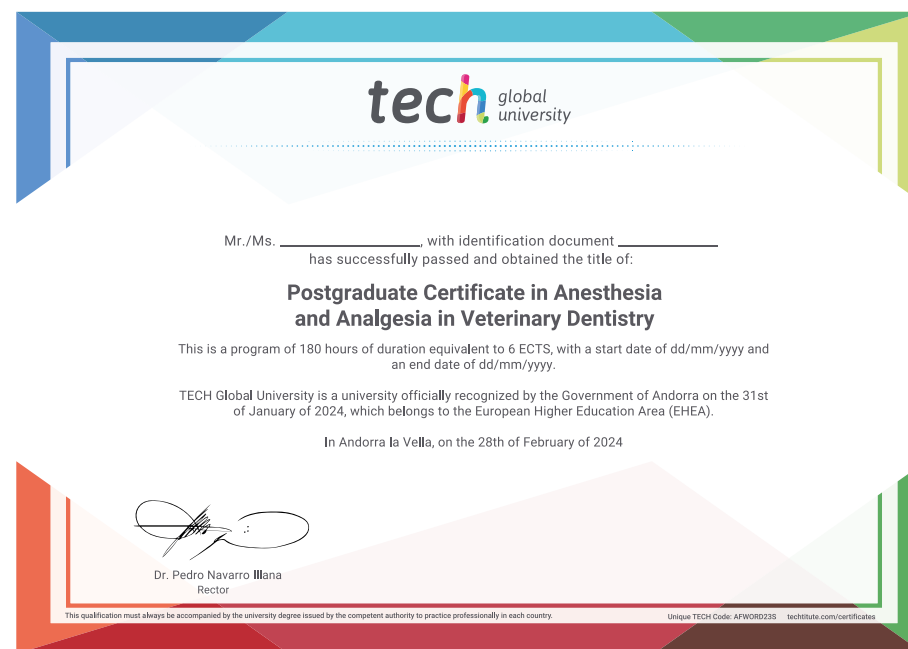
This **TECH Global University** title is a European program of continuing education and professional updating that guarantees the acquisition of competencies in its area of knowledge, providing a high curricular value to the student who completes the program.

Title: **Postgraduate Certificate in Anesthesia and Analgesia in Veterinary Dentistry**

Modality: **online**

Duration: **6 weeks**

Accreditation: **6 ECTS**



*Apostille Convention. In the event that the student wishes to have their paper diploma issued with an apostille, TECH Global University will make the necessary arrangements to obtain it, at an additional cost.

future
health confidence people
education information tutors
guarantee accreditation teaching
institutions technology learning
community commitment
personalized service innovation
knowledge present
development languages
classroom



Postgraduate Certificate Anesthesia and Analgesia in Veterinary Dentistry

- » Modality: online
- » Duration: 6 weeks
- » Certificate: TECH Global University
- » Credits: 6 ECTS
- » Schedule: at your own pace
- » Exams: online

Postgraduate Certificate Anesthesia and Analgesia in Veterinary Dentistry

