

# Postgraduate Certificate Orthopedic Diseases





## Postgraduate Certificate Orthopedic Diseases

- » Modality: online
- » Duration: 6 weeks
- » Certificate: TECH Global University
- » Credits: 6 ECTS
- » Schedule: at your own pace
- » Exams: online

Website: [www.techtute.com/us/veterinary/postgraduate-certificate/orthopedic-diseases](http://www.techtute.com/us/veterinary/postgraduate-certificate/orthopedic-diseases)

# Index

01

Introduction

---

*p. 4*

02

Objectives

---

*p. 8*

03

Course Management

---

*p. 12*

04

Structure and Content

---

*p. 16*

05

Methodology

---

*p. 20*

06

Certificate

---

*p. 28*

# 01

# Introduction

A high number of the consultations that veterinary professionals deal with are related to Orthopedic Diseases. This makes it essential for veterinarians to specialize in this area.





“

*Orthopedic Diseases are one of the main consultations that veterinarians deal with. This makes specialization in this field paramount.”*

The teaching team of this Postgraduate Certificate in Orthopedic Diseases has made a careful selection of the different state-of-the-art techniques for experienced professionals working in the veterinary field.

This course includes 20 of the most important Orthopedic Diseases that affect dogs and cats, as well as specialized theoretical and practical information to reach a correct diagnosis. It develops the most important characteristics of each of these diseases in relation to breed, sex and incidence in the veterinary clinic.

In addition, it reviews the clinical history and discusses the most useful diagnostic methods to interpret the laboratory findings that may be relevant and support the radiographic or MRI examination.

Finally, it analyzes what is observed in histology, as well as all the methods that exist to reach the definitive diagnosis of each of these diseases.

The teachers in this training are university professors with between 10 and 50 years of classroom and hospital experience. They are professors from schools on different continents, with different ways of doing surgery and with world-renowned surgical techniques. This makes this course a unique specialization program, different from any other offered at this moment in the rest of the universities.

As it is an online Postgraduate Certificate, the student is not conditioned by fixed schedules or the need to move to another physical location, but can access the contents at any time of the day, balancing their work or personal life with their academic life.

This **Postgraduate Certificate in Orthopedic Diseases** contains the most complete and up to date educational program on the market. The most important features of the program include:

- ♦ The development of case studies presented by experts in veterinary food safety.
- ♦ The graphic, schematic, and eminently practical contents with which they are created, provide scientific and practical information on the disciplines that are essential for professional practice.
- ♦ News on Orthopedic Diseases
- ♦ Practical exercises where the self-assessment process can be carried out to improve learning
- ♦ Special focus on innovative methodologies in Orthopedic Diseases
- ♦ Theoretical lessons, questions to the expert, debate forums on controversial topics, and individual reflection work.
- ♦ Content that is accessible from any fixed or portable device with an Internet connection.



*This is the perfect opportunity to advance your career and give the best treatment to your patients."*



“

*This Postgraduate Certificate is the best investment you can make in selecting a refresher program to update your knowledge in Orthopedic Diseases.”*

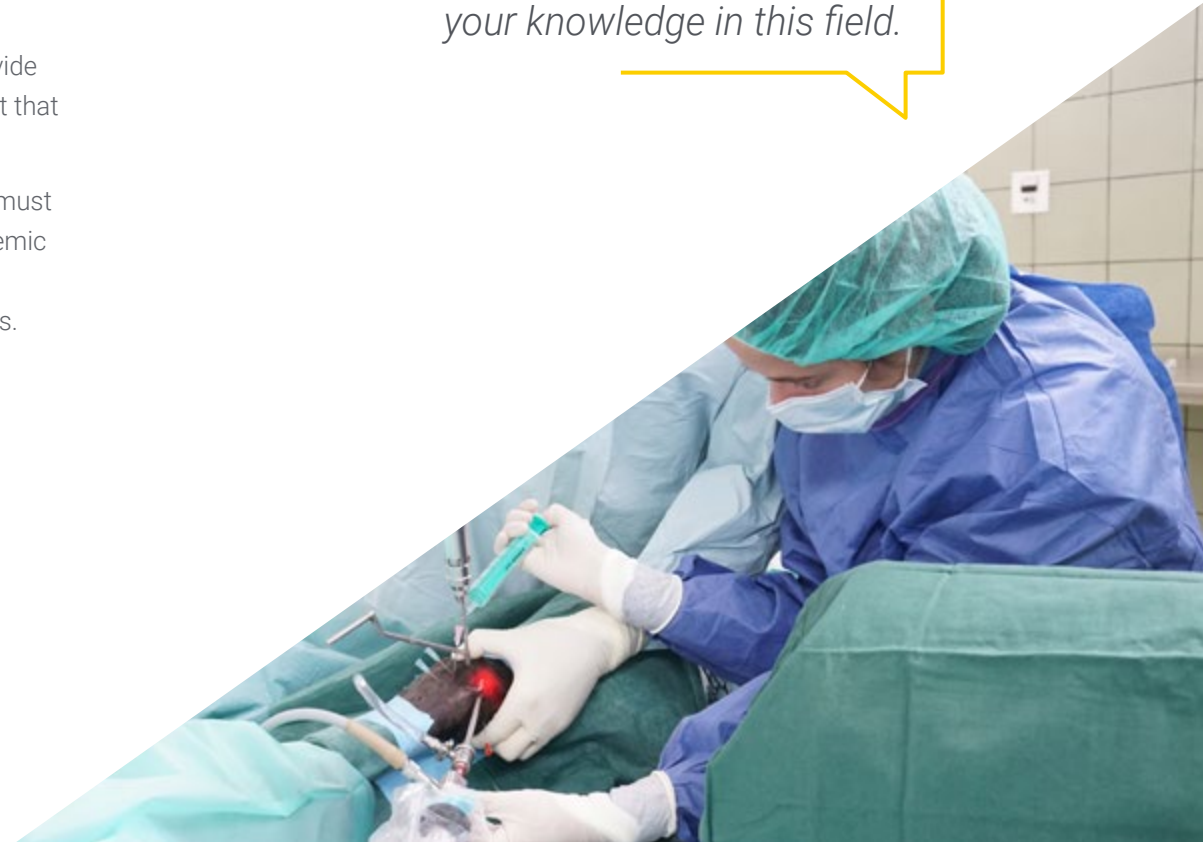
Its teaching staff includes professionals from the veterinary field, who bring the experience of their work to this training, as well as recognised specialists from leading societies and prestigious universities.

The multimedia content, developed with the latest educational technology, will provide the professional with situated and contextual learning, i.e., a simulated environment that will provide immersive training programmed to train in real situations.

This program is designed around Problem Based Learning, whereby the specialist must try to solve the different professional practice situations that arise during the academic year. For this purpose, the professional will be assisted by an innovative interactive video system created by renowned and experienced experts in Orthopedic Diseases.

*We have the best didactic material and the most innovative educational technology, which will allow you a contextual study that will facilitate your learning.*

*This 100% online Postgraduate Certificate will allow you to combine your studies with your professional work while expanding your knowledge in this field.*



02

# Objectives

The Postgraduate Certificate in Orthopedic Diseases is oriented to facilitate the professional's performance with the latest advances in the sector.





“

*This is the best option to learn about the latest advances in Orthopedic Diseases”.*



## General Objectives

---

- Identify the three possible orthopedic conditions in each clinical case
- Identify the definitive orthopaedic disease after ruling out those that do not apply
- Analyse the differences between the two diseases in order to avoid misdiagnosis.
- Examine state-of-the-art diagnostic methods
- Develop specialized knowledge to carry out the best treatment for each of these diseases.



*A path to achieve training and professional growth that will propel you towards a greater level of competitiveness in the employment market".*





## Specific Objectives

---

- ◆ Examine and analyze each of the diseases
- ◆ Carry out a correct evaluation process in order to reach a definitive diagnosis of each of the diseases of each of the diseases mentioned above
- ◆ Improve therapeutic practice in each of these diseases.
- ◆ Assess the best way to prevent these diseases
- ◆ Identify the first symptoms of diseases for early treatment.
- ◆ Methodically analyze the main developmental diseases taking into account differences by age, sex, size, forelimb and hind limb.



# 03

# Course Management

The program includes in its teaching staff experts of reference in Veterinary Traumatology and Orthopedic Surgery who bring to this training the experience of their work. They are world-renowned doctors from different countries with proven theoretical and practical professional experience.





“

*Our teaching team will help you achieve success in your profession”.*



## Director



### Dr. Soutullo Esperón, Ángel

- ♦ Degree in Veterinary Medicine from the Complutense University of Madrid, 1994.
- ♦ Diploma of Advanced Studies in Veterinary Medicine from the Complutense University of Madrid 2010.
- ♦ Member of the Scientific Committee of GEVO and AVEPA 2014
- ♦ Master's Degree in Surgery and Traumatology Complutense University of Madrid, 1996.
- ♦ Professor of Radiology, Surgical Pathology and Surgery at the Alfonso X el Sabio University 2005-2010.
- ♦ Responsible for the surgical section of the 2011 AEVA Master in Small Animal Emergency Medicine.
- ♦ Owner of the veterinary clinic ITECA 1996-2011
- ♦ Head of the Surgical Service of the University Hospital of the Alfonso X el Sabio University 2005-2010
- ♦ Study of the clinical repercussions in corrective osteotomies in tplo (TFG Meskal Ugatz 2018).
- ♦ Study of the Clinical Impact of Corrective Osteotomies in Tplo (TFG Ana Gandia 2020)
- ♦ Studies of Biomaterials and Xenografts for Orthopedic Surgery 2010-2018



## Professors

### **Dr. García Montero, Javier**

- ◆ Member of the Official College of Veterinarians of Ciudad Real. Veterinary Hospital Cruz Verde (Alcazar de San Juan )
- ◆ In Charge of Trauma and Orthopedics, Surgery and Anesthesia. Currently as of March 2019
- ◆ Clínica Veterinaria El Pinar, (Madrid), as veterinarian (2015 -2019)

### **Dr. Guerrero Campuzano, María Luisa**

- ◆ Director, exotic and small animal veterinarian. The Petiberia Veterinary Clinic
- ◆ Zoo Veterinarian
- ◆ Veterinarian - Official College of Veterinarians of Madrid

# 04

# Structure and Content

The structure of the contents has been designed by the best professionals in the field of Veterinary Traumatology and Orthopedic Surgery, with an extensive experience and recognized prestige in the profession, backed by the volume of cases reviewed, studied and diagnosed, and with extensive knowledge of new technologies applied to veterinary medicine.





“

*We have the most complete and up-to-date academic program in the market. We want to achieve excellence and we want you to achieve it too.”*



## Module 1. Orthopedic Diseases

- 1.1. Cranial Cruciate Ligament Rupture.
  - 1.1.1. Definition.
  - 1.1.2. Etiology.
  - 1.1.3. Pathogenesis.
  - 1.1.4. Clinical Signs
  - 1.1.5. Diagnosis.
  - 1.1.6. Therapy
- 1.2. Patellar Dislocation and Legg Perthes Disease.
  - 1.2.1. Definition.
  - 1.2.2. Etiology.
  - 1.2.3. Pathogenesis.
  - 1.2.4. Clinical Signs
  - 1.2.5. Diagnosis.
  - 1.2.6. Therapy
- 1.3. Hip Dysplasia and Traumatic Hip Dislocation.
  - 1.3.1. Definition.
  - 1.3.2. Etiology.
  - 1.3.3. Pathogenesis.
  - 1.3.4. Clinical Signs
  - 1.3.5. Diagnosis.
  - 1.3.6. Therapy
- 1.4. Elbow Dysplasia.
  - 1.4.1. Definition.
  - 1.4.2. Etiology.
  - 1.4.3. Pathogenesis.
  - 1.4.4. Clinical Signs
  - 1.4.5. Diagnosis.
  - 1.4.6. Therapy





- 1.5. Radius Curvature
  - 1.5.1. Definition
  - 1.5.2. Etiology
  - 1.5.3. Pathogenesis.
  - 1.5.4. Clinical Signs
  - 1.5.5. Diagnosis.
  - 1.5.6. Therapy
- 1.6. Wobbler Syndrome
  - 1.6.1. Definition
  - 1.6.2. Etiology
  - 1.6.3. Pathogenesis.
  - 1.6.4. Clinical Signs
  - 1.6.5. Diagnosis.
  - 1.6.6. Therapy
- 1.7. Lumbosacral Instability.
  - 1.7.1. Definition.
  - 1.7.2. Etiology.
  - 1.7.3. Pathogenesis.
  - 1.7.4. Clinical Signs
  - 1.7.5. Diagnosis.
  - 1.7.6. Therapy
- 1.8. Osteomyelitis, Osteoarthritis and Osteosarcoma.
  - 1.8.1. Definition.
  - 1.8.2. Etiology.
  - 1.8.3. Pathogenesis.
  - 1.8.4. Clinical Signs
  - 1.8.5. Diagnosis.
  - 1.8.6. Therapy
- 1.9. Osteochondrosis-Osteochondritis Discordant (Ocd) and Panosteitis.
  - 1.9.1. Definition
  - 1.9.2. Etiology
  - 1.9.3. Pathogenesis.
  - 1.9.4. Clinical Signs
  - 1.9.5. Diagnosis.
  - 1.9.6. Therapy
- 1.10. Scapulohumeral Instability.
  - 1.10.1. Definition.
  - 1.10.2. Etiology.
  - 1.10.3. Pathogenesis.
  - 1.10.4. Clinical Signs
  - 1.10.5. Diagnosis.
  - 1.10.6. Therapy



*This training will allow you to advance in your career in a comfortable way".*

# 05 Methodology

This training provides you with a different way of learning. Our methodology uses a cyclical learning approach: ***Re-learning***.

This teaching system is used in the most prestigious medical schools in the world, and major publications such as the ***New England Journal of Medicine*** have considered it to be one of the most effective.



“

*Discover Re-learning, a system that abandons conventional linear learning, to take you through cyclical teaching systems: a way of learning that has proven to be extremely effective, especially in subjects that require memorization".*

## At TECH we use the Case Method

In a given clinical situation, what would you do? Throughout the program you will be presented with multiple simulated clinical cases based on real patients, where you will have to investigate, establish hypotheses and, finally, resolve the situation. There is an abundance of scientific evidence on the effectiveness of the method. Specialists learn better, faster, and more sustainably over time.

*With TECH you can experience a way of learning that is shaking the foundations of traditional universities around the world.*



According to Dr. Gervas, the clinical case is the annotated presentation of a patient, or group of patients, which becomes a "case", an example or model that illustrates some peculiar clinical component, either because of its teaching potential or because of its uniqueness or rarity. It is essential that the case be based on current professional life, trying to recreate the real conditions in the Veterinarian's Professional Practice.



“

*Did you know that this method was developed in 1912 at Harvard for law students? The case method consisted of presenting students with real-life, complex situations for them to make decisions and justify their decisions on how to solve them. In 1924, Harvard adopted it as a standard teaching method.*

The effectiveness of the method is justified by four fundamental achievements:

1. Veterinarians who follow this method not only achieve the assimilation of concepts, but also a development of their mental capacity through exercises to evaluate real situations and the application of knowledge.
2. The learning process has a clear focus on practical skills that allow the student to better integrate into the real world.
3. Ideas and concepts are understood more efficiently, given that the example situations are based on real-life.
4. The feeling that the effort invested is effective becomes a very important motivation for veterinarians, which translates into a greater interest in learning and an increase in the time dedicated to working on the course.





## Re-learning Methodology

At TECH we enhance the Harvard case method with the best 100% online teaching methodology available: Re-learning.

Our University is the first in the world to combine the study of clinical cases with a 100% online learning system based on repetition, combining a minimum of 8 different elements in each lesson, which represent a real revolution with respect to simply studying and analyzing cases.



*Veterinarians will learn through real cases and by resolving complex situations in simulated learning environments. These simulations are developed using state-of-the-art software to facilitate immersive learning.*

At the forefront of world teaching, the Re-learning method has managed to improve the overall satisfaction levels of professionals who complete their studies, with respect to the quality indicators of the best Spanish-speaking online university (Columbia University).

With this methodology we have trained more than 65,000 veterinarians with unprecedented success, in all clinical specialties regardless of the surgical load. All this in a highly demanding environment, where the students have a strong socio-economic profile and an average age of 43.5 years.

*Re-learning will allow you to learn with less effort and better performance, involving you more in your training, developing a critical mindset, defending arguments, and contrasting opinions: a direct equation to success.*

In our program, learning is not a linear process, but rather a spiral (we learn, unlearn, forget, and re-learn). Therefore, we combine each of these elements concentrically.

The overall score obtained by our learning system is 8.01, according to the highest international standards.



In this program you will have access to the best educational material, prepared with you in mind:



### Study Material

All teaching material is produced by the specialists who teach the course, specifically for the course, so that the teaching content is really specific and precise.

This content is then adapted in an audiovisual format that will create our way of working online, with the latest techniques that allow us to offer you high quality in all of the material that we provide you with.



### Latest Techniques and Procedures on Video

We bring you closer to the latest Techniques, to the latest Educational Advances, to the forefront of current Veterinary Techniques and Procedures. All this, in first person, with the maximum rigor, explained and detailed for your assimilation and understanding. And best of all, you can watch them as many times as you want.



### Interactive Summaries

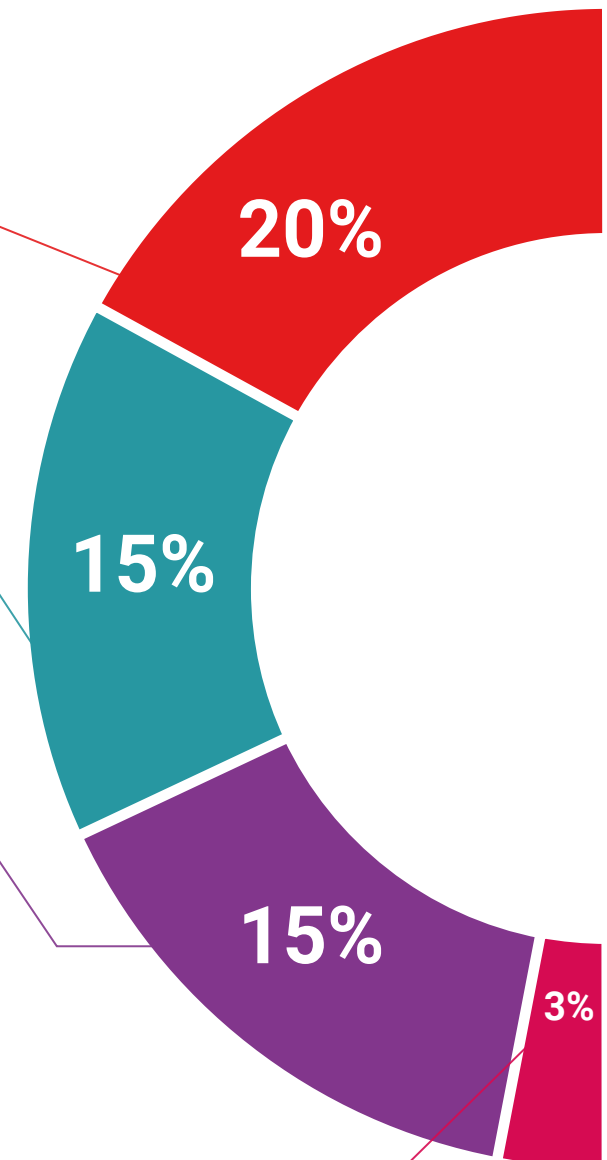
We present the contents attractively and dynamically in multimedia lessons that include audio, videos, images, diagrams, and concept maps in order to reinforce knowledge.

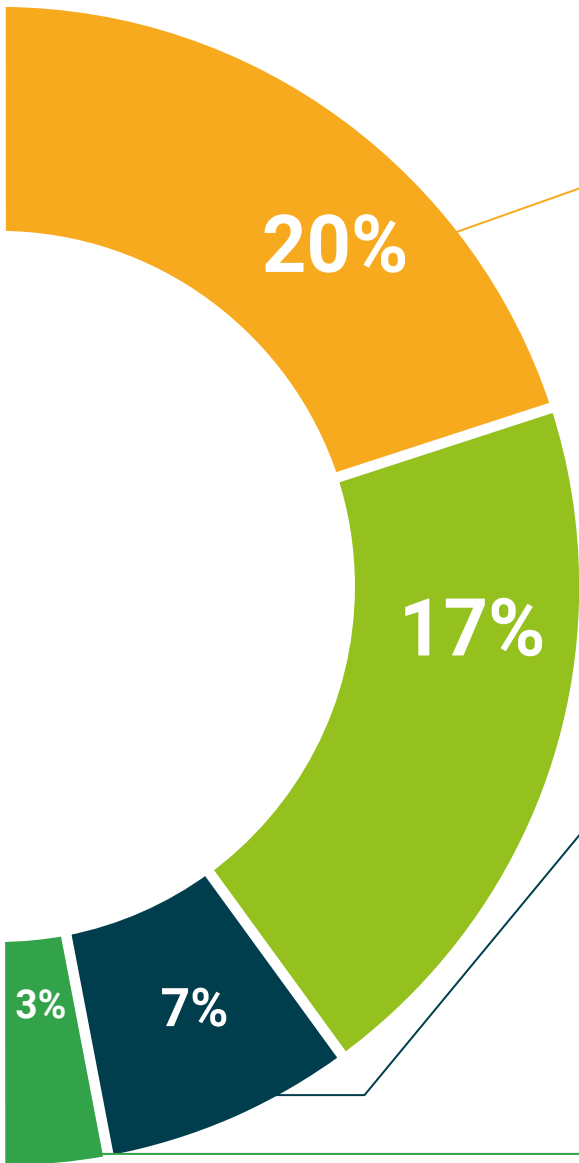
This unique multimedia content presentation training system was awarded by Microsoft as a "European Success Story".



### Additional Reading

Recent articles, consensus documents, international guides, in our virtual library you will have access to everything you need to complete your training.





**Expert-led case studies and case analysis**

Effective learning ought to be contextual. Therefore, we will present you with real case developments in which the expert will guide you through the development of attention and the resolution of different situations: a clear and direct way to achieve the highest degree of understanding.



**Testing & Retesting**

We periodically evaluate and re-evaluate your knowledge throughout the program, through assessment and self-assessment activities and exercises: so that you can see how you are achieving your goals.



**Classes**

There is scientific evidence suggesting that observing third-party experts can be useful.  
Learning from an expert strengthens knowledge and memory, and generates confidence in our difficult future decisions.



**Quick Action Guides**

We offer you the most relevant contents of the course in the form of worksheets or quick action guides. A synthetic, practical, and effective way to help you progress in your learning.





# 06 Certificate

The **University Course in Orthopedic Diseases** guarantees you, in addition to the most rigorous and up to date training, access to a degree issued by the first educational institution, the **TECH Global University**.





“

*Successfully complete this training and receive your university degree without travel or laborious paperwork”.*

This program will allow you to obtain your **Postgraduate Certificate in Orthopedic Diseases** endorsed by **TECH Global University**, the world's largest online university.

**TECH Global University** is an official European University publicly recognized by the Government of Andorra ([official bulletin](#)). Andorra is part of the European Higher Education Area (EHEA) since 2003. The EHEA is an initiative promoted by the European Union that aims to organize the international training framework and harmonize the higher education systems of the member countries of this space. The project promotes common values, the implementation of collaborative tools and strengthening its quality assurance mechanisms to enhance collaboration and mobility among students, researchers and academics.

This **TECH Global University** title is a European program of continuing education and professional updating that guarantees the acquisition of competencies in its area of knowledge, providing a high curricular value to the student who completes the program.

Title: **Postgraduate Certificate in Orthopedic Diseases**

Modality: **online**

Duration: **6 weeks**

Accreditation: **6 ECTS**



future  
health confidence people  
education information tutors  
guarantee accreditation teaching  
institutions technology learning  
community commitment  
personalized service innovation  
knowledge present quality  
development language  
classroom



## Postgraduate Certificate Orthopedic Diseases

- » Modality: online
- » Duration: 6 weeks
- » Certificate: TECH Global University
- » Credits: 6 ECTS
- » Schedule: at your own pace
- » Exams: online



# Postgraduate Certificate Orthopedic Diseases