

Postgraduate Certificate

Ophthalmologic Examination
and Complementary Tests
in Small Animals





Postgraduate Certificate Ophthalmologic Examination and Complementary Tests in Small Animals

- » Modality: Online
- » Duration: 6 weeks
- » Certificate: TECH Global University
- » Credits: 6 ECTS
- » Schedule: at your own pace
- » Exams: online

Website: www.techtute.com/us/veterinary-medicine/postgraduate-certificate/ophthalmologic-examination-complementary-tests-small-animals

Index

01

Introduction

p. 4

02

Objectives

p. 8

03

Course Management

p. 12

04

Structure and Content

p. 16

05

Methodology

p. 20

06

Certificate

p. 28

01

Introduction

The basis for obtaining good medical and surgical results is a good examination protocol. Anatomical knowledge is essential for the interpretation of diagnostic tests. These two premises are the basis for the development of this high-level program, which aims to develop the capacity of its students to provide an adequate response to ophthalmologic conditions in small animal clinics. With the safety and quality of TECH.





“

Acquire the ability to perform an ophthalmologic examination that provides the precise and accurate data required for pathology care in this field"

The Postgraduate Certificate in Ophthalmologic Examination and Complementary Tests in Small Animals develops specialized knowledge about the different diagnostic methods and their indications, including study of the essential instruments required for a complete ophthalmologic examination.

Students will be instructed on how to perform a complete ophthalmologic examination starting with the anamnesis, the patient's clinical history and the different procedures that can be used to reach a correct diagnosis, through the use of the different procedures, tests and the most important devices that facilitate an accurate diagnosis.

In the last section of this comprehensive Postgraduate Certificate program, the most advanced complementary tests in the market and their applications will be learned, thereby creating a compendium of knowledge that will serve as a tool for veterinary professionals in the field of ophthalmology.

This **Postgraduate Certificate in Ophthalmologic Examination and Complementary Tests in Small Animals** contains the most complete and up-to-date scientific program on the market. Its most important features include:

- ♦ Case studies presented and developed by experts in Veterinary Ophthalmology
- ♦ Graphic, schematic, and practical contents created to provide scientific and practical information on the disciplines that are essential for professional practice
- ♦ Practical exercises where the self-assessment process can be carried out to improve learning
- ♦ Its special emphasis on innovative methodologies
- ♦ Theoretical lessons, questions to the expert, debate forums on controversial topics, and individual reflection assignments
- ♦ Content that is accessible from any fixed or portable device with an Internet connection



The learning and enhancement of specific and advanced diagnostic protocols will allow students to approach ophthalmologic conditions safely and efficiently"

“

You will be able to provide a differential approach to ocular pathologies in small animals based on the most advanced knowledge”

The program’s teaching staff includes professionals from the sector who contribute their work experience to this training program, as well as renowned specialists from leading societies and prestigious universities.

The multimedia content, developed with the latest educational technology, will provide the professional with situated and contextual learning, i.e., a simulated environment that will provide immersion training programmed to train in real situations.

This program is designed around Problem-Based Learning, whereby the professional must try to solve the different professional practice situations that arise throughout the program. For this purpose, the student will be assisted by an innovative interactive video system created by renowned and experienced experts.

With the efficiency of a study system created for online teaching, this Postgraduate Certificate is the best option to boost your professional growth.

Studies that will offer you the knowledge from a unique and highly effective perspective.



02 Objectives

This Postgraduate Certificate will provide veterinarians with specialized knowledge on veterinary ophthalmology, for which TECH has designed the most complete and up-to-date academic program in the market. After completing the 180 hours of study included in the program, professionals will be able to practice in this exciting field with total success and from a perspective based on maximum scientific rigor, the greatest relevance and the latest advances.





“

TECH offers you an intensive and comprehensive growth program that will put your skills at the forefront of ophthalmology intervention"



General Objectives

- Identify surgical equipment and devices used in Ophthalmological Surgery
- Develop an orderly scanning protocol
- Analyze common examining techniques to obtain more information
- Examine new technologies and their indications, to complete an ophthalmologic examination



The latest techniques and processes in small animal Ophthalmology in an exceptional Postgraduate Certificate"





Specific Objectives

- ♦ Optimize data collection from the patient's anamnesis, as well as from the basic examination tests
- ♦ Demonstrate uses of and information related to slit lamp
- ♦ Evaluate the advantages and disadvantages of direct and indirect ophthalmoscopy
- ♦ Establish a basis for the correct use of Tonometry and Gonioscopy
- ♦ Analyze the different possibilities for anterior and posterior segment imaging for objective follow-up of patient lesions
- ♦ Determine basis for diagnostic imaging
- ♦ Review drugs used during specific examination procedures

03

Course Management

TECH provides you with professionals in veterinary ophthalmology and online teaching so that you can acquire solid knowledge in this specialty. For this reason, this Postgraduate Certificate has a highly qualified team with extensive experience in the sector, which will offer the best possible resources for students in the development of their skills during the course. This way, veterinarians will have all that is required to specialize at an international level in a booming sector that will catapult them to professional success.





“

Study with professionals of recognized trajectory and take advantage of their close and experienced vision of the reality of this sector"

International Guest Director

Dr. Caryn Plummer is a true international reference in the field of Veterinary Medicine. Her research interests include corneal wound healing, glaucoma and other aspects of clinical ophthalmology in animals. She has also developed different models of diseases that afflict the eyesight of pets.

The lectures of this expert are widely recognized and expected in the academic framework, developing many of these in the United States, the University of Copenhagen and other parts of the world. She is also a member of the School of Veterinary Medicine at the University of Florida.

Other lines in which this expert has completed her professional development are Pharmacology and the use of medical devices through administration and ocular penetration. In the same way, she has deepened her knowledge in Equine Corneal Disease, Primary Open Angle Glaucoma in the Dog and other immune-mediated pathologies. In turn, Plummer has ventured into the application of new surgical techniques for the healing of corneal wounds, facial reconstruction of animal eyelids and the prolapse of nictitating glands. On these topics he has published a large number of articles in leading journals such as Veterinary ophthalmology and American journal of veterinary research.

Dr. Plummer's professional development has also been intensive and regular. Her specialization in Veterinary Ophthalmology was developed at the University of Florida. She also completed her advanced education in Small Animal Medicine and Surgery at Michigan State University.

On the other hand, this scientist has received several awards, among them the Clinical Researcher of the Year Award, granted by the Florida Veterinary Medical Association. She is also the author of Gelatt's classic textbook Veterinary Ophthalmology and an associate editor.



Dr. Plummer, Caryn

- Research Fellow in Veterinary Ophthalmology at the University of Florida
- Veterinary Ophthalmologist specialized in Glaucoma and Corneal Disease in Small Animals.
- Founder and Secretary/Treasurer of the International Consortium for Equine Ophthalmology
- Treasurer of the Consortium for Animal Vision Foundation
- Author of the classic Gelatt textbook Veterinary Ophthalmology
- Diplomate of the American College of Veterinary Ophthalmology
- Residency in Comparative Ophthalmology at the University of Florida
- Practical Instruction in Veterinary Medicine at the University of Michigan
- BA degree from Yale University
- Member of the Florida Veterinary Medical Association



Thanks to TECH, you will be able to learn with the best professionals in the world"

Management



Dr. Fernández Más, Uxue

- ♦ Veterinary Ophthalmology in the IVO
- ♦ Responsable for Ophtalmology at Vidavet
- ♦ Bachelor's Degree in Veterinary from the University of Zaragoza
- ♦ Postgraduate in Ophthalmology Veterinary Medicine, Autonomous University of Barcelona
- ♦ Lecturer in Introductory Courses in Veterinary Ophthalmology for the Vidavet group
- ♦ Member of SEOVET and AVEPA Ophthalmology group
- ♦ Presentations at SEOVET, ECVO and GTA of AVEPA Congresses
- ♦ Junior Resident at Oftalvet Mexico



Professors

Chicano Marín, Francisco José

- ◆ Collaboration with the R&D department of Alcon Laboratories in El Masnou.
- ◆ Collaborations at the Harlan Laboratories' experimental center
- ◆ Bachelor's Degree in Veterinary Medicine from the University of Zaragoza
- ◆ Postgraduate in Veterinary Medicine Ophthalmology, Autonomous University of Barcelona
- ◆ Certified by AVEPA as a specialist in Veterinary Ophthalmology
- ◆ Member of SEOVET

Dr. Martínez Gassent, María

- ◆ Clinical Ophthalmology Service Anicura Ars Veterinaria, Barcelona, Spain
- ◆ Specialty Internship at the Ophthalmology Service Ars Veterinaria, Barcelona
- ◆ Self-employed, creator and general veterinarian at Itinerant Veterinarian Clinic Nomavet, Valencia.
- ◆ Collaborator Professor of Pharmacology at the CEU Cardenal Herrera University
- ◆ Bachelor's Degree in Veterinary Medicine, CEU Cardenal Herrera University, Valencia
- ◆ Postgraduate Diploma in Small Animal Surgery and Anaesthesia by the Autonomous University of Barcelona
- ◆ Postgraduate Diploma in Small Animal Surgery and Ocular Pathology by the Autonomous University of Barcelona
- ◆ Basic Science Course in Veterinary Ophthalmology at the University of North Carolina

04

Structure and Content

The most comprehensive and innovative compendium on the academic market has been designed for this Postgraduate Certificate. After enrolling in this program, students will be provided with multimedia materials and will gain a practical and theoretical insight that will help them learn everything they need to become successful veterinary ophthalmologists. A unique academic opportunity based on the best teaching methodology that will elevate professionals to the top of their careers.





“

A learning pathway of maximum interest for veterinarians who wish to enhance their care and professional competitiveness”

Module 1. Ophthalmologic Examination and Complementary Tests

- 1.1. Ophthalmologic Examination
 - 1.1.1. Remote Ophthalmological Exploration
 - 1.1.2. Medical History
 - 1.1.3. Clamping Methods
 - 1.1.4. Basic Instruments for Ophthalmological Examination
- 1.2. Direct and Indirect Ophthalmoscopy
 - 1.2.1. Direct Examination
 - 1.2.1.1. Palpebral Reflex
 - 1.2.1.2. Threat Response
 - 1.2.1.3. Glare Reflex
 - 1.2.1.4. Pupillomotor Reflex
 - 1.2.1.5. Corneal Reflex
 - 1.2.2. Biomicroscopy
 - 1.2.3. Direct Ophthalmoscopy
 - 1.2.4. Indirect Ophthalmoscopy
 - 1.2.4.1. Monocular Indirect Ophthalmoscopy
- 1.3. Ophthalmic Exploration Tests
 - 1.3.1. Schirmer Test
 - 1.3.2. Fluorescein Test
 - 1.3.2.1. Fluorescein Test
 - 1.3.2.2. Break Up Time (BUT)
 - 1.3.2.3. Test for Jones
 - 1.3.2.4. Test for Seidel
 - 1.3.3. Rose of Bengal
 - 1.3.4. Lysamine Green
- 1.4. Tonometry
 - 1.4.1. Indentation Tonometry
 - 1.4.2. Applanation Tonometry
 - 1.4.3. Rebound Tonometry
- 1.5. Gonioscopy
 - 1.5.1. Direct Gonioscopy
 - 1.5.2. Indirect Gonioscopy





- 1.6. Cytology and Biopsies
 - 1.6.1. Cytology Sampling
 - 1.6.1.1. Conjunctival Cytology
 - 1.6.1.2. Corneal Cytology
 - 1.6.1.3. Aqueous Humor Cytology
 - 1.6.1.4. Urine Cytology
 - 1.6.2. Biopsy Sampling
- 1.7. Ocular Ultrasound
 - 1.7.1. Anterior Segment Ultrasound
 - 1.7.2. Posterior Segment Ultrasound
 - 1.7.3. Orbit Ultrasound
- 1.8. Optical Coherence Tomography (OCT)
 - 1.8.1. Corneal OCT
 - 1.8.2. Iridocorneal Angle
 - 1.8.3. Retinal OCT
- 1.9. Electroretinography
 - 1.9.1. Electroretinography (ERG)
 - 1.9.2. Electroretinography Technique
 - 1.9.3. Erg Applications
- 1.10. Other Diagnostic Imaging
 - 1.10.1. MRI and CT
 - 1.10.2. Fluorescein Angiography
 - 1.10.3. Pachymetry
 - 1.10.4. Meibography

05 Methodology

This academic program offers students a different way of learning. Our methodology uses a cyclical learning approach: **Relearning**.

This teaching system is used, for example, in the most prestigious medical schools in the world, and major publications such as the **New England Journal of Medicine** have considered it to be one of the most effective.





“

Discover Relearning, a system that abandons conventional linear learning, to take you through cyclical teaching systems: a way of learning that has proven to be extremely effective, especially in subjects that require memorization"

At TECH we use the Case Method

What should a professional do in a given situation? Throughout the program you will be presented with multiple simulated clinical cases based on real patients, where you will have to investigate, establish hypotheses and, finally, resolve the situation. There is an abundance of scientific evidence on the effectiveness of the method. Specialists learn better, faster, and more sustainably over time.

With TECH you will experience a way of learning that is shaking the foundations of traditional universities around the world.



According to Dr. Gérvas, the clinical case is the annotated presentation of a patient, or group of patients, which becomes a "case", an example or model that illustrates some peculiar clinical component, either because of its teaching power or because of its uniqueness or rarity. It is essential that the case is based on current professional life, in an attempt to recreate the actual conditions in a veterinarian's professional practice.

“

Did you know that this method was developed in 1912, at Harvard, for law students? The case method consisted of presenting students with real-life, complex situations for them to make decisions and justify their decisions on how to solve them. In 1924, Harvard adopted it as a standard teaching method”

The effectiveness of the method is justified by four fundamental achievements:

1. Veterinarians who follow this method not only manage to assimilate concepts, but also develop their mental capacity through exercises to evaluate real situations and knowledge application
2. Learning is solidly translated into practical skills that allow the student to better integrate into the real world.
3. Ideas and concepts are understood more efficiently, given that the example situations are based on real-life.
4. The feeling that the effort invested is effective becomes a very important motivation for veterinarians, which translates into a greater interest in learning and an increase in the time dedicated to working on the course.



Relearning Methodology

At TECH we enhance the case method with the best 100% online teaching methodology available: Relearning.

This university is the first in the world to combine the study of clinical cases with a 100% online learning system based on repetition, combining a minimum of 8 different elements in each lesson, a real revolution with respect to the mere study and analysis of cases.



Veterinarians will learn through real cases and by resolving complex situations in simulated learning environments. These simulations are developed using state-of-the-art software to facilitate immersive learning.

At the forefront of world teaching, the Relearning method has managed to improve the overall satisfaction levels of professionals who complete their studies, with respect to the quality indicators of the best online university (Columbia University).

With this methodology more than 65,000 veterinarians have been trained with unprecedented success in all clinical specialties, regardless of the surgical load. Our teaching method is developed in a highly demanding environment, where the students have a high socio-economic profile and an average age of 43.5 years.


Relearning will allow you to learn with less effort and better performance, involving you more in your training, developing a critical mindset, defending arguments, and contrasting opinions: a direct equation for success.

In our program, learning is not a linear process, but rather a spiral (learn, unlearn, forget, and re-learn). Therefore, we combine each of these elements concentrically.

The overall score obtained by TECH's learning system is 8.01, according to the highest international standards.



This program offers the best educational material, prepared with professionals in mind:



Study Material

All teaching material is produced by the specialists who teach the course, specifically for the course, so that the teaching content is highly specific and precise.

These contents are then applied to the audiovisual format, to create the TECH online working method. All this, with the latest techniques that offer high quality pieces in each and every one of the materials that are made available to the student.



Latest Techniques and Procedures on Video

TECH introduces students to the latest techniques, the latest educational advances and to the forefront of current and procedures of veterinary techniques. All of this in direct contact with students and explained in detail so as to aid their assimilation and understanding. And best of all, you can watch the videos as many times as you like.



Interactive Summaries

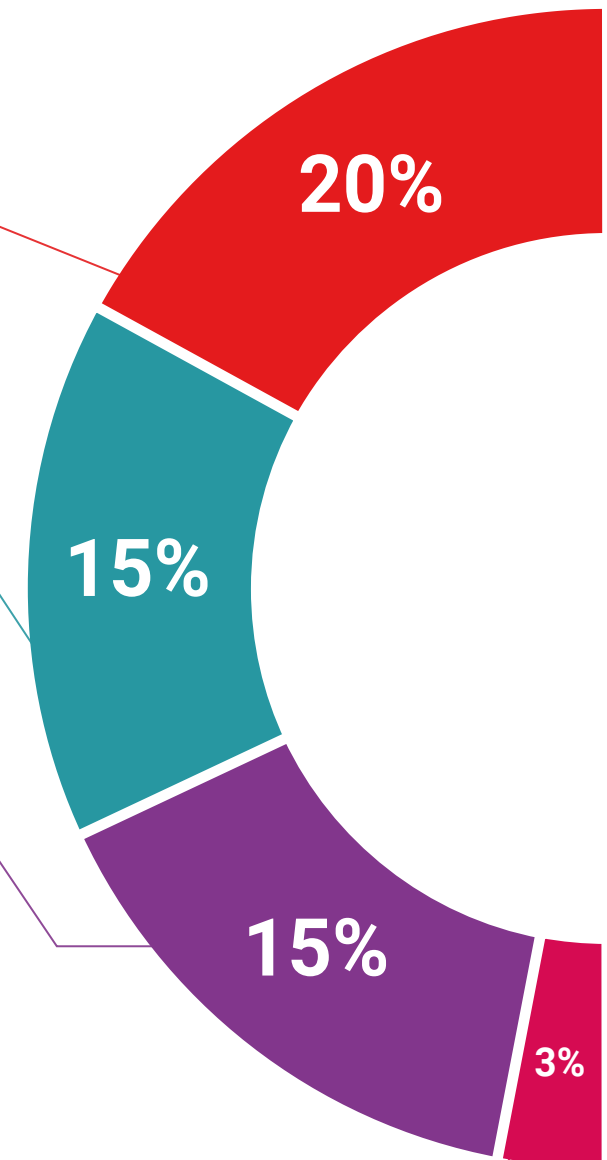
The TECH team presents the contents attractively and dynamically in multimedia lessons that include audio, videos, images, diagrams, and concept maps in order to reinforce knowledge.

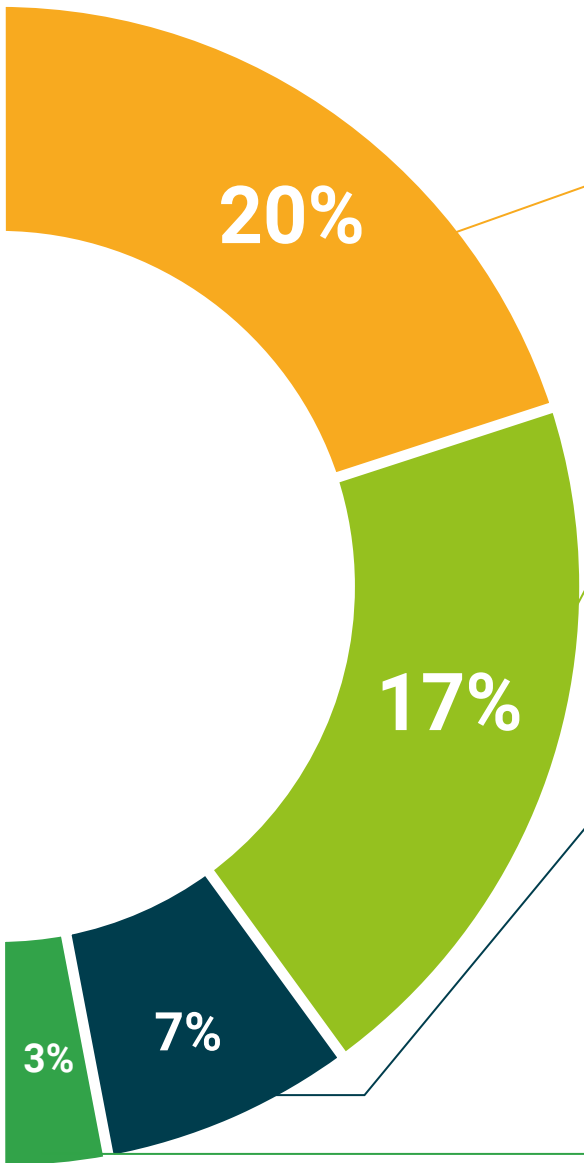
This exclusive educational system for presenting multimedia content was awarded by Microsoft as a "European Success Story".



Additional Reading

Recent articles, consensus documents and international guidelines, among others. In TECH's virtual library, students will have access to everything they need to complete their course.





Expert-Led Case Studies and Case Analysis

Effective learning ought to be contextual. Therefore, TECH presents real cases in which the expert will guide students, focusing on and solving the different situations: a clear and direct way to achieve the highest degree of understanding.



Testing & Retesting

We periodically evaluate and re-evaluate students' knowledge throughout the program, through assessment and self-assessment activities and exercises, so that they can see how they are achieving their goals.



Classes

There is scientific evidence suggesting that observing third-party experts can be useful.
Learning from an Expert strengthens knowledge and memory, and generates confidence in future difficult decisions.



Quick Action Guides

TECH offers the most relevant contents of the course in the form of worksheets or quick action guides. A synthetic, practical, and effective way to help students progress in their learning.



06

Certificate

The Postgraduate Diploma in Cardiorespiratory, Oncological and Neurological Pathologies in Small Animals guarantees students, in addition to the most rigorous and up-to-date education, access to a Postgraduate Diploma issued by TECH Global University.



“

Successfully complete this program and receive your university qualification without having to travel or fill out laborious paperwork”

This program will allow you to obtain your **Postgraduate Certificate in Ophthalmologic Examination and Complementary Tests in Small Animals** endorsed by **TECH Global University**, the world's largest online university.

TECH Global University is an official European University publicly recognized by the Government of Andorra ([official bulletin](#)). Andorra is part of the European Higher Education Area (EHEA) since 2003. The EHEA is an initiative promoted by the European Union that aims to organize the international training framework and harmonize the higher education systems of the member countries of this space. The project promotes common values, the implementation of collaborative tools and strengthening its quality assurance mechanisms to enhance collaboration and mobility among students, researchers and academics.

This **TECH Global University** title is a European program of continuing education and professional updating that guarantees the acquisition of competencies in its area of knowledge, providing a high curricular value to the student who completes the program.

Title: **Postgraduate Certificate in Ophthalmologic Examination and Complementary Tests in Small Animals**

Modality: **online**

Duration: **6 weeks**

Accreditation: **6 ECTS**



*Apostille Convention. In the event that the student wishes to have their paper diploma issued with an apostille, TECH Global University will make the necessary arrangements to obtain it, at an additional cost.

future
health confidence people
education information tutors
guarantee accreditation teaching
institutions technology learning
community commitment
personalized service innovation
knowledge present
online training
development languages
classroom



Postgraduate Certificate
Ophthalmologic Examination
and Complementary Tests
in Small Animals

- » Modality: Online
- » Duration: 6 weeks
- » Certificate: TECH Global University
- » Credits: 6 ECTS
- » Schedule: at your own pace
- » Exams: online

Postgraduate Certificate

Ophthalmologic Examination and Complementary Tests in Small Animals

