

# Postgraduate Certificate Hospitalization and Critical Care in the Feline Patient





## Postgraduate Certificate Hospitalization and Critical Care in the Feline Patient

- » Modality: online
- » Duration: 6 weeks
- » Certificate: TECH Technological University
- » Dedication: 16h/week
- » Schedule: at your own pace
- » Exams: online

Website: [www.techtitute.com/in/veterinary-medicine/postgraduate-certificate/hospitalization-critical-care-feline-patient](http://www.techtitute.com/in/veterinary-medicine/postgraduate-certificate/hospitalization-critical-care-feline-patient)

# Index

01

Introduction

---

*p. 4*

02

Objectives

---

*p. 8*

03

Course Management

---

*p. 12*

04

Structure and Content

---

*p. 18*

05

Methodology

---

*p. 22*

06

Certificate

---

*p. 30*

# 01

# Introduction

The management of hospitalized cats is a challenge for the clinical veterinarian, not only due to the differences at the physiological level, which require a deep knowledge of the species, but also due to the presence of specific pathologies and fundamentally of the ethological and environmental enrichment requirements that are necessary for a favorable evolution of the patient. This is even more so in the case of critically ill patients requiring admission to the Veterinary ICU. This Postgraduate Certificate emphasizes this subject with the most modern and recent scientific postulates, provided by the most prestigious professionals in the care and hospitalization of feline patients.







“

*You will update your fluid therapy protocols based on the underlying pathology”*

This Postgraduate Certificate is aimed at the clinical veterinarian with previous experience in Feline Medicine. Specialized knowledge is developed that allows a much more effective approach to complicated feline cases, knowing which tests can provide the maximum information and opening the doors to new therapeutic options.

The program provides tools to maintain effective practice in the daily practice of your feline patients, both hospitalized and ICU cats, by focusing in depth on each area and on new diagnostic and therapeutic trends.

For this reason, in this course the most common emergency presentations and their management will be studied in depth, so that the veterinarian will be able to establish emergency and intensive care protocols in their center. The specialist will analyze the importance of nutrition in the hospitalized patient, as well as the basic parameters to evaluate a critical patient.

As this is an online program, the veterinarian is not conditioned by fixed schedules or the need to move to another physical location, but can access the contents at any time of the day, balancing their work or personal life

This **Postgraduate Certificate in Hospitalization and Critical Care in the Feline Patient** contains the most complete and up-to-date scientific program on the market. The most important features include:

- ◆ The development of case studies presented by experts in Feline Medicine and Clinic
- ◆ The graphic, schematic, and practical contents with which they are created, provide scientific and practical information on the disciplines that are essential for professional practice
- ◆ Practical exercises where self-assessment can be used to improve learning
- ◆ Its special emphasis on innovative methodologies
- ◆ Theoretical lessons, questions to the expert, debate forums on controversial topics, and individual reflection assignments
- ◆ Content that is accessible from any fixed or portable device with an Internet connection



*Thanks to this intensive Postgraduate Certificate you will learn how to properly stabilize feline patients and the most effective procedure in Veterinary ICU"*

“

*You will have access to a library of high-quality multimedia content, with supplemental readings, real clinical cases and detailed videos for each topic”*

*Safely perform blood transfusion on cats with this high-level program.*

*Distribute the course content according to the pace of your choice. You will have the flexibility to combine this program with your professional and personal activities.*

The program includes, in its teaching staff, professionals from the sector who bring to this training the experience of their work, in addition to recognized specialists from prestigious reference societies and universities.

The multimedia content, developed with the latest educational technology, will provide the professional with situated and contextual learning, i.e., a simulated environment that will provide immersive education programmed to learn in real situations.

This program is designed around Problem-Based Learning, whereby the professional must try to solve the different professional practice situations that arise during the academic year. For this purpose, the student will be assisted by an innovative interactive video system created by renowned and experienced experts.



02

# Objectives

TECH offers a program with fully up-to-date information and in which the veterinary specialist can find the latest practices Veterinary Medicine. A unique Postgraduate Certificate with which you can specialize in a sector with high professional demand and achieve success.







“

*This program will help you acquire the skills you need to excel in your daily work”*



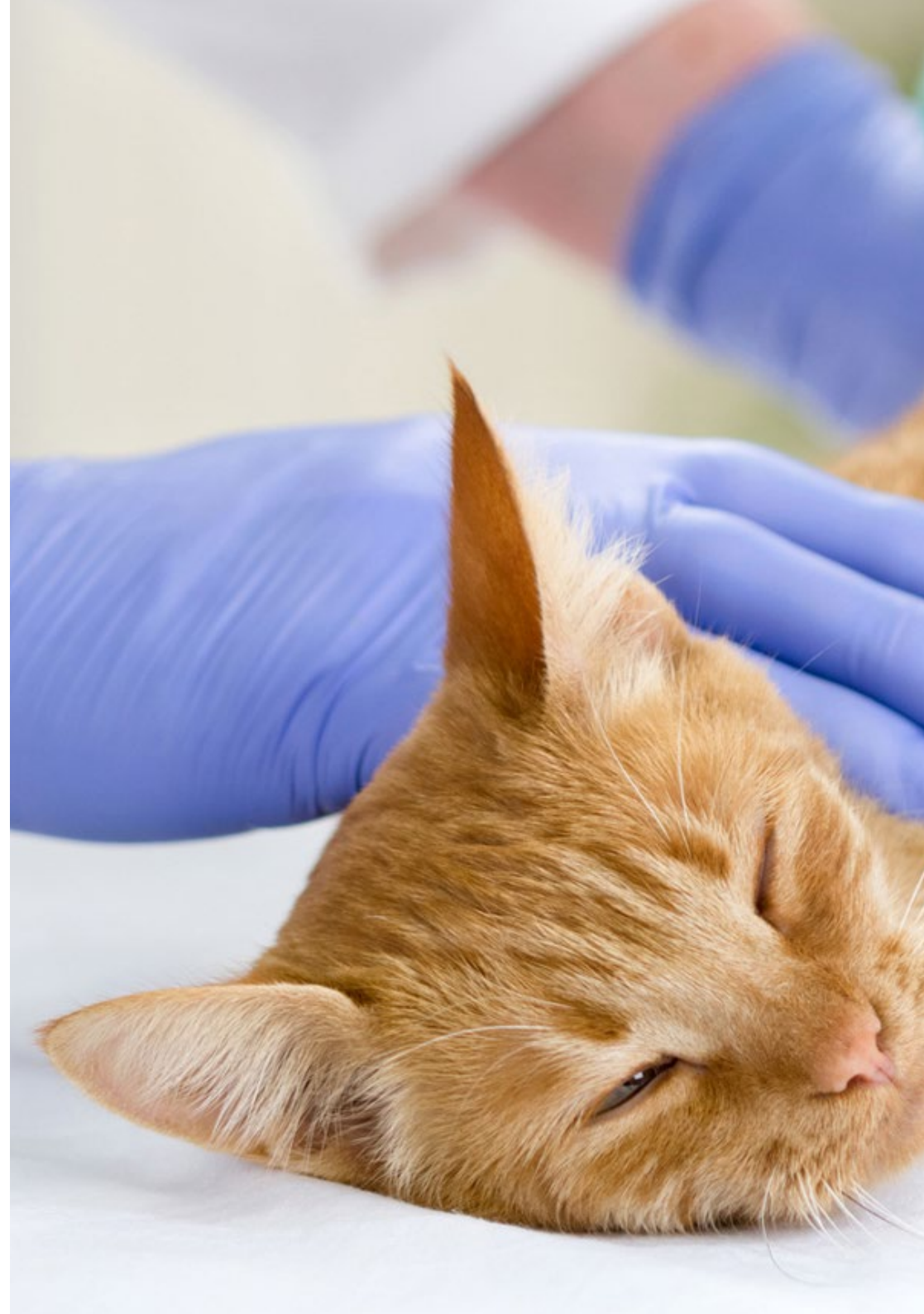
## General Objectives

---

- Selecting and assessing the critically ill patient
- Recognize the signs of shock in the cat and be able to establish a stabilization plan
- Become familiar with the minimum data to obtain in the critically ill patient and to master their interpretation
- Establish a proper nutrition plan for the hyporexic or anorexic feline patient
- Master the methods of monitoring in the ICU



*Take the step to get up to date  
in the most relevant aspects  
of Hospitalization and Critical  
Care in the Feline Patient"*





## Specific Objectives

---

- ◆ Adequately stabilize the patient in shock
- ◆ Outline an adequate fluid therapy plan for each case
- ◆ Know the blood products, when and how to use them
- ◆ Recognize pathologic findings on blood tests, AFAST and TFAST
- ◆ Determine and manage signs of pain in the hospitalized feline patient
- ◆ Master the development of a nutritional plan for the hospitalized feline patient
- ◆ Recognize and prevent signs of refeeding syndrome
- ◆ Become familiar with the procedures to be performed in the hospitalization area
- ◆ Protocolize the resuscitation of the patient in cardiorespiratory arrest



03

# Course Management

The program includes in its teaching staff experts of reference in Feline Medicine and Surgery who bring their work experience into all the theoretical content. Professionals of recognized prestige who have joined forces to offer the specialist this high-level specialization.





A close-up photograph of a cat's face, showing its eye and whiskers, is positioned on the left side of the page. The background is a mix of teal and white geometric shapes.

“

*This is your opportunity to be updated by the best professionals in the field of feline medicine"*

## International Guest Director

Dr. Karen Perry has become one of the most prominent professionals in the world of veterinary medicine. Specialized in small animal orthopedics, her prestige lies in her constant work in this area, where she has passionately devoted herself to finding the most effective treatments to reduce the complication rates associated with common orthopedic procedures.

Her work has focused especially on Feline Orthopedics and Minimally Invasive Osteosynthesis, areas that have allowed her to occupy positions of high responsibility. In this way, she has successfully served as Head of the Small Animal Surgery Department and as an associate professor at Michigan State University. In this sense, throughout her long professional career, Perry has perfectly combined the clinical facet with teaching at higher academic institutions.

Thanks to her communication skills, she not only brings the content to the students in an attractive way, but also disseminates scientific advances in her field at national and international congresses in her specialty. She is also the author of numerous publications in veterinary literature and is positioned as a leading voice in her field, which has led her to participate in interviews where she encourages constant updating by professionals and the active participation of women in Veterinary Orthopedics. At the same time, she brings scientific and clinical progress closer to the general public through different digital communication channels.



## Dr. Perry, Karen

---

- Head of the Small Animal Surgery Department at the Michigan State University
- Veterinary Medical Center.
- Professor at Michigan State University
- Professor of Veterinary Medicine at Royal Veterinary College
- Veterinarian at The Royal (Dick) Veterinary Studies
- Member of: : European College of Veterinary Surgeons

“

*Thanks to TECH you will be able to learn with the best professionals in the world"*

## Management



### Dr. Mayo Robles, Pedro Pablo

- ♦ Co-owner and head of the Internal Medicine Service of the Veterinary Hospital Nacho Menes, in Gijón
- ♦ Veterinarian at the Reference Center San Vicente del Raspeig, in Alicante
- ♦ Clinical veterinarian at the Quirurgical Veterinary Center Alfonso Chico in La Coruña
- ♦ Responsible for the accreditation of Nacho Menes Veterinary Hospital as "Cat friendly clinic gold level by the ISFM"
- ♦ Bachelor and graduate in Veterinary Medicine, specializing in Animal Medicine and Health, from the Faculty of Veterinary Medicine of the University of León

## Professors

### Dr. Cabañas Manteca, Inés

- ♦ Veterinarian in charge of the Hospitalization and Intensive Care Service at Nacho Menes Veterinary Hospital, Asturias
- ♦ Veterinarian at Locum Veterinary Hospital, Alfreton Park Veterinary Hospital, The Vet Nottingham and Clarendon Street Veterinary Surgery in the United Kingdom
- ♦ Degree in Veterinary Medicine from the University of Santiago de Compostela





04

# Structure and Content

The contents have been designed by the illustrious professionals of the sector, with a wide trajectory and recognized prestige in the profession, who will guide and advise the specialist during the whole process and teaching.





“

*Learn the latest industry news in fluid therapy, transfusion medicine and monitoring of critical feline patients”*



## Module 1. Hospitalization and Intensive Care in Felines

- 1.1. Initial Assessment of Emergencies
  - 1.1.1. Essential Material in the Emergency Department
  - 1.1.2. Primary Assessment: ABC
  - 1.1.3. Assessment of the Neurological Patient
  - 1.1.4. Secondary Assessment: Crash Plan
  - 1.1.5. Acute Pain Management
- 1.2. Basic Parameters for the Assessment of the Critical Patient
  - 1.2.1. PCV/PT/Frotis
  - 1.2.2. Glucose
  - 1.2.3. Lactate
  - 1.2.4. Ions
  - 1.2.5. Acid-base Equilibrium
  - 1.2.6. Gasometry
  - 1.2.7. AFAST/TFAST
- 1.3. Fluid Therapy.
  - 1.3.1. Physiology of Body Fluids
  - 1.3.2. Fluid Therapy Solutions
  - 1.3.3. Design of a Fluid Therapy Plan
  - 1.3.4. Fluid to be Used
  - 1.3.5. Administration of Fluid Therapy
- 1.4. Transfusion Medicine
  - 1.4.1. Blood Products
  - 1.4.2. Indications for Transfusion
  - 1.4.3. Blood Groups and Compatibility Tests
  - 1.4.4. Blood Collection and Handling
  - 1.4.5. How to Transfuse
  - 1.4.6. Transfusion Reactions. How to Treat Them







- 1.5. Stabilization of the Critical Patient: Shock and Cardiovascular System.
  - 1.5.1. Types of Shock
  - 1.5.2. Signs of Shock in the Feline Patient
  - 1.5.3. Treatment of Shock
  - 1.5.4. Hypovolemic Shock.
- 1.6. SIRS and Septic Shock
  - 1.6.1. Pathophysiology
  - 1.6.2. Criteria for Diagnosis
  - 1.6.3. Treatment
  - 1.6.4. Others Points to Consider
- 1.7. Monitoring of Critical Patients
  - 1.7.1. Kirby's 20 Rules
  - 1.7.2. Basic Monitoring
  - 1.7.3. Advanced Monitoring
- 1.8. Dietary Management of the Hospitalized Feline Patient
  - 1.8.1. Assisted Feeding
  - 1.8.2. Design of a Feeding Plan
  - 1.8.3. Routes of Administration
  - 1.8.4. Refeeding Syndrome
- 1.9. ICU Procedures
  - 1.9.1. Placement of Peripheral and Central Catheters.
  - 1.9.2. Blood Pressure Measurement
  - 1.9.3. Oxygen Therapy
  - 1.9.4. Measurement of Urine Output
  - 1.9.5. Placement of Feeding Tubes
- 1.10. Cardiopulmonary Resuscitation
  - 1.10.1. Preparedness and Prevention
  - 1.10.2. Basic Vital Support
  - 1.10.3. Monitoring
  - 1.10.4. Advanced Vital Support
  - 1.10.5. Post-Arrest Care

# 05 Methodology

This academic program offers students a different way of learning. Our methodology uses a cyclical learning approach: **Relearning**.

This teaching system is used, for example, in the most prestigious medical schools in the world, and major publications such as the **New England Journal of Medicine** have considered it to be one of the most effective.







“

*Discover Relearning, a system that abandons conventional linear learning, to take you through cyclical teaching systems: a way of learning that has proven to be extremely effective, especially in subjects that require memorization"*

## At TECH we use the Case Method

What should a professional do in a given situation? Throughout the program you will be presented with multiple simulated clinical cases based on real patients, where you will have to investigate, establish hypotheses and, finally, resolve the situation. There is an abundance of scientific evidence on the effectiveness of the method. Specialists learn better, faster, and more sustainably over time.

*With TECH you will experience a way of learning that is shaking the foundations of traditional universities around the world.*



According to Dr. Gérvas, the clinical case is the annotated presentation of a patient, or group of patients, which becomes a "case", an example or model that illustrates some peculiar clinical component, either because of its teaching power or because of its uniqueness or rarity. It is essential that the case is based on current professional life, in an attempt to recreate the actual conditions in a veterinarian's professional practice.



“

*Did you know that this method was developed in 1912, at Harvard, for law students? The case method consisted of presenting students with real-life, complex situations for them to make decisions and justify their decisions on how to solve them. In 1924, Harvard adopted it as a standard teaching method”*

The effectiveness of the method is justified by four fundamental achievements:

1. Veterinarians who follow this method not only manage to assimilate concepts, but also develop their mental capacity through exercises to evaluate real situations and knowledge application
2. Learning is solidly translated into practical skills that allow the student to better integrate into the real world.
3. Ideas and concepts are understood more efficiently, given that the example situations are based on real-life.
4. The feeling that the effort invested is effective becomes a very important motivation for veterinarians, which translates into a greater interest in learning and an increase in the time dedicated to working on the course.



## Relearning Methodology

At TECH we enhance the case method with the best 100% online teaching methodology available: Relearning.

This university is the first in the world to combine the study of clinical cases with a 100% online learning system based on repetition, combining a minimum of 8 different elements in each lesson, a real revolution with respect to the mere study and analysis of cases.



*Veterinarians will learn through real cases and by resolving complex situations in simulated learning environments. These simulations are developed using state-of-the-art software to facilitate immersive learning.*



At the forefront of world teaching, the Relearning method has managed to improve the overall satisfaction levels of professionals who complete their studies, with respect to the quality indicators of the best online university (Columbia University).

With this methodology more than 65,000 veterinarians have been trained with unprecedented success in all clinical specialties, regardless of the surgical load. Our teaching method is developed in a highly demanding environment, where the students have a high socio-economic profile and an average age of 43.5 years.

*Relearning will allow you to learn with less effort and better performance, involving you more in your training, developing a critical mindset, defending arguments, and contrasting opinions: a direct equation for success.*

In our program, learning is not a linear process, but rather a spiral (learn, unlearn, forget, and re-learn). Therefore, we combine each of these elements concentrically.

The overall score obtained by TECH's learning system is 8.01, according to the highest international standards.



This program offers the best educational material, prepared with professionals in mind:



#### Study Material

All teaching material is produced by the specialists who teach the course, specifically for the course, so that the teaching content is highly specific and precise.

These contents are then applied to the audiovisual format, to create the TECH online working method. All this, with the latest techniques that offer high quality pieces in each and every one of the materials that are made available to the student.



#### Latest Techniques and Procedures on Video

TECH introduces students to the latest techniques, the latest educational advances and to the forefront of current and procedures of veterinary techniques. All of this in direct contact with students and explained in detail so as to aid their assimilation and understanding. And best of all, you can watch the videos as many times as you like.



#### Interactive Summaries

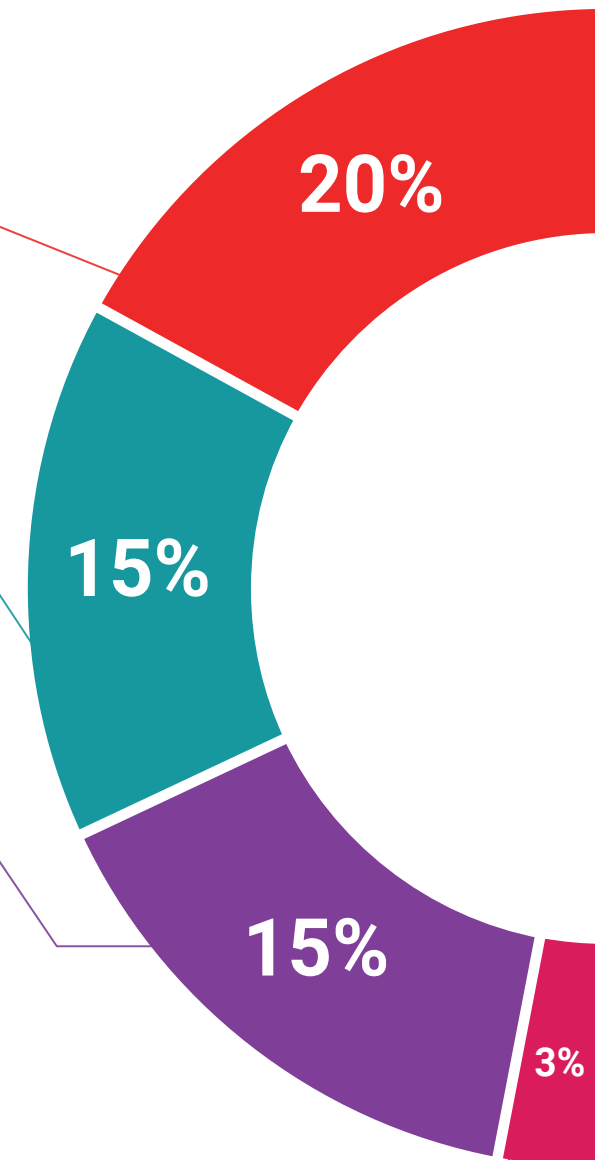
The TECH team presents the contents attractively and dynamically in multimedia lessons that include audio, videos, images, diagrams, and concept maps in order to reinforce knowledge.

This exclusive educational system for presenting multimedia content was awarded by Microsoft as a "European Success Story".

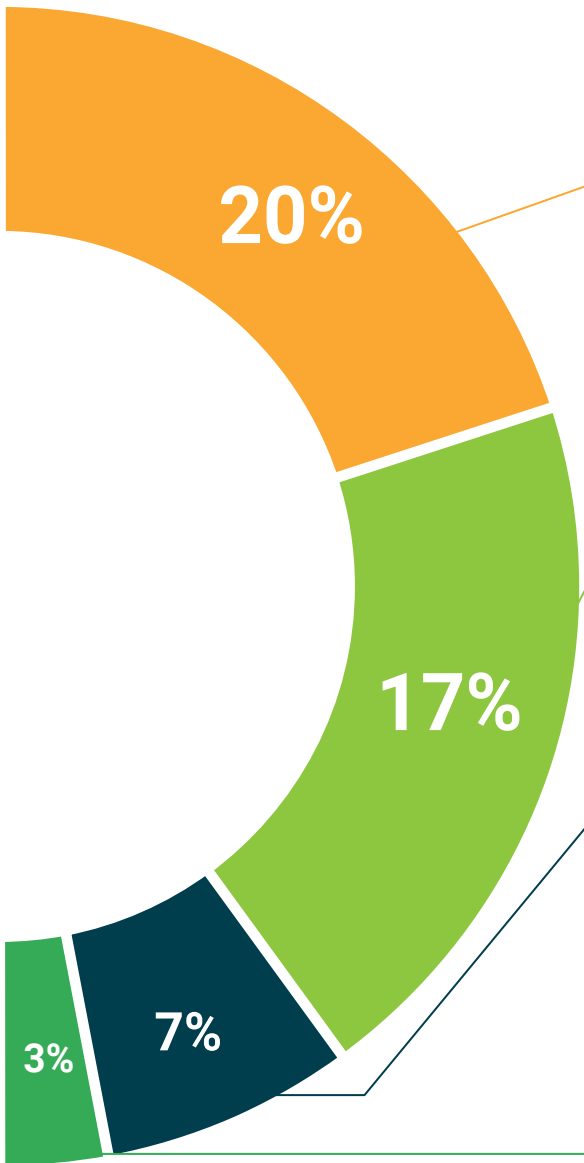


#### Additional Reading

Recent articles, consensus documents and international guidelines, among others. In TECH's virtual library, students will have access to everything they need to complete their course.







#### Expert-Led Case Studies and Case Analysis

Effective learning ought to be contextual. Therefore, TECH presents real cases in which the expert will guide students, focusing on and solving the different situations: a clear and direct way to achieve the highest degree of understanding.



#### Testing & Retesting

We periodically evaluate and re-evaluate students' knowledge throughout the program, through assessment and self-assessment activities and exercises, so that they can see how they are achieving their goals.



#### Classes

There is scientific evidence suggesting that observing third-party experts can be useful.

Learning from an Expert strengthens knowledge and memory, and generates confidence in future difficult decisions.



#### Quick Action Guides

TECH offers the most relevant contents of the course in the form of worksheets or quick action guides. A synthetic, practical, and effective way to help students progress in their learning.



06

# Certificate

The Postgraduate Certificate in Hospitalization and Critical Care in the Feline Patient guarantees students, in addition to the most rigorous and up-to-date education, access to a Postgraduate Certificate issued by TECH Technological University.



“

*Successfully complete this program and receive your university qualification without having to travel or fill out laborious paperwork”*

This **Postgraduate Certificate in Hospitalization and Critical Care in the Feline Patient** contains the most complete and up-to-date scientific program on the market.

After the student has passed the assessments, they will receive their corresponding **Postgraduate Certificate** issued by **TECH Technological University** via tracked delivery\*.

The certificate issued by **TECH Technological University** will reflect the qualification obtained in the Postgraduate Certificate, and meets the requirements commonly demanded by labor exchanges, competitive examinations and professional career evaluation committees.

Title: **Postgraduate Certificate in Hospitalization and Critical Care in the Feline Patient**

Official N° of hours: **150 h.**



\*Apostille Convention. In the event that the student wishes to have their certificate issued with an apostille, TECH EDUCATION will make the necessary arrangements to obtain it, at an additional cost.



future  
health confidence people  
education information tutors  
guarantee accreditation teaching  
institutions technology learning  
community commitment  
personalized service innovation  
knowledge present  
development language  
virtual classroom



## Postgraduate Certificate Hospitalization and Critical Care in the Feline Patient

- » Modality: online
- » Duration: 6 weeks
- » Certificate: TECH Technological University
- » Dedication: 16h/week
- » Schedule: at your own pace
- » Exams: online

# Postgraduate Certificate

## Hospitalization and Critical Care in the Feline Patient

