

Postgraduate Certificate

Health of Dogs, Cats and Other Species



Postgraduate Certificate Health of Dogs, Cats and Other Species

- » Modality: online
- » Duration: 6 weeks
- » Certificate: TECH Global University
- » Credits: 6 ECTS
- » Schedule: at your own pace
- » Exams: online

Website: www.techitute.com/us/veterinary-medicine/postgraduate-certificate/health-dogs-cats-other-species

Index

01

Introduction

p. 4

02

Objectives

p. 8

03

Course Management

p. 12

04

Structure and Content

p. 16

05

Methodology

p. 22

06

Certificate

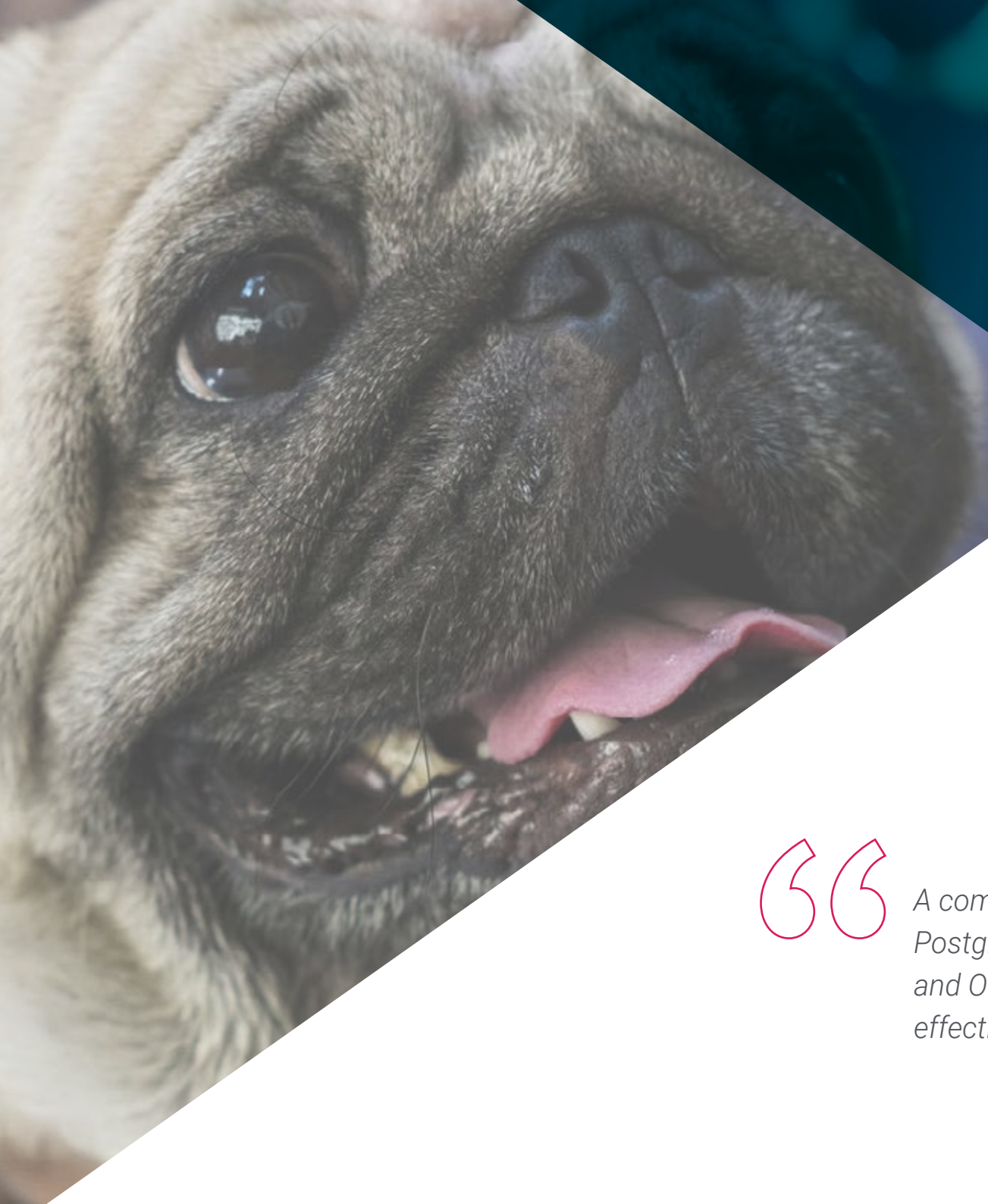
p. 30

01

Introduction

This program in Health of Dogs, Cats and other species analyzes the most known diseases at veterinary level and evidences the abnormal behaviors of these animals when they are infected and prevent them from having a normal behavior. This program will provide the veterinary professional with all the necessary updates to address in the best way the complications of this particular field and raise the competence of the sector.





“

A complete and total update in the Postgraduate Certificate in Health of Dogs, Cats and Other Species with the most complete and effective online teaching program in the market"

In order for an animal to be in an optimal condition, a series of requirements must be met, which are included in its animal welfare. This course breaks down the functioning of pathogens to better understand their modus operandi and how they directly affect dogs and cats, and in general other small species.

Thus, it establishes the mode of transmission, its symptoms and the different types of treatments, as well as the most important measures to take into account depending on the area where the infected animal is located.

It examines the latest scientific advances in each of the diseases, facilitating a better approach to treatment from the *One Health* point of view and its impact on the human population, if any.

Therefore, this is a 100% online program, with audiovisual material and self-cooking exercises, which have the sole purpose of enriching the mind and the praxis of the professional. In addition, you will be able to deepen in updated information and focused on real cases.



Join the elite, with this highly effective training and open new paths to help you advance in your professional progress"

This **Postgraduate Certificate in Health of Dogs, Cats and Other Species** contains the most complete and up-to-date program on the market. The most important features include:

- ◆ The latest technology in online teaching software
- ◆ Intensely visual teaching system, supported by graphic and schematic contents, easy to assimilate and understand
- ◆ Practical cases presented by practicing experts
- ◆ State-of-the-art interactive video systems
- ◆ Teaching supported by telepractice
- ◆ Continuous updating and recycling systems
- ◆ Autonomous learning: full compatibility with other occupations
- ◆ Practical exercises for self-assessment and learning verification
- ◆ Support groups and educational synergies: questions to the expert, debate and knowledge forums
- ◆ Communication with the teacher and individual reflection work
- ◆ Content that is accessible from any fixed or portable device with an Internet connection
- ◆ Supplementary documentation databases are permanently available, even after finishing the course

“ *A complete training program that will allow you to acquire the most advanced knowledge in all the areas of intervention of a specialized veterinarian”*

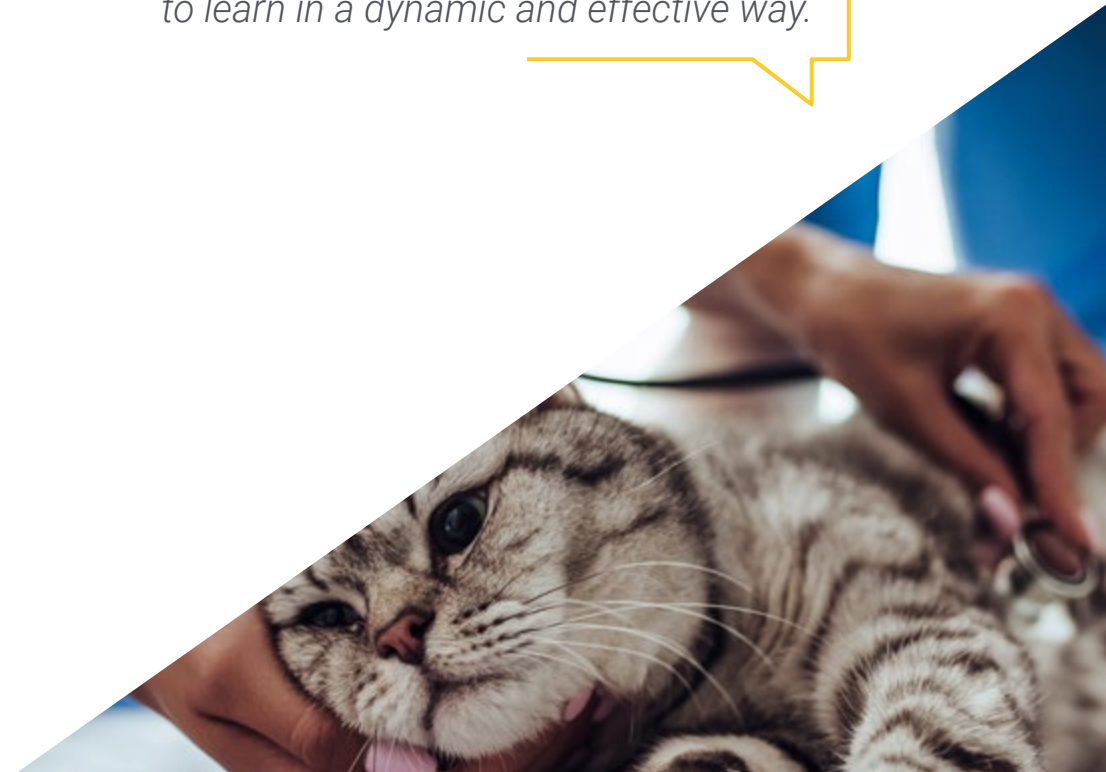
The teaching staff is made up of professionals from different fields related to this specialty. In this way, TECH makes sure to offer the educational update in line with its objective. A multidisciplinary team of professionals trained and experienced in different environments, who will develop the theoretical knowledge in an efficient way, but, above all, will put their own experience at the service of the professional.

This mastery of the subject matter is complemented by the effectiveness of the methodological design. Developed by a multidisciplinary team of *e-learning* experts. In this way, the professional will be able to study with a range of comfortable and versatile multimedia tools that will provide the operability needed in the field.

The design of this program is based on problem-based learning: an approach that conceives learning as an eminently practical process. To achieve this remotely, we will use telepractice learning: with the help of an innovative interactive video system, and *Learning from an Expert*.

With the experience of working professionals and the analysis of real success stories, in a high-impact training.

With a methodological design that relies on proven teaching techniques, this innovative program will take you through different teaching approaches to allow you to learn in a dynamic and effective way.



02

Objectives

Our objective is to prepare highly qualified professionals for the working An objective that is complemented, moreover, in a global manner, by promoting human development that lays the foundations for a better society. This objective is materialized in helping professionals to reach a much higher level of competence and control. A goal that, in just a few months, you will be able to achieve with high intensity and effective educational program.





“

If your objective is to broaden your skills set to include new paths of success and development, this is your Professional Master's Degree: a training that aspires to excellence"



General Objective

- Examine the most common and important diseases in domestic dogs and cats and describe their management from an animal welfare point of view
- Specify the morphological, ecological, epidemiological, and parasite-host relationship characteristics, as well as the etiology and clinical manifestations
- To analyze the behavior of Pathological Processes in Companion Animal Populations and their possible influence on human health.
- Establish the treatment and control of the main diseases that affect companion animals and contribute to animal welfare



A path to achieve education and professional growth that will propel you towards a greater level of competitiveness in the employment market"





Specific Objectives

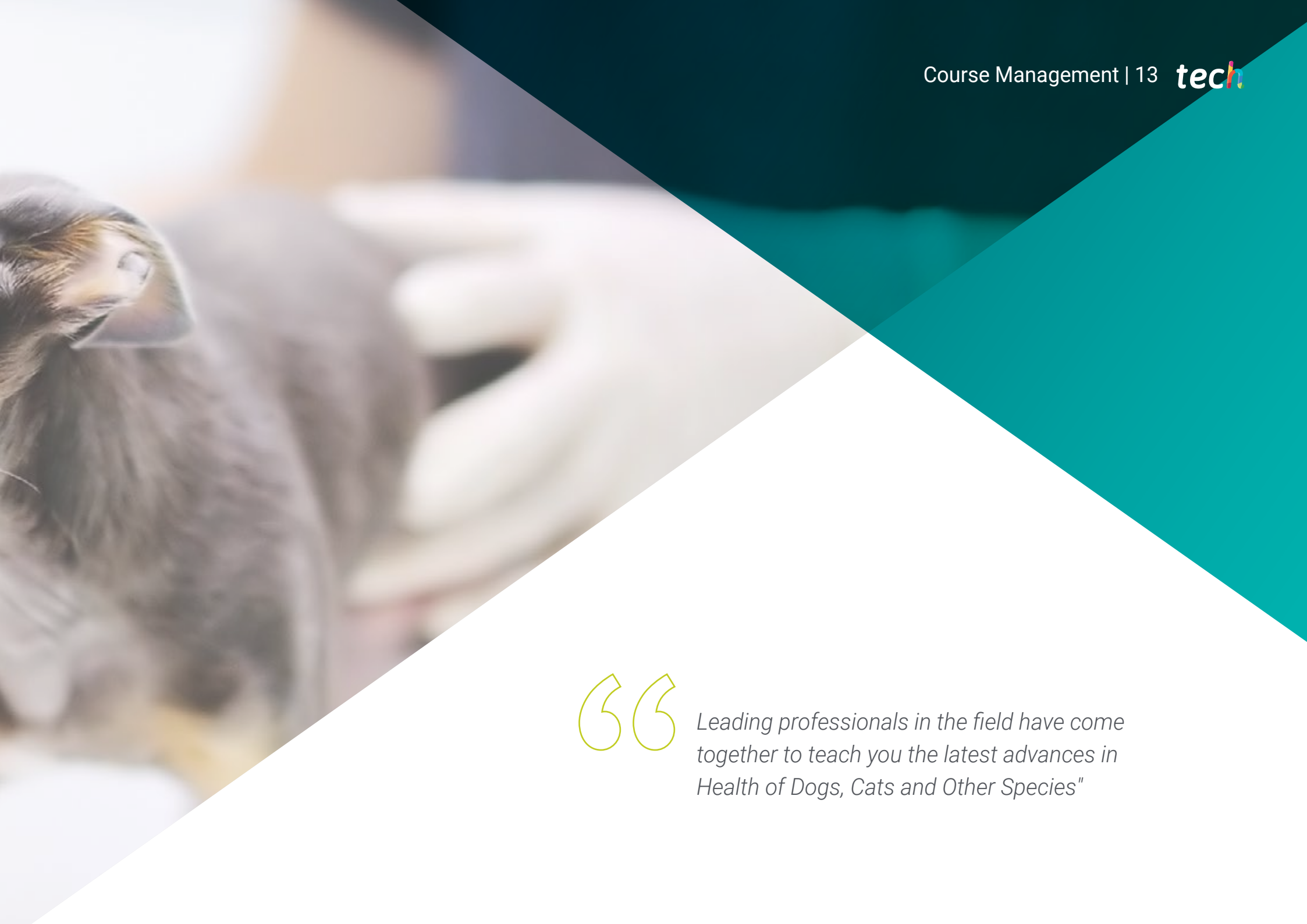
- ◆ Examine each Disease in Companion Animals
- ◆ Identifying the mode of Transmission of the Pathogenic Agents
- ◆ Identify the hosts necessary for the pathogens' biological cycle to be completed
- ◆ Evaluate the Symptomatology of each of the Diseases
- ◆ Determine the factors on which their establishment in a given location depends
- ◆ Identify the forms of diagnosis and treatment of each of the diseases to be treated
- ◆ Examine the most important Prophylactic Measures as Optimal Control Measures

03

Course Management

Within the concept of total quality of our program, we are proud to put at your disposal a Teaching Staff of the highest level, chosen for their proven experience. Professionals from different areas and fields of expertise that make up a complete, multidisciplinary team. A unique opportunity to learn from the best.





“

Leading professionals in the field have come together to teach you the latest advances in Health of Dogs, Cats and Other Species”

Management



Dr. Ruiz Fons, José Francisco

- ♦ CSIC Senior Scientist at the Institute for Research in Hunting Resources
- ♦ Research Fellow in the Health Research Fund at The Macaulay Land Use Research Institute (Scotland)
- ♦ Research Fellow at James Hutton Research Institute (Scotland)
- ♦ Researcher at the Carlos III Health Institute
- ♦ Researcher at NEIKER
- ♦ PhD in Biology and Technology of Hunting Resources from the University of Castilla La Mancha
- ♦ Degree in Veterinary Medicine from the University of Murcia
- ♦ Member of: SECEM, WDA

Professors

Dr. Morchón García, Rodrigo

- ♦ Researcher of the research group "Zoonotic Diseases and *One Health*"
- ♦ Associate Professor in the area of Parasitology at the University of Salamanca
- ♦ PhD European in Biological Sciences from the University of Salamanca
- ♦ Member of: Secretary of the *European Society of Dirofilaria and Angiostrongylus* (ESDA)
- ♦ Spokesman of the Spanish Society of Parasitology



04

Structure and Content

The contents have been developed by different specialists in the area, with a clear purpose: to ensure that our students acquire each and every one of the skills necessary to become true experts in this field.

A complete and well-structured program will take you to the highest standards of quality and success.






A comprehensive teaching program, structured in well-developed teaching units, oriented towards learning that is compatible with your personal and professional life"

Module 1. Health of Dogs, Cats and Other Species

- 1.1. Giardiasis
 - 1.1.1. General Biology
 - 1.1.2. Life Cycle
 - 1.1.3. Epidemiology
 - 1.1.4. Symptomatology, Pathogenesis, and Host-Parasite Relationship
 - 1.1.4.1. Symptoms
 - 1.1.4.2. Pathogenic Mechanisms
 - 1.1.5. Diagnosis
 - 1.1.5.1. Diagnostic techniques
 - 1.1.5.2. Good Practices
 - 1.1.6. Treatment and Control
 - 1.1.6.1. Treatment
 - 1.1.6.2. Prophylactic Measures. Good Practices
- 1.2. Toxocariasis
 - 1.2.1. General Biology
 - 1.2.2. Life Cycle
 - 1.2.3. Epidemiology
 - 1.2.4. Symptomatology, Pathogenesis, and Host-Parasite Relationship
 - 1.2.4.1. Symptoms
 - 1.2.4.2. Pathogenic Mechanisms
 - 1.2.5. Diagnosis
 - 1.2.5.1. Diagnostic techniques
 - 1.2.5.2. Good Practices
 - 1.2.6. Treatment and Control
 - 1.2.6.1. Treatment
 - 1.2.6.2. Prophylactic Measures. Good Practices
- 1.3. Teniosis
 - 1.3.1. General Biology
 - 1.3.2. Life Cycle
 - 1.3.3. Epidemiology
 - 1.3.4. Symptomatology, Pathogenesis, and Host-Parasite Relationship
 - 1.3.4.1. Symptoms
 - 1.3.4.2. Pathogenic Mechanisms



- 1.3.5. Diagnosis
 - 1.3.5.1. Diagnostic techniques
 - 1.3.5.2. Good Practices
- 1.3.6. Treatment and Control
- 1.3.7. Treatment
- 1.3.8. Prophylactic Measures. Good Practices
- 1.4. Cryptosporidiosis
 - 1.4.1. General Biology
 - 1.4.2. Life Cycle
 - 1.4.3. Epidemiology
 - 1.4.4. Symptomatology, Pathogenesis, and Host-Parasite Relationship
 - 1.4.4.1. Symptoms
 - 1.4.4.2. Pathogenic Mechanisms
 - 1.4.5. Diagnosis
 - 1.4.5.1. Diagnostic techniques
 - 1.4.5.2. Good Practices
 - 1.4.6. Treatment and Control
 - 1.4.6.1. Treatment
 - 1.4.6.2. Prophylactic Measures. Good Practices
- 1.5. Dirofilaria immitis
 - 1.5.1. General Biology
 - 1.5.2. Life Cycle
 - 1.5.3. Epidemiology
 - 1.5.4. Symptomatology, Pathogenesis, and Host-Parasite Relationship
 - 1.5.4.1. Symptoms
 - 1.5.4.2. Pathogenic Mechanisms
 - 1.5.5. Diagnosis
 - 1.5.5.1. Diagnostic techniques
 - 1.5.5.2. Good Practices
- 1.5.6. Treatment and Control
 - 1.5.6.1. Treatment
 - 1.5.6.2. Prophylactic Measures. Good Practices
- 1.6. Angiostrongylosis
 - 1.6.1. General Biology
 - 1.6.2. Life Cycle
 - 1.6.3. Epidemiology
 - 1.6.4. Symptomatology, Pathogenesis, and Host-Parasite Relationship
 - 1.6.4.1. Symptoms
 - 1.6.4.2. Pathogenic Mechanisms
 - 1.6.5. Diagnosis
 - 1.6.5.1. Diagnostic techniques
 - 1.6.5.2. Good Practices
 - 1.6.7. Treatment and Control
 - 1.6.7.1. Treatment
 - 1.6.7.2. Prophylactic Measures. Good Practices
- 1.7. Leishmaniasis
 - 1.7.1. General Biology
 - 1.7.2. Life Cycle
 - 1.7.3. Epidemiology
 - 1.7.4. Symptomatology, Pathogenesis, and Host-Parasite Relationship
 - 1.7.4.1. Symptoms
 - 1.7.4.2. Pathogenic Mechanisms
 - 1.7.5. Diagnosis
 - 1.7.5.1. Diagnostic techniques
 - 1.7.5.2. Good Practices
 - 1.7.6. Treatment and Control
 - 1.7.6.1. Treatment
 - 1.7.6.2. Prophylactic Measures. Good Practices

- 1.8. Toxoplasmosis
 - 1.8.1. General Biology
 - 1.8.2. Life Cycle
 - 1.8.3. Epidemiology
 - 1.8.4. Symptomatology, Pathogenesis, and Host-Parasite Relationship
 - 1.8.4.1. Origin of Damage
 - 1.8.4.2. Pathogenic Mechanisms
 - 1.8.5. Diagnosis
 - 1.8.5.1. Diagnostic techniques
 - 1.8.5.2. Good Practices
 - 1.8.6. Treatment and Control
 - 1.8.6.1. Prophylactic Measures
 - 1.8.6.2. Good Practices
- 1.9. Thelaziosis
 - 1.9.1. General Biology
 - 1.9.2. Life Cycle
 - 1.9.3. Epidemiology
 - 1.9.4. Symptomatology, Pathogenesis, and Host-Parasite Relationship
 - 1.9.4.1. Origin of Damage
 - 1.9.4.2. Pathogenic Mechanisms
 - 1.9.5. Diagnosis
 - 1.9.5.1. Diagnostic techniques
 - 1.9.5.2. Good Practices
 - 1.9.6. Treatment and Control
 - 1.9.6.1. Prophylactic Measures
 - 1.9.6.2. Good Practices



- 1.10. Mange
 - 1.10.1. General Biology
 - 1.10.2. Life Cycle
 - 1.10.3. Epidemiology
 - 1.10.4. Symptomatology, Pathogenesis, and Host-Parasite Relationship
 - 1.10.4.1. Origin of Damage
 - 1.10.4.2. Pathogenic Mechanisms
 - 1.10.5. Diagnosis
 - 1.10.5.1. Diagnostic techniques
 - 1.10.5.2. Good Practices
 - 1.10.6. Treatment and Control
 - 1.10.6.1. Prophylactic Measures
 - 1.10.6.2. Good Practices

“

A comprehensive teaching program, structured in well-developed teaching units, oriented towards learning that is compatible with your personal and professional life”



05 Methodology

This academic program offers students a different way of learning. Our methodology uses a cyclical learning approach: **Relearning**.

This teaching system is used, for example, in the most prestigious medical schools in the world, and major publications such as the **New England Journal of Medicine** have considered it to be one of the most effective.





“

Discover Relearning, a system that abandons conventional linear learning, to take you through cyclical teaching systems: a way of learning that has proven to be extremely effective, especially in subjects that require memorization"

At TECH we use the Case Method

What should a professional do in a given situation? Throughout the program you will be presented with multiple simulated clinical cases based on real patients, where you will have to investigate, establish hypotheses and, finally, resolve the situation. There is an abundance of scientific evidence on the effectiveness of the method. Specialists learn better, faster, and more sustainably over time.

With TECH you will experience a way of learning that is shaking the foundations of traditional universities around the world.



According to Dr. Gérvas, the clinical case is the annotated presentation of a patient, or group of patients, which becomes a "case", an example or model that illustrates some peculiar clinical component, either because of its teaching power or because of its uniqueness or rarity. It is essential that the case is based on current professional life, in an attempt to recreate the actual conditions in a veterinarian's professional practice.

“

Did you know that this method was developed in 1912, at Harvard, for law students? The case method consisted of presenting students with real-life, complex situations for them to make decisions and justify their decisions on how to solve them. In 1924, Harvard adopted it as a standard teaching method”

The effectiveness of the method is justified by four fundamental achievements:

1. Veterinarians who follow this method not only manage to assimilate concepts, but also develop their mental capacity through exercises to evaluate real situations and knowledge application
2. Learning is solidly translated into practical skills that allow the student to better integrate into the real world.
3. Ideas and concepts are understood more efficiently, given that the example situations are based on real-life.
4. The feeling that the effort invested is effective becomes a very important motivation for veterinarians, which translates into a greater interest in learning and an increase in the time dedicated to working on the course.



Relearning Methodology

At TECH we enhance the case method with the best 100% online teaching methodology available: Relearning.

This university is the first in the world to combine the study of clinical cases with a 100% online learning system based on repetition, combining a minimum of 8 different elements in each lesson, a real revolution with respect to the mere study and analysis of cases.



Veterinarians will learn through real cases and by resolving complex situations in simulated learning environments. These simulations are developed using state-of-the-art software to facilitate immersive learning.

At the forefront of world teaching, the Relearning method has managed to improve the overall satisfaction levels of professionals who complete their studies, with respect to the quality indicators of the best online university (Columbia University).

With this methodology more than 65,000 veterinarians have been trained with unprecedented success in all clinical specialties, regardless of the surgical load. Our teaching method is developed in a highly demanding environment, where the students have a high socio-economic profile and an average age of 43.5 years.


Relearning will allow you to learn with less effort and better performance, involving you more in your training, developing a critical mindset, defending arguments, and contrasting opinions: a direct equation for success.

In our program, learning is not a linear process, but rather a spiral (learn, unlearn, forget, and re-learn). Therefore, we combine each of these elements concentrically.

The overall score obtained by TECH's learning system is 8.01, according to the highest international standards.



This program offers the best educational material, prepared with professionals in mind:



Study Material

All teaching material is produced by the specialists who teach the course, specifically for the course, so that the teaching content is highly specific and precise.

These contents are then applied to the audiovisual format, to create the TECH online working method. All this, with the latest techniques that offer high quality pieces in each and every one of the materials that are made available to the student.



Latest Techniques and Procedures on Video

TECH introduces students to the latest techniques, the latest educational advances and to the forefront of current and procedures of veterinary techniques. All of this in direct contact with students and explained in detail so as to aid their assimilation and understanding. And best of all, you can watch the videos as many times as you like.



Interactive Summaries

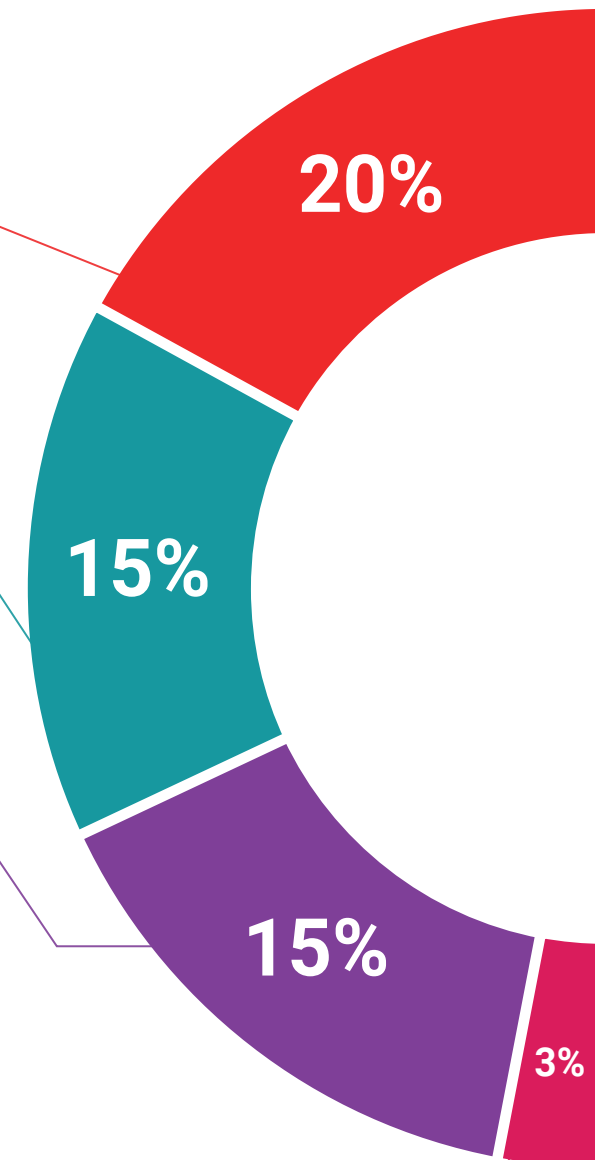
The TECH team presents the contents attractively and dynamically in multimedia lessons that include audio, videos, images, diagrams, and concept maps in order to reinforce knowledge.

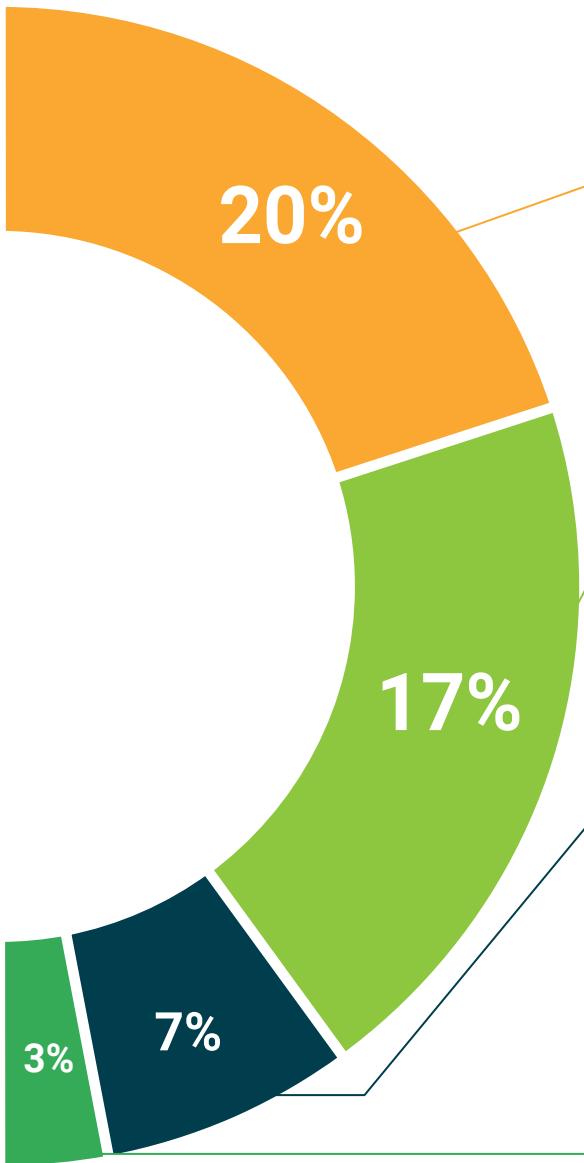
This exclusive educational system for presenting multimedia content was awarded by Microsoft as a "European Success Story".



Additional Reading

Recent articles, consensus documents and international guidelines, among others. In TECH's virtual library, students will have access to everything they need to complete their course.





Expert-Led Case Studies and Case Analysis

Effective learning ought to be contextual. Therefore, TECH presents real cases in which the expert will guide students, focusing on and solving the different situations: a clear and direct way to achieve the highest degree of understanding.



Testing & Retesting

We periodically evaluate and re-evaluate students' knowledge throughout the program, through assessment and self-assessment activities and exercises, so that they can see how they are achieving their goals.



Classes

There is scientific evidence suggesting that observing third-party experts can be useful.
Learning from an Expert strengthens knowledge and memory, and generates confidence in future difficult decisions.



Quick Action Guides

TECH offers the most relevant contents of the course in the form of worksheets or quick action guides. A synthetic, practical, and effective way to help students progress in their learning.



06

Certificate

The Postgraduate Certificate in Health of Dogs, Cats and Other Species guarantees you, in addition to the most rigorous and updated training, access to a Postgraduate Certificate issued by TECH Global University.



“

Successfully complete this program and receive your university qualification without having to travel or fill out laborious paperwork”

This program will allow you to obtain your **Postgraduate Certificate in Health of Dogs, Cats and Other Species** endorsed by **TECH Global University**, the world's largest online university.

TECH Global University is an official European University publicly recognized by the Government of Andorra ([official bulletin](#)). Andorra is part of the European Higher Education Area (EHEA) since 2003. The EHEA is an initiative promoted by the European Union that aims to organize the international training framework and harmonize the higher education systems of the member countries of this space. The project promotes common values, the implementation of collaborative tools and strengthening its quality assurance mechanisms to enhance collaboration and mobility among students, researchers and academics.

This **TECH Global University** title is a European program of continuing education and professional updating that guarantees the acquisition of competencies in its area of knowledge, providing a high curricular value to the student who completes the program.

Title: **Postgraduate Certificate in Health of Dogs, Cats and Other Species**

Modality: **online**

Duration: **6 weeks**

Accreditation: **6 ECTS**



*Apostille Convention. In the event that the student wishes to have their paper diploma issued with an apostille, TECH Global University will make the necessary arrangements to obtain it, at an additional cost.



Postgraduate Certificate

Health of Dogs, Cats and Other Species

- » Modality: online
- » Duration: 6 weeks
- » Certificate: TECH Global University
- » Credits: 6 ECTS
- » Schedule: at your own pace
- » Exams: online

Postgraduate Certificate

Health of Dogs, Cats and Other Species