

Postgraduate Certificate
Genitourinary System Pathologies
in Hospitalized Equine Patients:
Treatment and Monitoring





Postgraduate Certificate Genitourinary System Pathologies in Hospitalized Equine Patients: Treatment and Monitoring

- » Modality: online
- » Duration: 12 weeks
- » Certificate: TECH Global University
- » Credits: 12 ECTS
- » Schedule: at your own pace
- » Exams: online

Website: www.techtute.com/us/veterinary-medicine/postgraduate-certificate/genitourinary-system-pathologies-hospitalized-equine-patients-treatment-monitoring

Index

01

Introduction

p. 4

02

Objectives

p. 8

03

Course Management

p. 12

04

Structure and Content

p. 20

05

Methodology

p. 24

06

Certificate

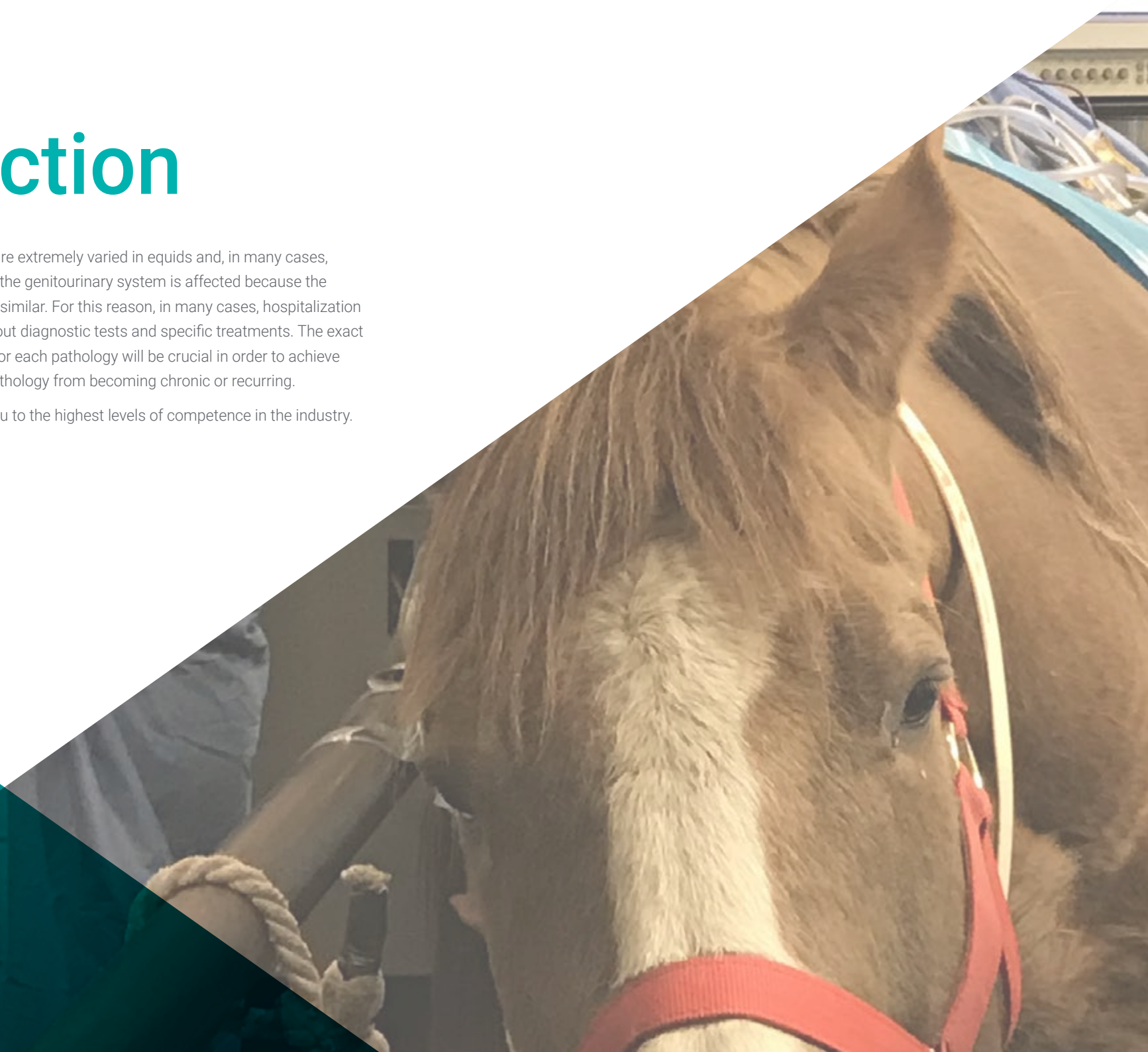
p. 32

01

Introduction

The genitourinary system pathologies are extremely varied in equids and, in many cases, it is difficult to determine which area of the genitourinary system is affected because the symptomatology between them is very similar. For this reason, in many cases, hospitalization of these patients is necessary to carry out diagnostic tests and specific treatments. The exact localization and the precise treatment for each pathology will be crucial in order to achieve therapeutic success and prevent the pathology from becoming chronic or recurring.

A high-quality program that will drive you to the highest levels of competence in the industry.





“

The most complete and up-to-date program in Genitourinary System Pathologies in Hospitalized Equine Patients: Treatment and Monitoring, on the online educational market"

This Postgraduate Certificate lays the foundations for a specialization in Equine Hospital Medicine. It defines the logistics and clinical strategy required in a hospital for horses. It addresses various topics, extremely necessary in order to acquire a global idea of how an equine hospital works and to consider the hospitalization of any patient regardless of their main pathology.

It describes the layout of the different facilities and establishes the necessary guidelines for the cleaning and disinfection of different areas in relation to their degree of contamination by the patients treated in each one. Develop specialized knowledge on advanced pharmacology for hospitalized patients. This program establishes the ideal pharmacological guidelines, antibiotherapy and multimodal analgesia applicable to each patient depending on their severity, which differs greatly from the approach used in field clinics.

Due to the severity of the clinical symptoms presented by most hospitalized patients, it is necessary to establish specific guidelines for fluid therapy and nutrition according to the stabilization requirements and metabolic needs of each patient.

Finally, in the first section of the program, the interpretation of blood count, serum biochemistry and blood gas analysis is discussed as it is very important to establish the severity of hospitalized patients. These diagnostic methods will also be key to monitoring the patients during the hospitalization period.

In the second part of the Postgraduate Certificate, we will analyze the physiology and pathophysiology of the urinary system, as well as the different diagnostic methods. The diagnostic method for each pathology will be determined along with the method of interpreting the results obtained to establish the state of the process (acute or chronic) and its severity. This will allow us to evaluate each case, and interpret which ones require urgent hospital treatment and which ones can be treated through serial follow-ups by a home veterinarian.

In the final section of the module, we will also study how to follow up on and monitor pregnant mares, and which are the most frequent pathologies during gestation and postpartum, analyzing all the hospital tools available to guarantee the survival of the mare and foal during these processes.

This **Postgraduate Certificate in Genitourinary System Pathologies in Hospitalized Equine Patients: Treatment and Monitoring** contains the most complete and up-to-date scientific program on the market. The most important features include:

- ♦ The latest technology in online teaching software
- ♦ A highly visual teaching system, supported by graphic and schematic contents that are easy to assimilate and understand
- ♦ Practical cases presented by practising experts
- ♦ State-of-the-art interactive video systems
- ♦ Teaching supported by telepractice
- ♦ Continuous updating and recycling systems
- ♦ Autonomous learning: full compatibility with other occupations
- ♦ Practical exercises for self-evaluation and learning verification
- ♦ Support groups and educational synergies: questions to the expert, debate and knowledge forums
- ♦ Communication with the teacher and individual reflection work
- ♦ Content that is accessible from any fixed or portable device with an Internet connection
- ♦ Supplementary documentation databases are permanently available, even after the course



Join the elite, with this highly effective training training and open new paths to help you advance in your professional progress"

“

A complete educational program that will allow you to acquire the most advanced knowledge in all the areas of intervention of the equine veterinarian"


TECH's teaching staff is made up of professionals from different fields related to this specialty. In this way TECH ensures that it delivers the educational up-to-date objectives that it aims for. A multidisciplinary team of professionals, experienced in different fields, will develop the theoretical knowledge in an efficient manner, but, above all, will provide students with practical knowledge based on their own experience: one of the differential qualities of this program.

This mastery of the subject matter is complemented by the effectiveness of the methodological design. Developed by a multidisciplinary team of e-Learning experts, it integrates the latest advances in educational technology. This way, you will be able to study with a range of comfortable and versatile multimedia tools that will give you the operability you need during the program.

The design of this scientific program is based on Problem-Based Learning: an approach that views learning as a highly practical process. To achieve this remotely, telepractice will be used: with the help of an innovative interactive video system and Learning from an Expert, students will be able to acquire knowledge and skills as if they were facing the scenario they are learning at that moment. A concept that will make it possible to integrate and fix learning in a more realistic and permanent way.

With the experience of working professionals and the analysis of real cases of success, in a high-impact preparatory approach.

With a methodological design based on proven teaching techniques, this innovative course will take you through different teaching approaches to allow you to learn in a dynamic and effective way.

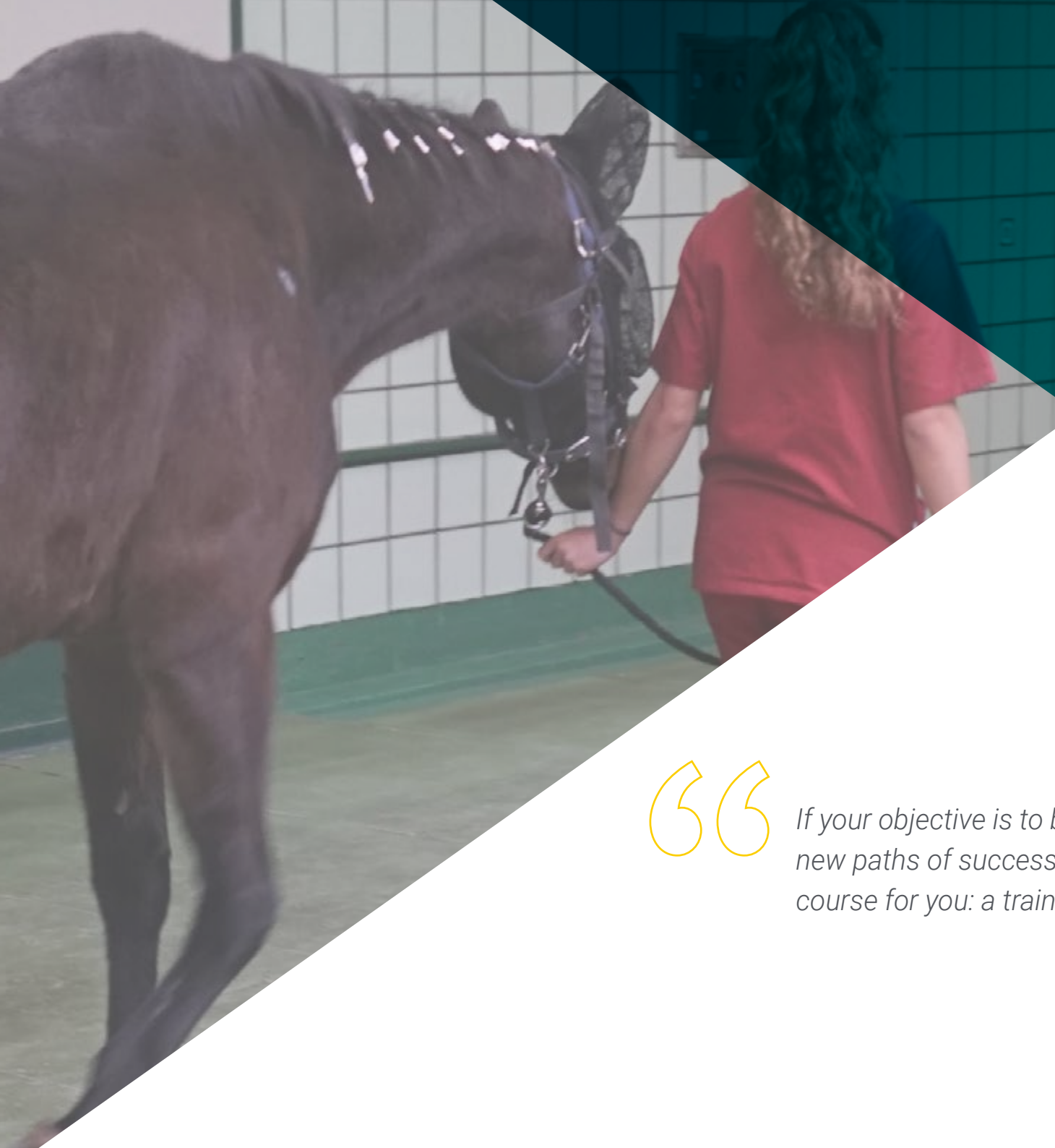


02

Objectives

Our objective is to train highly qualified professionals for the work environment. An objective that is complemented, moreover, in a global manner, by promoting human development that lays the foundations for a better society. This objective is materialized in helping professionals to reach a much higher level of competence and control. A goal that, in just a few months, can be achieved with high intensity and effective instruction.





“

If your objective is to broaden your skills set to include new paths of success and development, this is the course for you: a training that aspires to excellence”



General Objectives

- ♦ Organize and design an equine hospital for optimal clinical and logistical performance for patients of varying severity
- ♦ Offer specialized knowledge on hospital pharmacology in detail, so that an equine hospital is properly equipped with the necessary medication for medical therapies for common pathologies, and ICU, resuscitation, and supportive care therapies
- ♦ Establish fluid therapy, plasma therapy, and nutrition of hospitalized patients
- ♦ Delve into the most common pathologies of the hematopoietic and immune systems that may appear, or develop, in a hospital during the treatment of other primary pathologies
- ♦ Examine analytical interpretation: blood count, serum biochemistry and blood gas analysis
- ♦ Establish an appropriate methodology to evaluate genitourinary problems in equids
- ♦ Identify all clinical signs associated with the urinary system, their severity and chronicity
- ♦ Review all diagnostic methods used in the evaluation of the genitourinary system
- ♦ Generate specialized knowledge on how to treat and evaluate the severity of urinary system pathologies, combining clinical signs with the interpretation of specific diagnostic tests





Specific Objectives

- Examine, in detail, the facilities required in an equine hospital
- Define the protocols for action and disinfection in an equine hospital
- Establish guidelines to be followed for infectious animals, as well as the different protocols depending on the degree of infection
- Develop specific pharmacological guidelines and protocols according to the most frequent pathologies in equines
- Establish multimodal analgesia protocols in equids and how to establish pain monitoring in the equine patient
- Classify patients according to their severity when they are hospitalized
- Analyze appropriate maintenance therapies in most hospitalized patients, with emphasis on fluid therapy and water and electrolyte imbalances that may arise during the course of these therapies
- Maintain the correct metabolic status of patients through nutritional control, according to their circumstances
- Develop the pathologies of the hematopoietic and immune systems by developing existing diagnostic methods and appropriate therapies in each case
- Correctly interpret blood analysis, serum biochemistry and blood gases in all types of pathologies and the most common alterations in each of them
- Clinically evaluate the genitourinary system and the different parameters that can be monitored systemically and at urinary level
- Analyze the physiology and pathophysiology of the genitourinary system
- Recognize the most common pathologies of the urinary system, both at functional, infectious and obstructive levels
- Identify the exact location of pathologies with common clinical symptomatology, which in many cases require hospitalization for the performance of dynamic diagnostic tests
- Establish how to treat and assess the severity of urinary system pathologies and the advantages of hospitalization for many of these patients for monitoring and avoiding the possibility of chronic processes
- Evaluate the male and female reproductive systems and, respectively, the most common pathologies
- Identify sexually transmitted diseases in males and females and their consequences, as well as possible treatments
- Monitor pregnant mares and the possible problems that may arise during postpartum, as well as the advantages of hospitalization in order to avoid them



A path to achieve specialization and professional growth that will propel you towards a greater level of competitiveness in the employment market"

03

Course Management

Within the concept of total quality of our program, we are proud to put at your disposal a Teaching Staff of the highest level, chosen for their proven experience. Professionals from different areas and fields of expertise that make up a complete, multidisciplinary team. A unique opportunity to learn from the best.





“

An impressive teaching staff, made up of professionals from different areas of expertise, will be your teachers during your specialization: a unique occasion not to be missed"

Management



Dr. Aguirre Pascasio, Carla

- Associate, Manager and Executive Director of the Veterinary Center, Animalicos Veterinary Medicine and Surgery in Murcia, Spain
- Doctor in Veterinary Medicine from the University of Murcia, "Doppler in digital ultrasonography in horses with laminitis", obtaining a grade of Outstanding Cum Laude
- Graduate in Veterinary Medicine from the University of Santiago de Compostela, Spain
- Professional in private practice with a specialty in Internal Medicine
- Equine clinical veterinarian, in charge of the Equine Internal Medicine Service at the Clinical Veterinary Hospital of the University of Murcia, Spain
- Managing associate and clinical field veterinarian at Ekisur Equipo Veterinario
- Consecutive scholarship and intern at the Clinical Veterinary Hospital of the University of Murcia, Spain
- Fellowship at Casal do Rio Equine Hospital
- Animal and farm inspector for the company TRAGSA with the category of Senior Graduate



Dr. Alonso de Diego, María

- Graduate in Veterinary Medicine from the Complutense University of Madrid (U.C.M.)
- Spanish Certificate in Equine Clinic
- Service of Equine Internal Medicine of the Alfonso X El Sabio University Clinical Veterinary Hospital
- Associate Professor of the Faculty of Veterinary Medicine of Alfonso X El Sabio University
- Member of the Association of Equine Veterinary Specialists
- Member of the Spanish Society of Ozone Therapy
- Mobile equine clinic veterinarian hired by self-employed veterinarians
- Freelance equine ambulatory clinic veterinarian in Madrid

Professors

Dr. Benito Bernáldez, Irene

- ♦ Graduate in Veterinary Extremadura University (UEX), Cáceres Veterinary School
- ♦ Internship in Equine Medicine and Surgery at the Autonomous University of Barcelona Clinical Veterinary Hospital
- ♦ Professional internship through the Quercus Scholarship (Leonardo Da Vinci Program) for graduates of the University of Extremadura, lasting half a year, at *Hippiatrica Equine Medical Center*, Lisbon (Portugal), under the coordination of Dr. Manuel Torrealba (clinical director)
- ♦ Online training course on administrative activities in customer relations and administrative management given by Academia La Glorieta (Denia)
- ♦ Attendance to the courses of Ozone Therapy in equines coordinated by the Spanish Society of Ozone Therapy in Valencia

Dr. De la Cuesta Torrado, María

- ♦ Veterinarian with clinical specialty in Equine Internal Medicine
- ♦ Member of the Organizing Committee of the "12th *European College of Equine Internal Medicine Congress* 2019 (ECEIM)"
- ♦ Member of the Board of Directors of Spanish Society of Ozone Therapy
- ♦ Member of the Equine Clinicians Commission of the Official College of Veterinarians of Valencia
- ♦ Member of the Spanish Association of Equine Veterinarians (AVEE)
- ♦ Member of the scientific committee and coordinator of courses and congresses in the area of ozone therapy, supported by continuing education credits (CEC) granted by the National Health System
- ♦ Associate Professor, Department of Equine Medicine and Surgery, Universidad Cardenal Herrera Ceu, Valencia, Spain

Dr. Rodríguez Vizcaíno, María Jesús

- ♦ Graduate in Veterinary Medicine from the University of Murcia
- ♦ Veterinarian at the Equine Medicine and Surgery Service of the Veterinary Clinic, Foundation of the University of Murcia, Spain
- ♦ Associate Professor of the Department of Animal Medicine and Surgery of the University of Murcia and is accredited by ANECA for the position of Assistant Professor Doctor
- ♦ Certificate awarded by the Royal College of Veterinary Surgeons (RCVS)
- ♦ Expert in Equine Surgery-Orthopedics (Cert ES-Orth)
- ♦ Diploma in the American College of Veterinary Specialists in Sports Medicine

Dr. Villalba Orero, María

- ♦ Clinical veterinarian, member of the Anesthesia and Internal Medicine Services for Equids of the Veterinary Clinical Hospital Complutense (UCM) and of the Equine Anesthesia Service of the Virgen de Las Nieves Veterinary Clinical Hospital (Madrid)
- ♦ Degree in Veterinary Medicine from the Complutense University Madrid
- ♦ Doctor of Veterinary Medicine, Complutense University of Madrid
- ♦ European Certificate in Veterinary Cardiology (ESVPS)
- ♦ Master's Degree in Veterinary Sciences from the Complutense University of Madrid
- ♦ Master's Degree in Veterinary Cardiology
- ♦ Speaker at national equine cardiology congresses and courses
- ♦ Member of the Veterinary Cardiovascular Society (VCS), the European and Spanish Society of Cardiology (ESC and SEC) and the Spanish Association of Equine Veterinarians (AVEE)

Dr. Criado, Raquel

- ♦ Equine veterinary specialist
- ♦ Sports Medicine Service in the Alfonso X El Sabio University Clinical Veterinary Hospital
- ♦ Associate Professor of the Faculty of Veterinary Medicine of Alfonso X El Sabio University
- ♦ Graduate in Veterinary Medicine from the CEU Cardenal-Herrera University of Valencia
- ♦ Residency in Sports Medicine and Equine Surgery at the Hospital Clínico Veterinario de la UAX
- ♦ Associate Professor, Faculty of Veterinary Medicine, Universidad Alfonso X El Sabio
- ♦ Scientific publications in the field of Equine Medicine

Dr. Díez de Castro, Elisa

- ♦ Veterinary specialist in equine endocrinology
- ♦ Degree in Veterinary Medicine, University of Córdoba
- ♦ Post-graduate degree in equine specialization (T1-pro equine) at the Veterinary Faculty of Maisons Alfort (Paris)
- ♦ Veterinarian at the Equine Internal Medicine Service of the Hospital Clínico Veterinario de la Universidad de Córdoba
- ♦ Master's Degree in Animal Medicine, Improvement and Health
- ♦ Professor of the Master-Internship in Companion Animal Medicine and Surgery at the University of Cáceres and in the Master in Equine Sports Medicine at the University of Córdoba since its creation
- ♦ Associate Professor, Department of Animal Medicine and Surgery, University of Cordoba

Dr. Martín Cuervo, María

- ♦ PhD in Veterinary Medicine by the Extremadura University
- ♦ Degree in Veterinary Medicine from the University of Córdoba
- ♦ Master's Degree in Veterinary Science from the University of Extremadura
- ♦ Graduate of the European College of Equine Internal Medicine (ECEIM)
- ♦ Associate Professor of the Department of Animal Medicine and Surgery of the University of Extremadura, teaching equine internal medicine
- ♦ Professor of advanced courses at the UEx: "Theoretical-practical course of clinical analysis in veterinary medicine". Methodology and interpretation
- ♦ Professor of the Master-Internship in Medicine and Surgery of Horses at Extremadura University
- ♦ Professor of the International Master "Equine Reproduction" at Extremadura University
- ♦ Professor of the Master's Degree in Equine Therapy at Extremadura University. (2015)
- ♦ Professor of the Master's Degree in Equine Therapy at Extremadura University
- ♦ Associate Professor of the Department of Animal Medicine and Surgery, Extremadura University
- ♦ Professor of the Master's Degree in Companion Animal Medicine and Surgery (Equidae) at Extremadura University

Dr. Rodríguez Hurtado, Isabel

- ♦ Head of the Internal Medicine Service of Horses (UAX)
- ♦ Veterinary Degree - Madrid Complutense University
- ♦ Doctorate in Veterinary Medicine
- ♦ Graduate in Veterinary Internal Medicine, American College of Veterinary Internal Medicine (ACVIM)
- ♦ Residency in Equine Internal Medicine at Auburn University (USA)
- ♦ Master's Degree in Biomedical Sciences
- ♦ Master's Degree in Research Methodology in Health Sciences
- ♦ Professor of the Postgraduate Master's Degree in Equine Internal Medicine at the Alfonso X El Sabio University
- ♦ Head of the Large Animals Area of the Clinical Veterinary Hospital (UAX)

Dr. Gómez Lucas, Raquel

- ♦ Head of the Sports Medicine and Diagnostic Imaging Service of the Large Animal Area of the Clinical Veterinary Hospital of the Alfonso X El Sabio University
- ♦ Degree in Veterinary Medicine from the Complutense University Madrid
- ♦ Graduate of the American College of Veterinary Sports Medicine and Rehabilitation (ACVSMR)
- ♦ Professor of the Veterinary Degree at the Alfonso X El Sabio University, teaching Equine Diagnostic Imaging, Internal Medicine and Applied Anatomy
- ♦ Professor of the Postgraduate Master of Equine Medicine and Surgery Internship at the Universidad Alfonso X El Sabio
- ♦ Responsible for the Postgraduate Professional Master's Degree in Sports Medicine and Equine Surgery, Alfonso X El Sabio University



**Dr. Fuentes Romero, Beatriz**

- ◆ Veterinarian hired by the Veterinary Clinical Hospital of the University of Extremadura
- ◆ Degree in Veterinary Medicine from Alfonso X El Sabio University
- ◆ Veterinarian in the Department of Large Animals at the Veterinary Hospital of the Alfonso X El Sabio University
- ◆ Master's degree in Equine Internal Medicine and residency of 3 years at the same hospital
- ◆ Freelance veterinary outpatient field clinic (24h emergency, internal medicine, anesthesia and reproduction)
- ◆ Professor of the Master-Internship, Clinical Veterinary Hospital of the University of Extremadura

Dr. Martín Giménez, Tamara

- ◆ Doctor of Veterinary Medicine and specialist in equine surgery
- ◆ Equine Surgery and Sports Medicine and Rehabilitation Service CEU Clinical Veterinary Hospital. Cardenal Herrera University, Valencia
- ◆ Tutor of the Master's Degree in Public Health University of Zaragoza
- ◆ Teacher of vocational training modules of equestrian technician and assistant Institut d'estudis aplicats S.L. Barcelona
- ◆ Postgraduate in Equine Clinic by the Autonomous University of Barcelona (UAB)

Dr. Forés Jackson, Paloma

- ◆ Vice-Dean of Students and Professional Guidance of the Faculty of Veterinary Medicine UCM
- ◆ Doctorate in Veterinary from the Complutense University of Madrid
- ◆ Director "Extraordinary Chair of Specialization in Equine Clinic" created by an agreement between the UCM and IMPROVE INTERNATIONAL
- ◆ Belongs to the group of Experts of the Spanish Agency of Medicines and Health Products (AEMPS) for the equine species
- ◆ Member of the INVETEIQ research group dedicated to equine veterinary research and divulgation

04

Structure and Content

The contents have been developed by different experts, with a clear purpose: to ensure that our students acquire each and every one of the skills necessary to become true experts in this field.

A complete and well-structured program will take you to the highest standards of quality and success.





“

*A comprehensive teaching program,
structured in well-developed teaching units,
oriented towards learning that is compatible
with your personal and professional life"*

Module 1. Introduction to Hospital Medicine

- 1.1. Organization of an Equine Hospital
 - 1.1.1. Facilities
 - 1.1.1.1. Examination Rooms. Diagnostic Rooms. Operating Rooms Induction and Recovery Rooms
 - 1.1.1.2. Types of Hospitalization Rooms Depending on the Pathology
 - 1.1.1.3. Equipment Required in Each Examination Room
 - 1.1.2. Hospital Action and Disinfection Protocols
- 1.2. Pharmacological Principles in Hospital Clinics
 - 1.2.1. Design of Administration Guidelines
 - 1.2.2. Plasma Concentration Monitoring
 - 1.2.3. Dosage in Renal Failure
- 1.3. Rational Use of Antibiotics in Hospitals
 - 1.3.1. Prophylactic Use of Antibiotics
 - 1.3.2. Therapeutic Use of Antibiotics
 - 1.3.3. Frequent Bacterial Resistance in Hospitals and Action Protocols
- 1.4. Pain Relief in Equidae
 - 1.4.1. Detection of Pain in Hospitalized Patients
 - 1.4.2. Multimodal Analgesia
 - 1.4.2.1. NSAIDs
 - 1.4.2.2. Opioids
 - 1.4.2.3. Alpha-2 Agonists
 - 1.4.2.4. Local Anesthetics
 - 1.4.2.5. Ketamine
 - 1.4.2.6. Others
 - 1.4.3. Pain Treatment with Epidural and Perineural Catheters
 - 1.4.4. Complementary Therapies
 - 1.4.4.1. Acupuncture
 - 1.4.4.2. Extracorporeal Shockwave Therapy
 - 1.4.4.3. Chiropractics
 - 1.4.4.4. Laser Therapy
- 1.5. Clinical Approach to Hospital Patients
 - 1.5.1. Classification of the Patient Based on the Severity of Clinical Symptoms
 - 1.5.2. Hospitalization Protocol Based on the Severity of Clinical Symptoms
 - 1.5.3. Types of Intravenous Catheter and Uses in Hospitalization
 - 1.5.4. Monitoring Techniques
 - 1.5.4.1. Clinical Review of ICUs, TPRs
 - 1.5.4.2. Hematocrit Proteins
 - 1.5.4.3. Urine Density
- 1.6. Fundamentals of Fluid Therapy in Hospitalization
 - 1.6.1. Parenteral Fluid Therapy
 - 1.6.1.1. Types of Fluid
 - 1.6.1.2. Infusion Rate
 - 1.6.2. Enteral Rehydration
 - 1.6.3. Synthetic and Natural Colloids
 - 1.6.4. Hemotherapy
- 1.7. Enteral and Parenteral Nutrition in Hospitalized Patients
 - 1.7.1. Types of Animal Feed
 - 1.7.2. Types of Fodder
 - 1.7.3. Dietary Supplements
 - 1.7.4. Guidelines for Administration in Hospitalized Patients
 - 1.7.5. Total and Partial Parenteral Nutrition
- 1.8. Hematopoietic System Pathologies
 - 1.8.1. Hemolytic Anemia
 - 1.8.1.1. Immune-Mediated Hemolytic Anemia
 - 1.8.1.2. Equine Infectious Anemia
 - 1.8.1.3. Piroplasmosis
 - 1.8.1.4. Other Causes
 - 1.8.2. Hemorrhagic Anemia
 - 1.8.2.1. Hemoperitoneum and Hemothorax
 - 1.8.2.2. Gastrointestinal Losses
 - 1.8.2.3. Losses From Other Origin
 - 1.8.3. Non-Regenerative Anemias
 - 1.8.3.1. Iron Deficiency Anemia
 - 1.8.3.2. Anemia due to Chronic Inflammation/Infection
 - 1.8.3.3. Aplastic Anemia
 - 1.8.4. Coagulation Disorders
 - 1.8.4.1. Platelet Disorders
 - 1.8.4.1.1. Thrombocytopenia
 - 1.8.4.1.2. Platelet Functional Disorders

- 1.8.4.2. Disorders of Secondary Hemostasis
 - 1.8.4.2.1. Hereditary
 - 1.8.4.2.2. Acquired
- 1.8.4.3. Thrombocytosis
- 1.8.4.4. Lymphoproliferative Disorders
- 1.8.4.5. Disseminated Intravascular Coagulation. Disseminated Intravascular Coagulation (DIC)
- 1.9. Blood Hemogram and Serum Biochemistry of the Hospitalized Patient. Gasometry
 - 1.9.1. Red Blood Cells
 - 1.9.2. White Blood Cells
 - 1.9.3. Serum Biochemistry
 - 1.9.4. Arterial Blood Gases
- 1.10. Immune System Pathologies in Hospitalized Patients
 - 1.10.1. Hypersensitivity Types
 - 1.10.2. Pathologies Associated with Hypersensitivity
 - 1.10.2.1 Anaphylactic Shock
 - 1.10.2.2 Purpura Haemorrhagica
 - 1.10.3. Autoimmunity
 - 1.10.4. Most Important Immunodeficiencies in Equines
 - 1.10.4.1. Diagnostic Tests
 - 1.10.4.2. Primary Immunodeficiencies
 - 1.10.4.3. Secondary Immunodeficiencies
 - 1.10.5. Immunomodulators
 - 1.10.5.1. Immunostimulants
 - 1.10.5.2. Immunosuppressants

Module 2. Genitourinary System Pathologies in Hospitalized Patients: Treatment and Monitoring

- 2.1. Urinary System Assessment
 - 2.1.1. Hematological and Biochemical Parameters Related to the Renal System
 - 2.1.2. Urinalysis and Fractional Excretion of Electrolytes
 - 2.1.3. Diagnostic Methods in the Urinary System
 - 2.1.3.1. Urinary System Ultrasound
 - 2.1.3.2. Urinary System Endoscopy
 - 2.1.3.3. Renal Biopsy
 - 2.1.3.4. Water Deprivation Test

- 2.2. Urinary Physiology and Physiopathology
 - 2.2.1. Renal Anatomy and Physiology
 - 2.2.2. Pathophysiology of Renal Failure
- 2.3. Renal Failure
 - 2.3.1. Acute Kidney Failure Treatment and Monitoring
 - 2.3.2. Chronic Renal Failure. Treatment and Monitoring
 - 2.3.3. Uremic Syndrome Treatment and Monitoring
- 2.4. Urinary Tract Infections
 - 2.4.1. Urethritis, Cystitis and Pyelonephritis
 - 2.4.2. Therapies and Monitoring of Urinary Tract Infections
 - 2.4.3. Obstructive Pathology of the Urinary Tract
 - 2.4.4. Treatment of Obstructive Pathologies of the Urinary Tract
- 2.5. Other Urinary Tract Pathologies
 - 2.5.1. Pathologies with Polyuria/Polydipsia
 - 2.5.2. Renal Tubular Acidosis
 - 2.5.3. Urinary Tract Tumors
- 2.6. Urinary Incontinence and Bladder Dysfunction
- 2.7. Reproductive System Evaluation
 - 2.7.1. Male Reproductive System Evaluation
 - 2.7.2. Female Reproductive System Evaluation
- 2.8. Mare Reproductive System Evaluation
 - 2.8.1. Vulvar, Vaginal, Cervical, Uterine and Ovarian Pathologies
 - 2.8.2. Sexually Transmitted Diseases
- 2.9. Pregnant Mares
 - 2.9.1. Evaluation and Monitoring of the Pregnant Mare
 - 2.9.2. Pathologies Associated with Postpartum
- 2.10. Stallion Reproductive System Pathologies
 - 2.10.1. Male Genital Pathologies: Disorders of the Penis, Prepuce, Scrotum, Testicle, Epididymis and Accessory Glands
 - 2.10.2. Sexually Transmitted Diseases

05 Methodology

This academic program offers students a different way of learning. Our methodology uses a cyclical learning approach: **Relearning**.

This teaching system is used, for example, in the most prestigious medical schools in the world, and major publications such as the **New England Journal of Medicine** have considered it to be one of the most effective.





“

Discover Relearning, a system that abandons conventional linear learning, to take you through cyclical teaching systems: a way of learning that has proven to be extremely effective, especially in subjects that require memorization"

At TECH we use the Case Method

What should a professional do in a given situation? Throughout the program you will be presented with multiple simulated clinical cases based on real patients, where you will have to investigate, establish hypotheses and, finally, resolve the situation. There is an abundance of scientific evidence on the effectiveness of the method. Specialists learn better, faster, and more sustainably over time.

With TECH you will experience a way of learning that is shaking the foundations of traditional universities around the world.



According to Dr. Gérvas, the clinical case is the annotated presentation of a patient, or group of patients, which becomes a "case", an example or model that illustrates some peculiar clinical component, either because of its teaching power or because of its uniqueness or rarity. It is essential that the case is based on current professional life, in an attempt to recreate the actual conditions in a veterinarian's professional practice.

“

Did you know that this method was developed in 1912, at Harvard, for law students? The case method consisted of presenting students with real-life, complex situations for them to make decisions and justify their decisions on how to solve them. In 1924, Harvard adopted it as a standard teaching method”

The effectiveness of the method is justified by four fundamental achievements:

1. Veterinarians who follow this method not only manage to assimilate concepts, but also develop their mental capacity through exercises to evaluate real situations and knowledge application
2. Learning is solidly translated into practical skills that allow the student to better integrate into the real world.
3. Ideas and concepts are understood more efficiently, given that the example situations are based on real-life.
4. The feeling that the effort invested is effective becomes a very important motivation for veterinarians, which translates into a greater interest in learning and an increase in the time dedicated to working on the course.



Relearning Methodology

At TECH we enhance the case method with the best 100% online teaching methodology available: Relearning.

This university is the first in the world to combine the study of clinical cases with a 100% online learning system based on repetition, combining a minimum of 8 different elements in each lesson, a real revolution with respect to the mere study and analysis of cases.



Veterinarians will learn through real cases and by resolving complex situations in simulated learning environments. These simulations are developed using state-of-the-art software to facilitate immersive learning.

At the forefront of world teaching, the Relearning method has managed to improve the overall satisfaction levels of professionals who complete their studies, with respect to the quality indicators of the best online university (Columbia University).

With this methodology more than 65,000 veterinarians have been trained with unprecedented success in all clinical specialties, regardless of the surgical load. Our teaching method is developed in a highly demanding environment, where the students have a high socio-economic profile and an average age of 43.5 years.

Relearning will allow you to learn with less effort and better performance, involving you more in your training, developing a critical mindset, defending arguments, and contrasting opinions: a direct equation for success.

In our program, learning is not a linear process, but rather a spiral (learn, unlearn, forget, and re-learn). Therefore, we combine each of these elements concentrically.

The overall score obtained by TECH's learning system is 8.01, according to the highest international standards.



This program offers the best educational material, prepared with professionals in mind:



Study Material

All teaching material is produced by the specialists who teach the course, specifically for the course, so that the teaching content is highly specific and precise.

These contents are then applied to the audiovisual format, to create the TECH online working method. All this, with the latest techniques that offer high quality pieces in each and every one of the materials that are made available to the student.



Latest Techniques and Procedures on Video

TECH introduces students to the latest techniques, the latest educational advances and to the forefront of current and procedures of veterinary techniques. All of this in direct contact with students and explained in detail so as to aid their assimilation and understanding. And best of all, you can watch the videos as many times as you like.



Interactive Summaries

The TECH team presents the contents attractively and dynamically in multimedia lessons that include audio, videos, images, diagrams, and concept maps in order to reinforce knowledge.

This exclusive educational system for presenting multimedia content was awarded by Microsoft as a "European Success Story".



Additional Reading

Recent articles, consensus documents and international guidelines, among others. In TECH's virtual library, students will have access to everything they need to complete their course.





Expert-Led Case Studies and Case Analysis

Effective learning ought to be contextual. Therefore, TECH presents real cases in which the expert will guide students, focusing on and solving the different situations: a clear and direct way to achieve the highest degree of understanding.



Testing & Retesting

We periodically evaluate and re-evaluate students' knowledge throughout the program, through assessment and self-assessment activities and exercises, so that they can see how they are achieving their goals.



Classes

There is scientific evidence suggesting that observing third-party experts can be useful. Learning from an Expert strengthens knowledge and memory, and generates confidence in future difficult decisions.



Quick Action Guides

TECH offers the most relevant contents of the course in the form of worksheets or quick action guides. A synthetic, practical, and effective way to help students progress in their learning.



06 Certificate

This Postgraduate Certificate in Genitourinary system Pathologies in Hospitalized Equine Patients: Treatment and Monitoring guarantees students, in addition to the most rigorous and up-to-date education, access to a Postgraduate Certificate issued by TECH Global University.



“

Successfully complete this program and receive your university qualification without having to travel or fill out laborious paperwork”

This program will allow you to obtain your **Postgraduate Certificate in Genitourinary System Pathologies in Hospitalized Equine Patients: Treatment and Monitoring** endorsed by **TECH Global University**, the world's largest online university.

TECH Global University is an official European University publicly recognized by the Government of Andorra ([official bulletin](#)). Andorra is part of the European Higher Education Area (EHEA) since 2003. The EHEA is an initiative promoted by the European Union that aims to organize the international training framework and harmonize the higher education systems of the member countries of this space. The project promotes common values, the implementation of collaborative tools and strengthening its quality assurance mechanisms to enhance collaboration and mobility among students, researchers and academics.

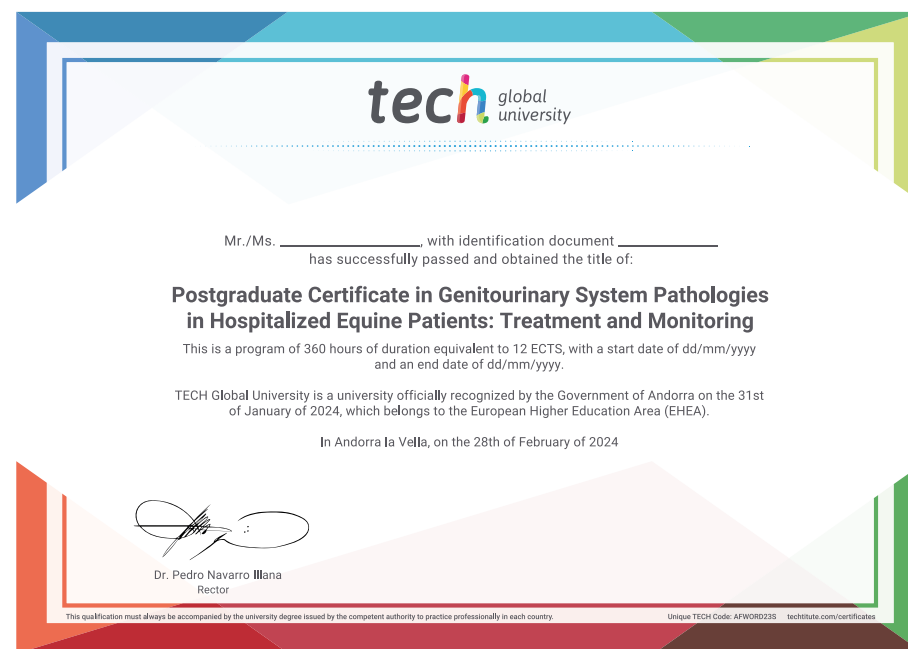
This **TECH Global University** title is a European program of continuing education and professional updating that guarantees the acquisition of competencies in its area of knowledge, providing a high curricular value to the student who completes the program.

Title: **Postgraduate Certificate in Genitourinary System Pathologies in Hospitalized Equine Patients: Treatment and Monitoring**

Modality: **online**

Duration: **12 weeks**

Accreditation: **12 ECTS**



*Apostille Convention. In the event that the student wishes to have their paper diploma issued with an apostille, TECH Global University will make the necessary arrangements to obtain it, at an additional cost.



Postgraduate Certificate Genitourinary System Pathologies in Hospitalized Equine Patients: Treatment and Monitoring

- » Modality: online
- » Duration: 12 weeks
- » Certificate: TECH Global University
- » Credits: 12 ECTS
- » Schedule: at your own pace
- » Exams: online

Postgraduate Certificate
Genitourinary System Pathologies
in Hospitalized Equine Patients:
Treatment and Monitoring

