

# Postgraduate Certificate Feline Viral Diseases





## Postgraduate Certificate Feline Viral Diseases

- » Modality: online
- » Duration: 6 weeks
- » Certificate: TECH Technological University
- » Dedication: 16h/week
- » Schedule: at your own pace
- » Exams: online

Website: [www.techtitute.com/in/veterinary-medicine/postgraduate-certificate/feline-viral-diseases](http://www.techtitute.com/in/veterinary-medicine/postgraduate-certificate/feline-viral-diseases)

# Index

01

Introduction

---

*p. 4*

02

Objectives

---

*p. 8*

03

Course Management

---

*p. 12*

04

Structure and Content

---

*p. 16*

05

Methodology

---

*p. 20*

06

Certificate

---

*p. 28*

# 01

# Introduction

Cats are animals in which the prevalence of viral diseases is usually high in the veterinarian's office. The up-to-date veterinarian is able to determine as quickly, accurately and clearly as possible which is the most likely pathology in each case, thereby improving the chances of the sick animal. In order to achieve this, it is of utmost importance to be updated in order to have the necessary mental and practical background to act with expertise and success. This comprehensive educational program is the most intensive and up-to-date tour of the latest and most complete advances and developments in this field. With the quality of The World's Largest Online University.





“

*A comprehensive Postgraduate Certificate in Feline Viral Diseases, with the highest quality teaching, the most up-to-date information and a totally flexible study method"*

Viral diseases in the feline species are often difficult for the small animal veterinarian to address. Some diseases present typical clinical signs, while others have different manifestations and present pictures similar to other pathologies or even neoplasms.

This Postgraduate Certificate will give the greatest knowledge in this field of work; a boost to work capacity and competitiveness.



*Each and every area of knowledge needed regarding viral diseases in cats, presented in a clear, comprehensive and effective manner"*

This **Postgraduate Certificate in Feline Viral Diseases** contains the most complete and up-to-date scientific program on the market. The most important features include:

- ◆ The latest technology in online teaching software
- ◆ Intensely visual teaching system, supported by graphic and schematic contents, easy to assimilate and understand
- ◆ Practical cases presented by practising experts
- ◆ State-of-the-art interactive video systems
- ◆ Teaching supported by telepractice
- ◆ Continuous updating and recycling systems
- ◆ Autonomous learning: full compatibility with other occupations
- ◆ Practical exercises for self-evaluation and learning verification
- ◆ Support groups and educational synergies: questions to the expert, debate and knowledge forums
- ◆ Communication with the teacher and individual reflection work
- ◆ Content that is accessible from any fixed or portable device with an Internet connection
- ◆ Supplementary documentation databases are permanently available, even after the program



*An educational program based on the best working methods of the online educational panorama, revolutionary in the veterinary field"*

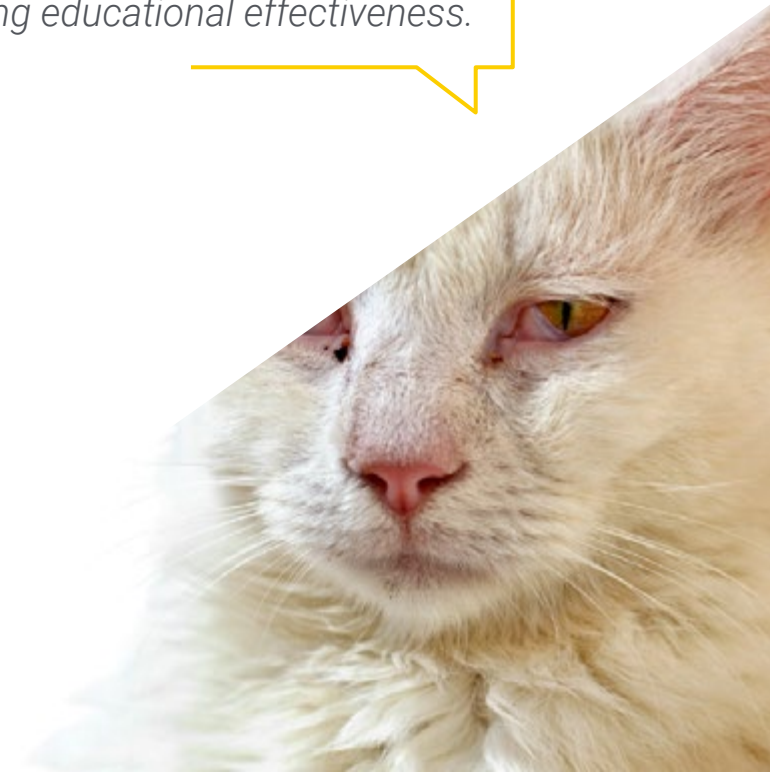
*A high-impact program that will give you the qualifications you need to act as an expert in this field of work.*

*Fully compatible with your daily life activities, it will allow you to learn in a constant and gradual way, at your own pace, without losing educational effectiveness.*

Its teaching staff includes professionals belonging to the field of Veterinary Medicine, who bring to this educational program the experience of their work, as well as renowned specialists from reference societies and prestigious universities.

The multimedia content, developed with the latest educational technology, will provide the professional with situated and contextual learning, i.e., a simulated environment that will provide immersive education programmed to learn in real situations.

This program is designed around Problem-Based Learning, whereby the professional must try to solve the different professional practice situations that arise throughout the program. For this purpose, the professional will be assisted by an innovative interactive video system created by renowned and experienced psychology experts.



# 02

# Objectives

The objective of this program is to provide veterinary medicine professionals with a high-quality resource that allows them to be fully up to date, integrating into their theoretical and practical knowledge the latest advances and developments in the treatment of small animals in the field of infectious diseases.





“

*The objective of this program is to offer the medical professional the most complete up-to-date information on viral diseases in cats, their diagnosis and treatment, from your computer and with total quality"*



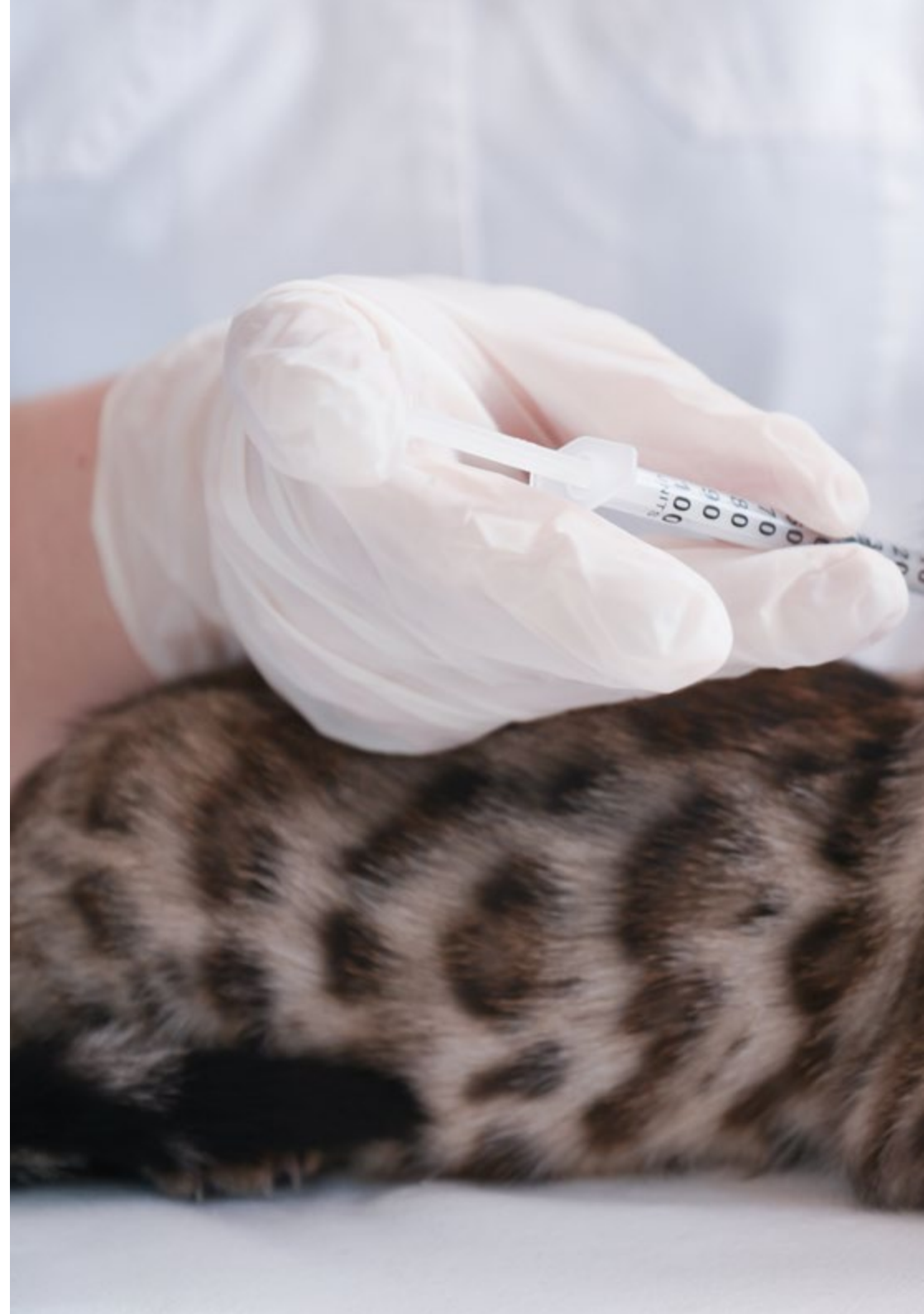
## General Objectives

---

- Analyze the most frequent clinical signs of viral diseases
- Establish the steps for a correct diagnosis and monitoring of the clinical evolution
- Determine the most effective therapies in each of the diseases, specific and supportive
- Generate specialized knowledge to carry out a correct follow-up of the feline patient with these diseases



*A path to achieve education and professional growth that will propel you towards a greater level of competitiveness in the employment market"*





## Specific Objectives

---

- ◆ Assess the possible routes of transmission and contagion of each disease
- ◆ Analyze the clinical manifestations of viral infections in cats
- ◆ Develop less typical presentations of some diseases
- ◆ Determine which diagnostic techniques are most appropriate and at what time of disease they should be done
- ◆ Clearly interpret laboratory results within a viral disease program
- ◆ Examine the complementary tests necessary to diagnose the infection, establish appropriate therapy and establish a prognosis for the patient
- ◆ Analyze the assessed treatments, their degree of efficacy, adverse effects as well as new therapeutic perspectives



03

# Course Management

The quality of the educational process has one of its pillars in the excellence of the teaching staff. For this reason, we choose our teachers from among the best in the most advanced countries in this field of work. Thanks to this, you will have the opportunity to learn from the best qualified professionals. Experts, who will put their real experience at the service of the program and who, in addition, have proven to have the best teaching qualifications. For the sake of quality, which is the hallmark of our identity.







“

*A teaching staff chosen from among the best in the industry, which will allow you to learn in a realistic way, with a complete, practical and current vision of the work in this field of veterinary medicine"*

## Management



### Ms. Pérez-Aranda Redondo, María

- Head of the Dermatology Service at Symbiosis Center of Veterinary Specialties. Veterinarian at North Aljarafe Veterinary Center
- Dermatology and Diagnostic Cytology Service Manager
- Veterinary clinic of the Canitas Veterinary Center in East Seville
- Responsible for the Dermatology and Cytological Diagnosis Service of all Canitas Veterinary Centers
- Honorary Collaborator of the Department of Animal Medicine and Surgery in Dermatology
- Collaborating Student of the Department of Animal Medicine and Surgery in Dermatology

## Professors

### Dr. Laura López Cubillo

- ◆ Degree in Veterinary Medicine, Complutense University Madrid
- ◆ Postgraduate course in Diagnostic Imaging in small animals by the CEU Cardenal Herrera University of Valencia
- ◆ Attendance to congresses, courses and conferences on Internal Medicine, Feline Medicine, Diagnostic Imaging and Emergency and Intensive Care at national level
- ◆ Currently, resident at the Diagnostic Imaging Service of the Complutense Veterinary Hospital of Madrid
- ◆ Responsible for the Emergency Department at Gattos Feline Clinical Center Hospital
- ◆ Resident in the Internal Medicine, Diagnostic Imaging and Emergency Department at Gattos Feline Clinical Center Hospital
- ◆ Rotating internship at Gattos Hospital Feline Clinical Center

### Dr. Juan Antonio Márquez Pérez

- ◆ Consultant veterinarian, interpretation of cytology and laboratory test results and laboratory tests, and management of analyzers in the Clinical Analytical Laboratory of Veterinaria - ACVLAB-, Valencia, Spain
- ◆ Degree in Veterinary Medicine from the University of Cordoba
- ◆ Higher Technician in Pathological Anatomy and Cytology at IES Ribera del Tajo, Talavera de la Reina, Spain
- ◆ Dermatological conferences. AVETO. Speaker Carlos Vich Cordón. Toledo
- ◆ Oncology in daily clinical practice with Ricardo Ruano Barneda and Nacho Molina Angulo. AVETO
- ◆ Speaker at the Conference on Cytology and its usefulness in daily clinical practice, AVETO in Toledo

### D. Melgarejo Torres, Cristian David

- ◆ University Professor Technical University of Marketing and Development. Department of Veterinary Sciences. San Lorenzo, Paraguay
- ◆ AGROFIELD S.R.L. Clinical and surgical care to dogs and cats. Branch Manager
- ◆ Veterinary Doctor. National University of Asuncion
- ◆ Professional Master's Degree in Animal and Veterinary Sciences. University of Chile
- ◆ PhD student Autonomous University of Barcelona
- ◆ Processing of COVID-19 Samples. National Animal Health and Quality Service (SENACSA)



*The leading professionals in the field have come together to offer you the most comprehensive knowledge in this field, so that you can develop with total guarantees of success"*

# 04

# Structure and Content

This program has been designed with a specific teaching model that successfully combines the intensity of a comprehensive and complete study with a highly flexible way of learning. A knowledge journey that addresses each and every field of professional development that the veterinarian needs in the field of small animal infectious diseases.







“

*A unique teaching model that reconciles distance education with practical learning, allowing the professionals to progress in their healthcare capacity by studying with the best teaching program on the online market"*

## Module 1. Infectious Diseases in the Feline Species (I). Viral

- 1.1. Feline Leukemia Virus (FeLV). Epidemiology and Etiology
  - 1.1.1. Situation in Europe and Latin America
  - 1.1.2. Etiopathogenesis and its Relation to Diagnosis
  - 1.1.3. Clinical Manifestations
- 1.2. Feline Leukemia Virus. Clinical Manifestations and Treatments
  - 1.2.1. Associated Pathologies
  - 1.2.2. Current Treatments. Evidence and Experience
- 1.3. Feline Immunodeficiency Virus (FIV)
  - 1.3.1. Etiopathogenesis
  - 1.3.2. Clinical Signs
  - 1.3.3. Diagnosis
  - 1.3.4. Diseases Associated with FIV Infection
  - 1.3.5. Current Treatments
- 1.4. Feline Coronavirus (FCoV) and Feline Infectious Peritonitis (FIP)
  - 1.4.1. Feline Coronavirus. Epidemiology, Etiopathogenesis and Clinical Signs
  - 1.4.2. Pathogenesis of Feline Infectious Peritonitis (FIP)
  - 1.4.3. Clinical Presentations. Signs and Forms
- 1.5. Feline Infectious Peritonitis (FIP)
  - 1.5.1. Diagnosis: Combining Clinical and Techniques
  - 1.5.2. Supportive and Experimental Therapies
- 1.6. Feline Herpesvirus (FHV)
  - 1.6.1. Epidemiology
  - 1.6.2. Pathogenesis and its Relationship to Clinical Signs
  - 1.6.3. Clinical and Laboratory Diagnosis
  - 1.6.4. Supportive and Antiviral Treatments
- 1.7. Feline Calicivirus (FCV)
  - 1.7.1. Epidemiology
  - 1.7.2. Pathogenesis
  - 1.7.3. Clinical Pictures Associated with FCV and Systemic Virulent Calicivirus (SV-CVF)
  - 1.7.4. Laboratory Diagnosis
  - 1.7.5. Treatment of FCV-Associated Conditions
  - 1.7.6. Supportive Treatment of FCV-VS Infection







- 1.8. Feline Parvovirus (FPV)
  - 1.8.1. Epidemiology
  - 1.8.2. Etiopathogenesis and its Relationship to Clinical Signs
  - 1.8.3. Laboratory Diagnosis
  - 1.8.4. Supportive Treatment of Feline Panleukopenia
- 1.9. Rabies in Cats
  - 1.9.1. Epidemiology. Current Situation in Europe and Latin America
  - 1.9.2. Pathogenesis and Clinical Pictures
  - 1.9.3. Laboratory Diagnosis
  - 1.9.4. Treatment and Prevention
- 1.10. Other Viruses Affecting Cats
  - 1.10.1. Feline Spumavirus
  - 1.10.2. Papillomatosis
  - 1.10.3. Cowpox
  - 1.10.4. Morbillivirus
  - 1.10.5. Pseudorabies
  - 1.10.6. Avian Influenza (H3N2)
  - 1.10.7. SARS-CoV-2



*This program will allow you to advance in your career comfortably"*

# 05 Methodology

This academic program offers students a different way of learning. Our methodology uses a cyclical learning approach: **Relearning**.

This teaching system is used, for example, in the most prestigious medical schools in the world, and major publications such as the **New England Journal of Medicine** have considered it to be one of the most effective.







“

*Discover Relearning, a system that abandons conventional linear learning, to take you through cyclical teaching systems: a way of learning that has proven to be extremely effective, especially in subjects that require memorization"*

## At TECH we use the Case Method

What should a professional do in a given situation? Throughout the program you will be presented with multiple simulated clinical cases based on real patients, where you will have to investigate, establish hypotheses and, finally, resolve the situation. There is an abundance of scientific evidence on the effectiveness of the method. Specialists learn better, faster, and more sustainably over time.

*With TECH you will experience a way of learning that is shaking the foundations of traditional universities around the world.*



According to Dr. Gérvas, the clinical case is the annotated presentation of a patient, or group of patients, which becomes a "case", an example or model that illustrates some peculiar clinical component, either because of its teaching power or because of its uniqueness or rarity. It is essential that the case is based on current professional life, in an attempt to recreate the actual conditions in a veterinarian's professional practice.



“

*Did you know that this method was developed in 1912, at Harvard, for law students? The case method consisted of presenting students with real-life, complex situations for them to make decisions and justify their decisions on how to solve them. In 1924, Harvard adopted it as a standard teaching method”*

The effectiveness of the method is justified by four fundamental achievements:

1. Veterinarians who follow this method not only manage to assimilate concepts, but also develop their mental capacity through exercises to evaluate real situations and knowledge application
2. Learning is solidly translated into practical skills that allow the student to better integrate into the real world.
3. Ideas and concepts are understood more efficiently, given that the example situations are based on real-life.
4. The feeling that the effort invested is effective becomes a very important motivation for veterinarians, which translates into a greater interest in learning and an increase in the time dedicated to working on the course.



## Relearning Methodology

At TECH we enhance the case method with the best 100% online teaching methodology available: Relearning.

This university is the first in the world to combine the study of clinical cases with a 100% online learning system based on repetition, combining a minimum of 8 different elements in each lesson, a real revolution with respect to the mere study and analysis of cases.



*Veterinarians will learn through real cases and by resolving complex situations in simulated learning environments. These simulations are developed using state-of-the-art software to facilitate immersive learning.*



At the forefront of world teaching, the Relearning method has managed to improve the overall satisfaction levels of professionals who complete their studies, with respect to the quality indicators of the best online university (Columbia University).

With this methodology more than 65,000 veterinarians have been trained with unprecedented success in all clinical specialties, regardless of the surgical load. Our teaching method is developed in a highly demanding environment, where the students have a high socio-economic profile and an average age of 43.5 years.

*Relearning will allow you to learn with less effort and better performance, involving you more in your training, developing a critical mindset, defending arguments, and contrasting opinions: a direct equation for success.*

In our program, learning is not a linear process, but rather a spiral (learn, unlearn, forget, and re-learn). Therefore, we combine each of these elements concentrically.

The overall score obtained by TECH's learning system is 8.01, according to the highest international standards.



This program offers the best educational material, prepared with professionals in mind:



#### Study Material

All teaching material is produced by the specialists who teach the course, specifically for the course, so that the teaching content is highly specific and precise.

These contents are then applied to the audiovisual format, to create the TECH online working method. All this, with the latest techniques that offer high quality pieces in each and every one of the materials that are made available to the student.



#### Latest Techniques and Procedures on Video

TECH introduces students to the latest techniques, the latest educational advances and to the forefront of current and procedures of veterinary techniques. All of this in direct contact with students and explained in detail so as to aid their assimilation and understanding. And best of all, you can watch the videos as many times as you like.



#### Interactive Summaries

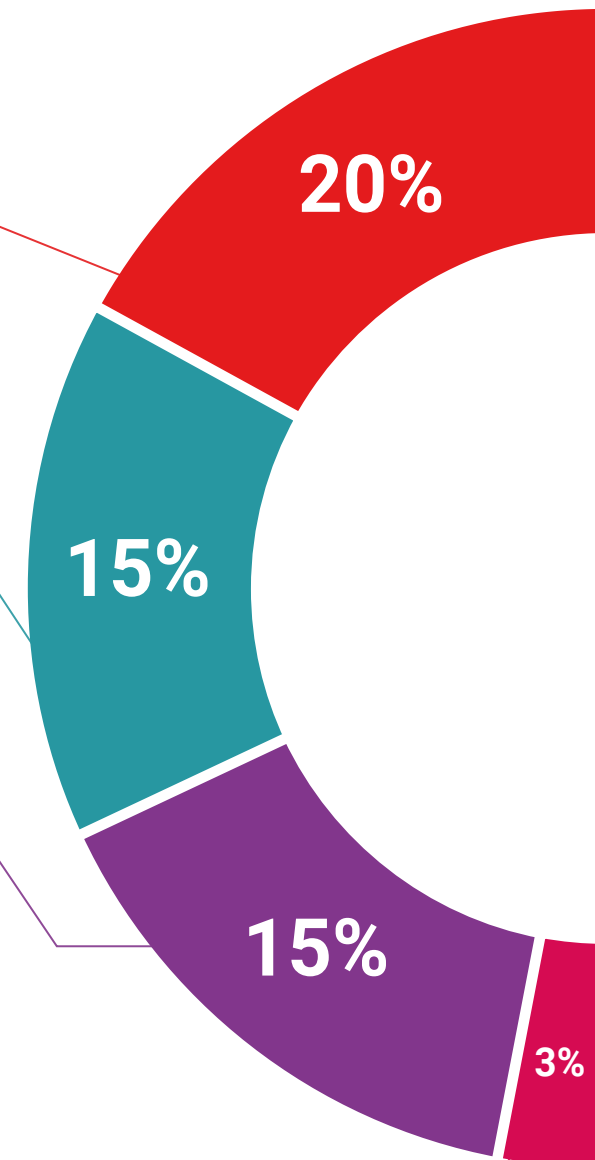
The TECH team presents the contents attractively and dynamically in multimedia lessons that include audio, videos, images, diagrams, and concept maps in order to reinforce knowledge.

This exclusive educational system for presenting multimedia content was awarded by Microsoft as a "European Success Story".



#### Additional Reading

Recent articles, consensus documents and international guidelines, among others. In TECH's virtual library, students will have access to everything they need to complete their course.





#### Expert-Led Case Studies and Case Analysis

Effective learning ought to be contextual. Therefore, TECH presents real cases in which the expert will guide students, focusing on and solving the different situations: a clear and direct way to achieve the highest degree of understanding.



#### Testing & Retesting

We periodically evaluate and re-evaluate students' knowledge throughout the program, through assessment and self-assessment activities and exercises, so that they can see how they are achieving their goals.



#### Classes

There is scientific evidence suggesting that observing third-party experts can be useful.

Learning from an Expert strengthens knowledge and memory, and generates confidence in future difficult decisions.



#### Quick Action Guides

TECH offers the most relevant contents of the course in the form of worksheets or quick action guides. A synthetic, practical, and effective way to help students progress in their learning.





# 06 Certificate

The Postgraduate Certificate in Feline Viral Diseases guarantees students, in addition to the most rigorous and up-to-date education, access to a Postgraduate Certificate issued by TECH Technological University.





“

*Successfully complete this program and receive your university qualification without having to travel or fill out laborious paperwork"*

This **Postgraduate Certificate in Feline Viral Diseases** contains the most complete and up-to-date scientific program on the market.

After the student has passed the assessments, they will receive their corresponding **Postgraduate Certificate** issued by **TECH Technological University** via tracked delivery\*.

The certificate issued by **TECH Technological University** will reflect the qualification obtained in the Postgraduate Certificate, and meets the requirements commonly demanded by labor exchanges, competitive examinations, and professional career evaluation committees.

Title: **Postgraduate Certificate in Feline Viral Diseases**

Official N° of hours: **150 h.**



\*Apostille Convention. In the event that the student wishes to have their paper certificate issued with an apostille, TECH EDUCATION will make the necessary arrangements to obtain it, at an additional cost.

future  
health confidence people  
education information tutors  
guarantee accreditation teaching  
institutions technology learning  
community commitment  
personalized service innovation  
knowledge present  
development language  
classroom



## Postgraduate Certificate Feline Viral Diseases

- » Modality: online
- » Duration: 6 weeks
- » Certificate: TECH Technological University
- » Dedication: 16h/week
- » Schedule: at your own pace
- » Exams: online

# Postgraduate Certificate Feline Viral Diseases

