

# Postgraduate Certificate Feline Neurology





## Postgraduate Certificate Feline Neurology

- » Modality: online
- » Duration: 6 weeks
- » Certificate: TECH Technological University
- » Dedication: 16h/week
- » Schedule: at your own pace
- » Exams: online

Website: [www.techtitute.com/us/veterinary-medicine/postgraduate-certificate/feline-neurology](http://www.techtitute.com/us/veterinary-medicine/postgraduate-certificate/feline-neurology)

# Index

01

Introduction

---

*p. 4*

02

Objectives

---

*p. 8*

03

Course Management

---

*p. 12*

04

Structure and Content

---

*p. 18*

05

Methodology

---

*p. 22*

06

Certificate

---

*p. 30*

# 01

# Introduction

Feline neurology is one of the most demanding fields of care for the veterinary specialist. On many occasions, the diagnosis can be difficult, because the signs are non-specific and there are a multitude of neurological pathologies that the veterinarian must master. This Postgraduate Certificate delves into the advances to perform the clinical approach to feline patients with pathologies that affect the nervous system. A unique and essential education for the veterinarian, which stands out for the quality of its contents and its excellent teaching staff, made up of specialists of high prestige and experience in the treatment of feline patients with neurological pathologies.





“

*With this high-level Postgraduate Certificate, you will update your neurological examination procedures in the feline patient”*

Given the importance of Feline Neurology in the daily work of the veterinary specialist with these patients, the program begins by developing in a first part the neurological examination, key to determine the location of the problem. Thus, the appropriate complementary tests will be selected to establish a differential diagnosis, with the most advisable therapeutic options.

This perspective will help the specialist to take a more exhaustive approach to the most frequent cases in daily practice. The whole process related to vestibular pathologies, epileptiform seizures and management of the neurological patient in the emergency department, creating specific protocols according to the specific case.

All this in a convenient 100% online format that guarantees maximum flexibility for the veterinarian. The content is available in the virtual classroom from the first day of the program and can be downloaded from any device with an internet connection. Thus, it will be possible to combine this Postgraduate Certificate with the most demanding daily activities and responsibilities.

The **Postgraduate Certificate in Feline Neurology** contains the most complete and up-to-date scientific program on the market. Its most notable features are:

- The development of case studies presented by experts in Feline Medicine and Surgery
- The graphic, schematic, and practical contents with which they are created, provide scientific and practical information on the disciplines that are essential for professional practice
- Practical exercises where self-assessment can be used to improve learning
- Its special emphasis on innovative methodologies
- Theoretical lessons, questions for experts and individual reflection work
- Content that is accessible from any fixed or portable device with an Internet connection



*Combine your studies and professional work with this complete online program, which will allow you to study wherever and whenever you want"*

“

*Learn about the latest advances in Feline Neurology with this Postgraduate Certificate. It's the perfect opportunity to advance your career"*

*This program has the best didactic material, which will enable a contextual study that will facilitate your learning.*

*Incorporate the latest techniques in spinal and intracranial surgery into your surgical procedures.*

The program includes, in its teaching staff, professionals from the sector who bring to this training the experience of their work, in addition to recognized specialists from prestigious reference societies and universities.

The multimedia content, developed with the latest educational technology, will provide the professional with situated and contextual learning, i.e., a simulated environment that will provide immersive education programmed to learn in real situations.

This program is designed around Problem-Based Learning, whereby the professional must try to solve the different professional practice situations that arise during the academic year. For this purpose, the student will be assisted by an innovative interactive video system created by renowned and experienced experts.

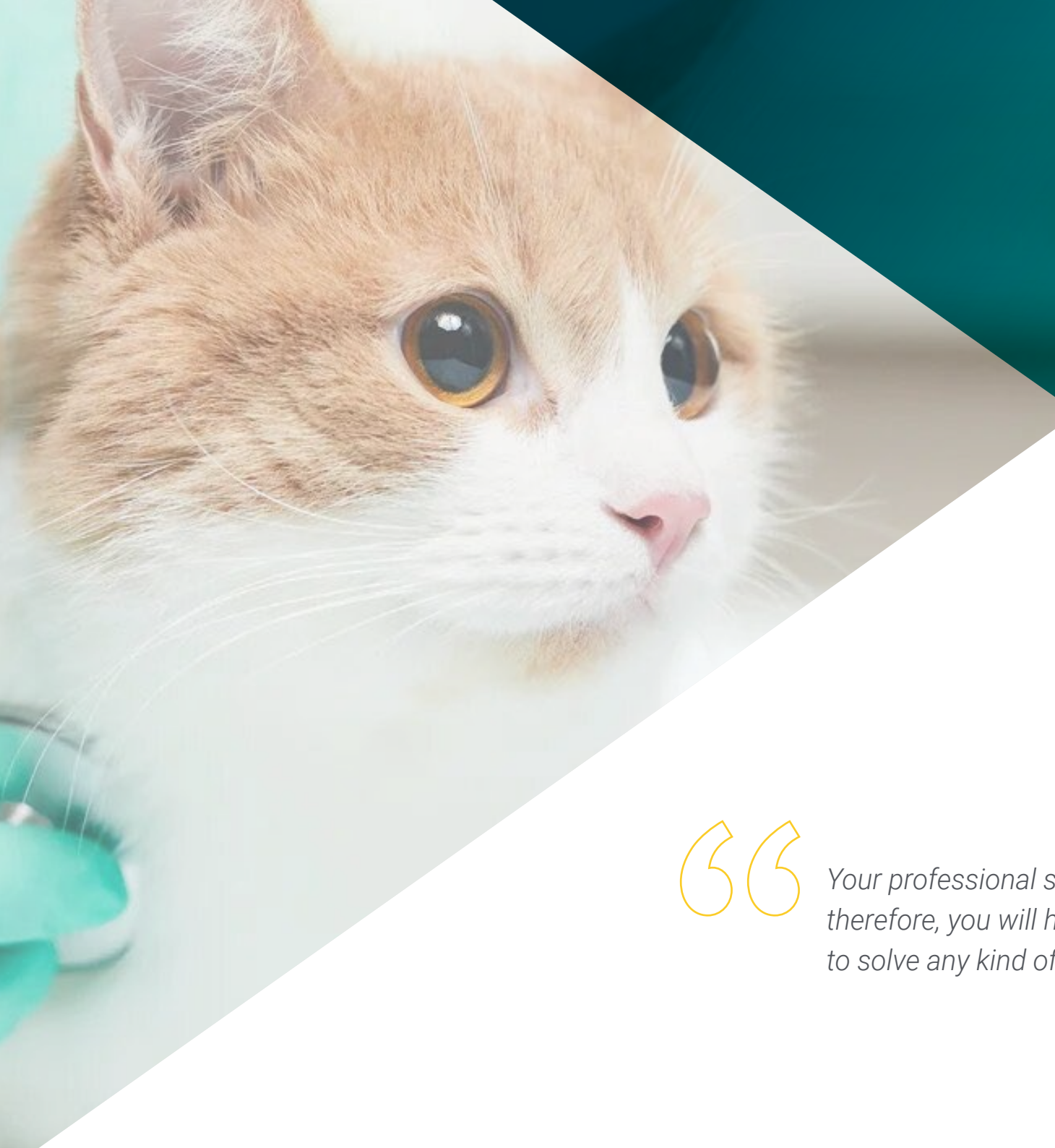


# 02 Objectives

TECH's main objective in offering specific education in the veterinary field, is that professionals are able to care for animals with full guarantees of success. Therefore, this program contains fully updated information and in which you can find the latest practices regarding Feline Neurology. The contextualization of the contents through numerous practical examples means that this knowledge can be incorporated on the fly into the professional's daily practice.







“

*Your professional success is TECH's success and, therefore, you will have all the assistance possible to solve any kind of doubt that may arise"*



## General Objectives

---

- ◆ Perform a complete and methodical neurological examination
- ◆ Locate a lesion in the nervous system
- ◆ Establish the most probable differential diagnoses and the definitive diagnosis
- ◆ Treat specific processes
- ◆ Establish standardized protocols in the ED



*Join the world's largest online  
academic institution"*





## Specific Objectives

---

- ◆ Perform a complete neurological examination
- ◆ Locate a lesion in the nervous system
- ◆ Establish differential diagnoses based on our exam
- ◆ Determine a diagnostic protocol based on our differentials
- ◆ Give a prognosis
- ◆ Develop the systemic pathologies that cause neurological lesions
- ◆ Differentiate between central and peripheral vestibular syndrome
- ◆ Examine the protocol of action in different neurological emergencies
- ◆ Know the possible causes of epileptiform seizures in cats

# 03

## Course Management

The program includes in its teaching staff reference experts in Feline Neurology, who bring to this program the experience of their work over the years in various prestigious centers. Their practical vision enriches all the content of the program, giving the necessary context to all the theoretical material provided, therefore making the academic experience much more rewarding and enriching.





“

*This is your opportunity to update your knowledge in Feline Neurology, supported by the most expert professionals in the field"*

## International Guest Director

Dr. Karen Perry has become one of the most prominent professionals in the world of veterinary medicine. Specialized in small animal orthopedics, her prestige lies in her constant work in this area, where she has passionately devoted herself to finding the most effective treatments to reduce the complication rates associated with common orthopedic procedures.

Her work has focused especially on Feline Orthopedics and Minimally Invasive Osteosynthesis, areas that have allowed her to occupy positions of high responsibility. In this way, she has successfully served as Head of the Small Animal Surgery Department and as an associate professor at Michigan State University. In this sense, throughout her long professional career, Perry has perfectly combined the clinical facet with teaching at higher academic institutions.

Thanks to her communication skills, she not only brings the content to the students in an attractive way, but also disseminates scientific advances in her field at national and international congresses in her specialty. She is also the author of numerous publications in veterinary literature and is positioned as a leading voice in her field, which has led her to participate in interviews where she encourages constant updating by professionals and the active participation of women in Veterinary Orthopedics. At the same time, she brings scientific and clinical progress closer to the general public through different digital communication channels.



## Dr. Perry, Karen

---

- Head of the Small Animal Surgery Department at the Michigan State University
- Veterinary Medical Center.
- Professor at Michigan State University
- Professor of Veterinary Medicine at Royal Veterinary College
- Veterinarian at The Royal (Dick) Veterinary Studies
- Member of: : European College of Veterinary Surgeons

“

*Thanks to TECH you will be able to learn with the best professionals in the world"*

## Management



### Dr. Mayo Robles, Pedro Pablo

- ♦ Co-owner and head of the Internal Medicine Service of the Veterinary Hospital Nacho Menes, in Gijón
- ♦ Veterinarian at the Reference Center San Vicente del Raspeig, in Alicante
- ♦ Clinical veterinarian at the Quirurgical Veterinary Center Alfonso Chico in La Coruña
- ♦ Responsible for the accreditation of Nacho Menes Veterinary Hospital as "Cat friendly clinic gold level by the ISFM"
- ♦ Bachelor and graduate in Veterinary Medicine, specializing in Animal Medicine and Health, from the Faculty of Veterinary Medicine of the University of León

## Professors

### Dr. Campos Medina, Antonio

- ♦ Head of the Neurology-Neurosurgery service of the Veterinary Hospital Les Alfàbegues, in Valencia
- ♦ Head of the Neurology-Neurosurgery Service of the Veterinary Hospital Aitana, in Valencia
- ♦ Co-responsible for the Neurology Service of the Veterinary Hospital of the Veterinary Faculty UCH-CEU Valencia
- ♦ Associate Professor of Neurology Faculty of Veterinary Medicine UCH-CEU Valencia
- ♦ Degree in Veterinary Medicine from the University of Zaragoza 2000
- ♦ Postgraduate ESAVS Neurology in Bern, Switzerland





# 04

## Structure and Content

In order to guarantee the maximum efficiency of all the contents of the program, TECH has used the *relearning* pedagogical methodology in the elaboration of this Postgraduate Certificate. In this way, the veterinary specialist assimilates the neurological concepts and procedures in a progressive and natural way, without having to invest a great deal of study hours. In addition, the large amount of supplementary material in the form of detailed videos, real clinical cases and additional readings make the update much more comprehensive.





“

*Incorporate the most important neurological developments for feline patients into your daily practice”*

## Module 1. Neurology in Feline Patients

- 1.1. Neuroanatomy
  - 1.1.1. Embryonic Development of the Nervous System
  - 1.1.2. Parts of the Nervous System
  - 1.1.3. NMS/NMI
- 1.2. Neurological Examination in the Cat
  - 1.2.1. Necessary Material for a Correct Neurological Examination
  - 1.2.2. Anamnesis and Clinical History
  - 1.2.3. Mental Status, Posture and Gait
  - 1.2.4. Cranial Nerves
  - 1.2.5. Postural Reactions
  - 1.2.6. Spinal Reflexes
  - 1.2.7. Nociception
- 1.3. Neurolocalization
  - 1.3.1. Clinical Signs Associated with Thalamo-cortical Lesions
  - 1.3.2. Clinical Signs Associated with lesions in the Brainstem
  - 1.3.3. Clinical Signs Associated with Cerebellar Lesions
  - 1.3.4. Clinical Signs Associated with Spinal Cord Injuries
  - 1.3.5. Clinical Signs Associated with PNS Lesions
- 1.4. Differential Diagnosis and Complementary Tests
  - 1.4.1. Vitamin D
    - 1.4.1.1. Laboratory Diagnosis
    - 1.4.1.2. Radiography
    - 1.4.1.3. Myelography
    - 1.4.1.4. TC/ Magnetic Resonance
    - 1.4.1.5. Electrophysiology
    - 1.4.1.6. CSF Extraction and Study
- 1.5. Epileptiform Seizures
  - 1.5.1. Diagnostic Protocol
  - 1.5.2. Idiopathic Epilepsy
  - 1.5.3. Treatment





- 1.6. Feline Vestibular Disease
  - 1.6.1. Vestibular System Anatomy
  - 1.6.2. Acute Vestibular Syndrome
  - 1.6.3. Central Vestibular Syndrome
  - 1.6.4. Bilateral Vestibular Syndrome
- 1.7. Spinal cord Diseases
  - 1.7.1. Inflammatory/ Infectious Myelopathy
  - 1.7.2. Vascular Myelopathies
  - 1.7.3. Metabolic Myelopathies
  - 1.7.4. Neoplasms
- 1.8. Metabolic Myelopathies in Cats
  - 1.8.1. Infectious/Inflammatory Encephalopathies
  - 1.8.2. Metabolic Encephalopathy
  - 1.8.3. Neoplasms
- 1.9. Neurological Emergencies
  - 1.9.1. Cranioencephalic Trauma
  - 1.9.2. Spinal Cord Trauma
  - 1.9.3. Status Epilepticus
  - 1.9.4. Neurotoxicants
- 1.10. Surgical Procedures
  - 1.10.1. Anesthesia and Analgesia in Neurological Patients
  - 1.10.2. Neurosurgery
  - 1.10.3. Spinal Surgery
  - 1.10.4. Intracranial Surgery



*This specialization will allow you to advance your career in a comfortable and fast way"*

# 05 Methodology

This academic program offers students a different way of learning. Our methodology uses a cyclical learning approach: **Relearning**.

This teaching system is used, for example, in the most prestigious medical schools in the world, and major publications such as the **New England Journal of Medicine** have considered it to be one of the most effective.





“

*Discover Relearning, a system that abandons conventional linear learning, to take you through cyclical teaching systems: a way of learning that has proven to be extremely effective, especially in subjects that require memorization"*

## At TECH we use the Case Method

What should a professional do in a given situation? Throughout the program you will be presented with multiple simulated clinical cases based on real patients, where you will have to investigate, establish hypotheses and, finally, resolve the situation. There is an abundance of scientific evidence on the effectiveness of the method. Specialists learn better, faster, and more sustainably over time.

*With TECH you will experience a way of learning that is shaking the foundations of traditional universities around the world.*



According to Dr. Gervas, the clinical case is the annotated presentation of a patient, or group of patients, which becomes a "case", an example or model that illustrates some peculiar clinical component, either because of its teaching power or because of its uniqueness or rarity. It is essential that the case is based on current professional life, in an attempt to recreate the actual conditions in a veterinarian's professional practice.



“

*Did you know that this method was developed in 1912, at Harvard, for law students? The case method consisted of presenting students with real-life, complex situations for them to make decisions and justify their decisions on how to solve them. In 1924, Harvard adopted it as a standard teaching method”*

The effectiveness of the method is justified by four fundamental achievements:

1. Veterinarians who follow this method not only manage to assimilate concepts, but also develop their mental capacity through exercises to evaluate real situations and knowledge application
2. Learning is solidly translated into practical skills that allow the student to better integrate into the real world.
3. Ideas and concepts are understood more efficiently, given that the example situations are based on real-life.
4. The feeling that the effort invested is effective becomes a very important motivation for veterinarians, which translates into a greater interest in learning and an increase in the time dedicated to working on the course.



## Relearning Methodology

At TECH we enhance the case method with the best 100% online teaching methodology available: Relearning.

This university is the first in the world to combine the study of clinical cases with a 100% online learning system based on repetition, combining a minimum of 8 different elements in each lesson, a real revolution with respect to the mere study and analysis of cases.



*Veterinarians will learn through real cases and by resolving complex situations in simulated learning environments. These simulations are developed using state-of-the-art software to facilitate immersive learning.*

At the forefront of world teaching, the Relearning method has managed to improve the overall satisfaction levels of professionals who complete their studies, with respect to the quality indicators of the best online university (Columbia University).

With this methodology more than 65,000 veterinarians have been trained with unprecedented success in all clinical specialties, regardless of the surgical load. Our teaching method is developed in a highly demanding environment, where the students have a high socio-economic profile and an average age of 43.5 years.


*Relearning will allow you to learn with less effort and better performance, involving you more in your training, developing a critical mindset, defending arguments, and contrasting opinions: a direct equation for success.*

In our program, learning is not a linear process, but rather a spiral (learn, unlearn, forget, and re-learn). Therefore, we combine each of these elements concentrically.

The overall score obtained by TECH's learning system is 8.01, according to the highest international standards.



This program offers the best educational material, prepared with professionals in mind:



### Study Material

All teaching material is produced by the specialists who teach the course, specifically for the course, so that the teaching content is highly specific and precise.

These contents are then applied to the audiovisual format, to create the TECH online working method. All this, with the latest techniques that offer high quality pieces in each and every one of the materials that are made available to the student.



### Latest Techniques and Procedures on Video

TECH introduces students to the latest techniques, the latest educational advances and to the forefront of current and procedures of veterinary techniques. All of this in direct contact with students and explained in detail so as to aid their assimilation and understanding. And best of all, you can watch the videos as many times as you like.



### Interactive Summaries

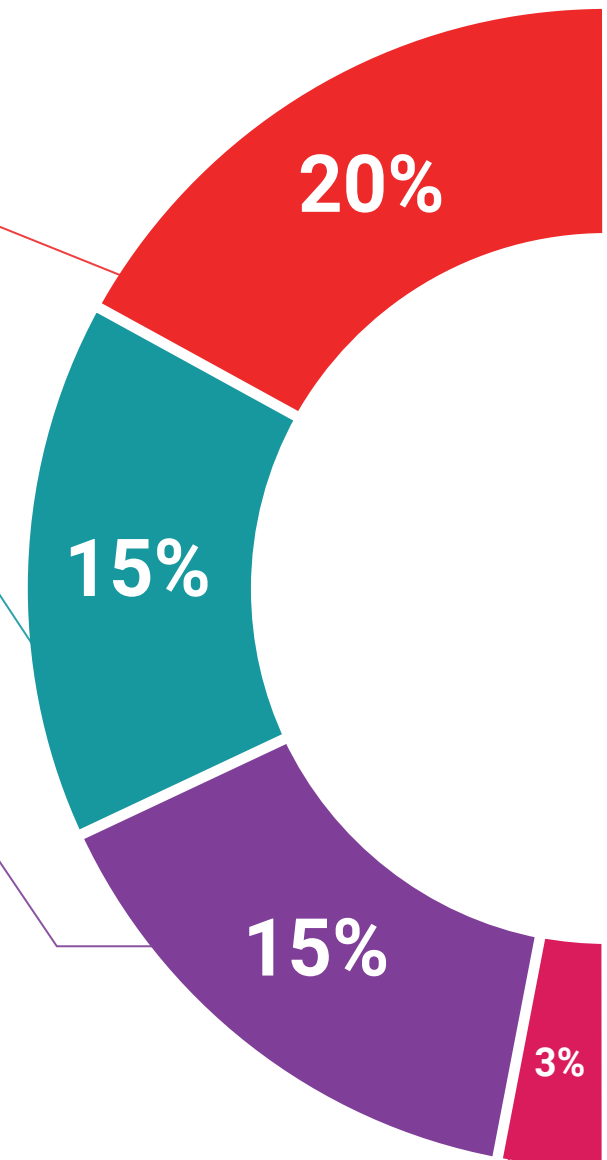
The TECH team presents the contents attractively and dynamically in multimedia lessons that include audio, videos, images, diagrams, and concept maps in order to reinforce knowledge.

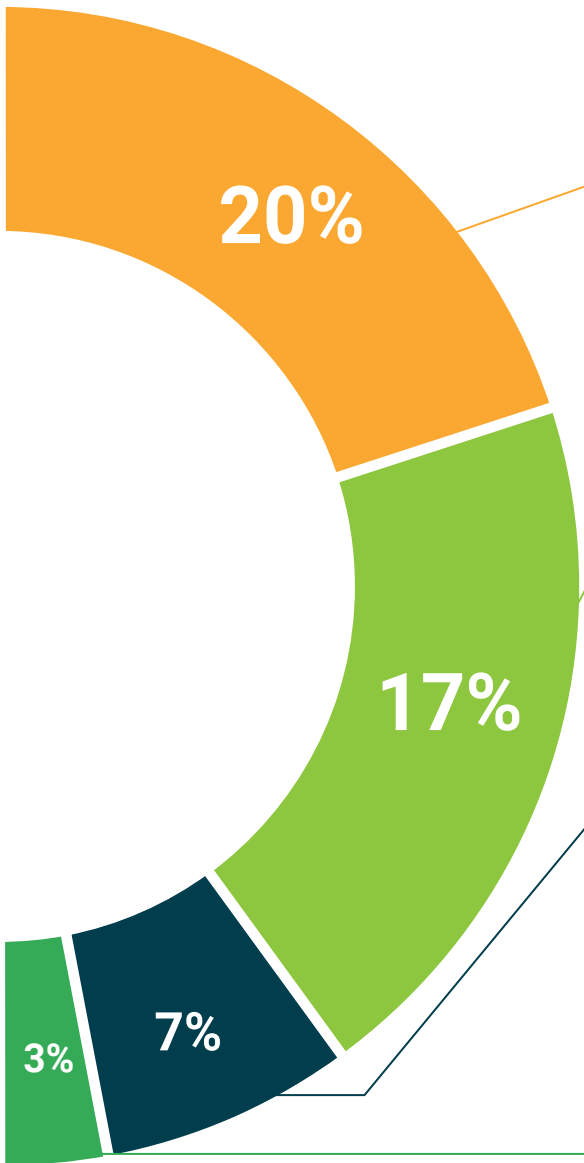
This exclusive educational system for presenting multimedia content was awarded by Microsoft as a "European Success Story".



### Additional Reading

Recent articles, consensus documents and international guidelines, among others. In TECH's virtual library, students will have access to everything they need to complete their course.





#### Expert-Led Case Studies and Case Analysis

Effective learning ought to be contextual. Therefore, TECH presents real cases in which the expert will guide students, focusing on and solving the different situations: a clear and direct way to achieve the highest degree of understanding.



#### Testing & Retesting

We periodically evaluate and re-evaluate students' knowledge throughout the program, through assessment and self-assessment activities and exercises, so that they can see how they are achieving their goals.



#### Classes

There is scientific evidence suggesting that observing third-party experts can be useful.  
Learning from an Expert strengthens knowledge and memory, and generates confidence in future difficult decisions.



#### Quick Action Guides

TECH offers the most relevant contents of the course in the form of worksheets or quick action guides. A synthetic, practical, and effective way to help students progress in their learning.



# 06 Certificate

The Postgraduate Certificate in Feline Neurology guarantees students, in addition to the most rigorous and up-to-date education, access to a Postgraduate Certificate issued by TECH Technological University.



“

*Successfully complete this program and receive your university qualification without having to travel or fill out laborious paperwork”*

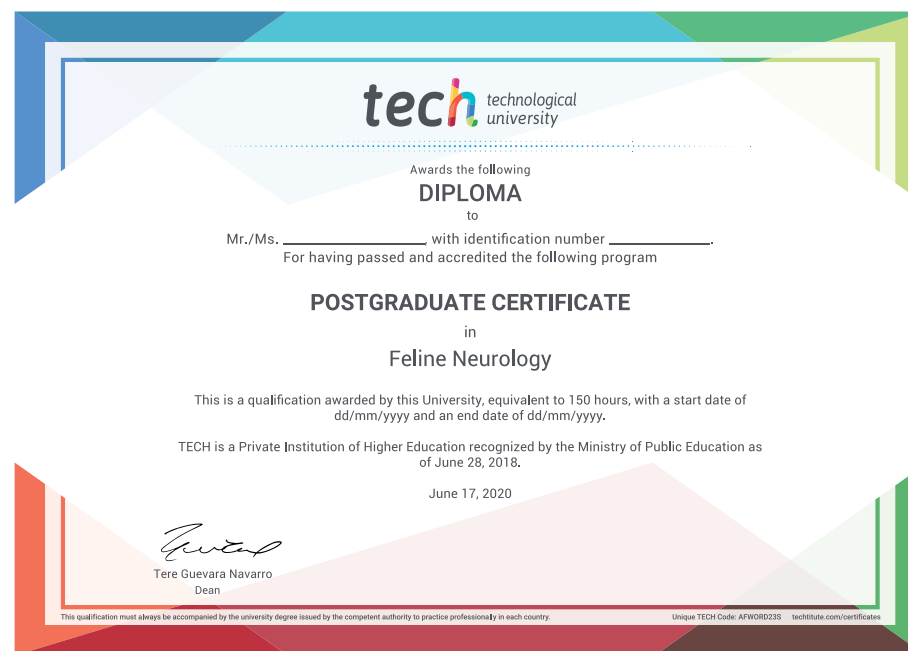
This **Postgraduate Certificate in Feline Neurology** contains the most complete and up-to-date scientific program on the market.

After the student has passed the assessments, they will receive their corresponding **Postgraduate Certificate** issued by **TECH Technological University** via tracked delivery\*.

The diploma issued by **TECH Technological University** will reflect the qualification obtained in the Postgraduate Certificate, and meets the requirements commonly demanded by labor exchanges, competitive examinations and professional career evaluation committees.

Title: **Postgraduate Certificate in Feline Neurology**

Official N° of hours: **150 h.**



\*Apostille Convention. In the event that the student wishes to have their paper diploma issued with an apostille, TECH EDUCATION will make the necessary arrangements to obtain it, at an additional cost.



future  
health confidence people  
education information tutors  
guarantee accreditation teaching  
institutions technology learning  
community commitment  
personalized service innovation  
knowledge present  
development language  
virtual classroom



## Postgraduate Certificate Feline Neurology

- » Modality: online
- » Duration: 6 weeks
- » Certificate: TECH Technological University
- » Dedication: 16h/week
- » Schedule: at your own pace
- » Exams: online

# Postgraduate Certificate Feline Neurology

