

# Postgraduate Certificate Feline Dermatology





## Postgraduate Certificate Feline Dermatology

- » Modality: online
- » Duration: 6 weeks
- » Certificate: TECH Technological University
- » Dedication: 16h/week
- » Schedule: at your own pace
- » Exams: online

Website: [www.techtitute.com/us/veterinary-medicine/postgraduate-certificate/feline-dermatology](http://www.techtitute.com/us/veterinary-medicine/postgraduate-certificate/feline-dermatology)

# Index

01

Introduction

---

*p. 4*

02

Objectives

---

*p. 8*

03

Course Management

---

*p. 12*

04

Structure and Content

---

*p. 18*

05

Methodology

---

*p. 22*

06

Certificate

---

*p. 30*

# 01

# Introduction

Skin alterations in cats are one of the most frequent reasons for consulting a veterinary clinic. The specialist who receives patients with these ailments must recognize the primary and secondary diseases that affect this organ, in order to detect the root systemic problem that generates the dermatological pathology. In order to address this situation in depth, TECH has brought together a team of veterinary experts in the management of feline patients, with extensive experience in dermatological treatments. This Postgraduate Certificate is the result of a single educational program that brings together the main advances in parasitosis, bacterial infections, hypersensitivity disorders and other dermatological pathologies about which the veterinary specialist must be informed.





“

*Delve into a syllabus that ranges from dermatological patterns and differential diagnosis in felines to hormonal diseases, eosinophilic complex and bacterial infections in cats”*

Since the skin is a mirror of the physical and mental health of the feline patient, an extensive, up-to-date and comprehensive knowledge of the skin benefits the veterinary specialist in their daily work. The exhaustive exploration of this organ can reveal an early diagnosis of other ailments and pathologies, enabling a much more effective and rapid response to the assigned treatment.

Likewise, the veterinarian should not stop at mere skin lesions, but go further and delve into the dermatological pathologies of the feline species. Many of these ailments are extrapolated, erroneously, from canine patients, which leads to professional malpractice. By analyzing the dermatological patterns of the feline patient and the tools available to tackle numerous complications, a much more exhaustive and comprehensive knowledge of the most up-to-date procedures is obtained.

In addition, this Postgraduate Certificate has the quality endorsement of being supported by a teaching team made up of experts in Feline Dermatology. Their personal experience at the head of veterinary clinics and Dermatology fields gives them an essential practical vision to all the contents, so that the specialist can start applying them as they go, even before finishing the program.

A 100% online program that focuses on the most current needs and demands in the field of Feline Medicine and Surgery, with an in-depth study of all the most current dermatological issues. The contents are available from the first day of the program, which means that they can be downloaded from any device with an internet connection. Thus, the specialist will be able to combine this Postgraduate Certificate with their most demanding professional or personal responsibilities.

This **Postgraduate Certificate in Feline Dermatology** contains the most complete and up-to-date scientific program on the market. The most important features include:

- ◆ The development of case studies presented by experts in Feline Medicine and Surgery
- ◆ The graphic, schematic, and practical contents with which they are created, provide scientific and practical information on the disciplines that are essential for professional practice
- ◆ Practical exercises where the self-assessment process can be carried out to improve learning
- ◆ Its special emphasis on innovative methodologies
- ◆ Theoretical lessons, questions for experts and individual reflection work
- ◆ Content that is accessible from any fixed or portable device with an Internet connection



*Include in your daily practice the main advances in Feline Dermatology and maintain your high level of professional practice based on the most recent scientific postulates"*



*You will discover a compendium of high quality theoretical and practical material, reinforced with topics dedicated to ticks, mites, arthropods and other parasites that attack the feline's skin"*

*You will be brought up to date by the best professionals in the sector, with years of experience in the treatment of all types of dermatological ailments.*

*You will be able to decide where, when and how to take on the entire course load, as the virtual classroom will be available 24 hours a day.*

The program's teaching staff includes professionals from sector who contribute their work experience to this training program, as well as renowned specialists from leading societies and prestigious universities.

The multimedia content, developed with the latest educational technology, will provide the professional with situated and contextual learning, i.e., a simulated environment that will provide immersive education programmed to learn in real situations.

This program is designed around Problem-Based Learning, whereby the professional must try to solve the different professional practice situations that arise throughout the program. For this purpose, the student will be assisted by an innovative interactive video system created by renowned and experienced experts.



# 02 Objectives

Since it is essential to master the clinical diagnosis in feline patients with dermatological pathologies, TECH has made sure that all the contents of this program cover both the most common areas that the veterinarian will face and the infrequent but equally important processes that may occur. Thus, the objective of the program is to provide the tools and theoretical knowledge necessary to get up to date on all the latest developments in Feline Dermatology.







“

*TECH prioritizes quality content, both in terms of theory and practical examples. Throughout the program, you will have access to a good repertoire of both scientific analysis and real clinical examples”*




## General Objectives

---

- Identify and classify different skin lesions
- Examine the different dermatological patterns
- Analyze the main cutaneous diseases of the feline species
- Establish the basis for an appropriate anamnesis and cutaneous examination
- Relate the dermatological patterns with the main diseases that cause them and to make a complete differential diagnosis
- Know the technique to perform the different diagnostic tests
- Interpret analytical, cytological and pathological anatomy results
- Decide on the most effective diagnostic method in each case
- Determine when biopsy is the most convenient test



*You will be able to incorporate all the knowledge given to your daily practice almost immediately, given the contextualization provided by means of examples and theoretical-practical exercises"*





## Specific Objectives

---

- ◆ Know the structure and functions of the skin
- ◆ Identify the different cell groups and patterns in skin cytology
- ◆ Associate these patterns with the diseases that cause them
- ◆ Identify the different types of skin parasites affecting the cat
- ◆ Be able to convey to the owner the type of disease, treatment and severity of the skin disease affecting the cat
- ◆ Develop the diseases of special public health interest
- ◆ Establish the most effective treatment in accordance with the type of patient
- ◆ Have a thorough knowledge of feline atopy, in particular of the different diagnostic methods and treatments existing today and their efficacy
- ◆ Associate the different localizations of pruritus to the most probable diseases that can cause it
- ◆ Interpret an anatomopathological report
- ◆ Determine when to suspect psychogenic dermatitis or psychogenic pruritus and how to treat it
- ◆ Develop the causes of pruritus and establish a specific diagnostic plan for each case

03

# Course Management

TECH has entrusted the writing of this Postgraduate Certificate to the most experienced veterinarians, specialized in Feline Dermatology and treatments of all kinds for this type of ailments. Thus, the student will be updated by a teaching team committed to their work, ready to resolve any questions or problems. The contact between the specialist and the teaching team is always direct, being able to communicate in the virtual classroom.





“

*Lean on highly skilled professionals who have first-hand knowledge of the most urgent veterinary reality in Feline Dermatology”*

## International Guest Director

Dr. Karen Perry has become one of the most prominent professionals in the world of veterinary medicine. Specialized in small animal orthopedics, her prestige lies in her constant work in this area, where she has passionately devoted herself to finding the most effective treatments to reduce the complication rates associated with common orthopedic procedures.

Her work has focused especially on Feline Orthopedics and Minimally Invasive Osteosynthesis, areas that have allowed her to occupy positions of high responsibility. In this way, she has successfully served as Head of the Small Animal Surgery Department and as an associate professor at Michigan State University. In this sense, throughout her long professional career, Perry has perfectly combined the clinical facet with teaching at higher academic institutions.

Thanks to her communication skills, she not only brings the content to the students in an attractive way, but also disseminates scientific advances in her field at national and international congresses in her specialty. She is also the author of numerous publications in veterinary literature and is positioned as a leading voice in her field, which has led her to participate in interviews where she encourages constant updating by professionals and the active participation of women in Veterinary Orthopedics. At the same time, she brings scientific and clinical progress closer to the general public through different digital communication channels.



## Dr. Perry, Karen

---

- Head of the Small Animal Surgery Department at the Michigan State University
- Veterinary Medical Center.
- Professor at Michigan State University
- Professor of Veterinary Medicine at Royal Veterinary College
- Veterinarian at The Royal (Dick) Veterinary Studies
- Member of: : European College of Veterinary Surgeons

“

*Thanks to TECH you will be able to learn with the best professionals in the world"*

## Management



### Dr. Mayo Robles, Pedro Pablo

- Co-owner and head of the Internal Medicine Service of the Veterinary Hospital Nacho Menes, in Gijón
- Veterinarian at the Reference Center San Vicente del Raspeig, in Alicante
- Clinical veterinarian at the Quirurgical Veterinary Center Alfonso Chico in La Coruña
- Responsible for the accreditation of Nacho Menes Veterinary Hospital as "Cat friendly clinic gold level by the ISFM"
- Bachelor and graduate in Veterinary Medicine, specializing in Animal Medicine and Health, from the Faculty of Veterinary Medicine of the University of León

## Professors

### Dr. Miguel Del Corral, Héctor Hernando

- Founding member of Huellas Veterinary Clinic in Salamanca, first in the province  
Cat Friendly Silver level
- Clinical Veterinarian responsible for the areas of General Medicine, Dermatology and Surgery at the Dispensari Veterinari del Vallés, in Barcelona
- Clinical veterinarian at the Veterinary Clinic Hospital San Vicente, in Alicante, Spain
- Graduated in Veterinary Medicine in 2007 from the University of Extremadura





# 04

## Structure and Content

Normally the investment of hours of study that must be made to acquire the knowledge proposed in this Postgraduate Certificate is high. For this reason, TECH has incorporated the Relearning methodology in the contents of the program. Through the reiteration of the most important concepts and procedures throughout the syllabus, the teaching load is reduced, aided by a large amount of audiovisual material created by the teaching team itself. All this means a much more effective and efficient teaching for the specialist, who will have access to high quality didactic material, designed to be exhaustive, meticulous and accurate.



“

*You will be able to consult selected complementary readings for each topic, thus expanding the knowledge provided throughout the Postgraduate Certificate"*

## Module 1. Dermatology in the Feline Species

- 1.1. Feline Dermatology
  - 1.1.1. Structure and Function of the Skin
  - 1.1.2. Dermatological Consultation
  - 1.1.3. Diagnostic Techniques
  - 1.1.4. Primary and Secondary Injuries
  - 1.1.5. Dermatological Patterns
- 1.2. Dermatologic Patterns and Differential Diagnosis
  - 1.2.1. Dermatologic Patterns and Differential Diagnosis
  - 1.2.2. Pruritus
  - 1.2.3. Focal-Multifocal Alopecia
  - 1.2.4. Symmetrical Alopecia
  - 1.2.5. Papules, Pustules and Scabs
  - 1.2.6. Erosive-Ulcerative Dermatoses
  - 1.2.7. Nodules and Fistulas
  - 1.2.8. Desquamative and Comedogenic Dermatoses
  - 1.2.9. Disorders of Coloration and Pigmentation
- 1.3. Parasitosis
  - 1.3.1. Arthropods
  - 1.3.2. Ticks
  - 1.3.3. Mites
    - 1.3.3.1. Trombicula
    - 1.3.3.2. Otodectes
    - 1.3.3.3. Cheyletiellosis
    - 1.3.3.4. Demodicosis
    - 1.3.3.5. Notoedres
  - 1.3.4. Insects
    - 1.3.4.1. Lice
      - 1.3.4.1.1. Fleas, DAPP
      - 1.3.4.1.1.1. Dermatitis Associated with Mosquito Bites
  - 1.3.5. Myiasis



- 1.4. Cytology and Cutaneous Anatomopathology
  - 1.4.1. Procedures for Specimen Collection and Submission
  - 1.4.2. Normal skin Cytology Findings
  - 1.4.3. Abnormal findings in Inflammatory Cytologies
  - 1.4.4. Cytologic Patterns of Inflammation
  - 1.4.5. Infectious Agents
  - 1.4.6. Skin Histopathologic Patterns
- 1.5. Hypersensitivity Disorders
  - 1.5.1. Hypersensitivity Disorders
  - 1.5.2. Feline Atopic Dermatitis
  - 1.5.3. Adverse Reactions to Food/Food Allergy
- 1.6. Dermatophytosis, Malassezia Dermatitis and Other Mycoses
  - 1.6.1. Clinical Signs
  - 1.6.2. Diagnosis
  - 1.6.3. Treatment
  - 1.6.4. Environmental Control
  - 1.6.5. Public Health Aspects
  - 1.6.6. Malassezia Dermatitis
    - 1.6.6.1. Clinical Signs
    - 1.6.6.2. Treatment
  - 1.6.7. Other Mycosis
- 1.7. Bacterial Infections
  - 1.7.1. Superficial Bacterial Folliculitis or Pyoderma
  - 1.7.2. Deep Pyoderma
  - 1.7.3. Abscesses
  - 1.7.4. Feline Leprosy
- 1.8. Autoimmune Diseases, Nose and Nails
  - 1.8.1. Autoimmune Diseases
  - 1.8.2. Nose Diseases
  - 1.8.3. Nail Diseases
- 1.9. Feline Eosinophilic Complex
  - 1.9.1. Clinical Signs
  - 1.9.2. Diagnosis
  - 1.9.3. Treatment
- 1.10. Hormonal, Dermatological, Cutaneous Psychogenic Diseases, Feline Acne
  - 1.10.1. Feline Acne
  - 1.10.2. Hormonal Diseases
  - 1.10.3. Dermatological Diseases with Oral Involvement
  - 1.10.4. Cutaneous Psychogenic Diseases



*The video summaries, videos in detail and real clinical cases will be great reference material even after the end of the program"*

# 05 Methodology

This academic program offers students a different way of learning. Our methodology uses a cyclical learning approach: **Relearning**.

This teaching system is used, for example, in the most prestigious medical schools in the world, and major publications such as the **New England Journal of Medicine** have considered it to be one of the most effective.





“

*Discover Relearning, a system that abandons conventional linear learning, to take you through cyclical teaching systems: a way of learning that has proven to be extremely effective, especially in subjects that require memorization"*

## At TECH we use the Case Method

What should a professional do in a given situation? Throughout the program you will be presented with multiple simulated clinical cases based on real patients, where you will have to investigate, establish hypotheses and, finally, resolve the situation. There is an abundance of scientific evidence on the effectiveness of the method. Specialists learn better, faster, and more sustainably over time.

*With TECH you will experience a way of learning that is shaking the foundations of traditional universities around the world.*



According to Dr. Gérvas, the clinical case is the annotated presentation of a patient, or group of patients, which becomes a "case", an example or model that illustrates some peculiar clinical component, either because of its teaching power or because of its uniqueness or rarity. It is essential that the case is based on current professional life, in an attempt to recreate the actual conditions in a veterinarian's professional practice.



“

*Did you know that this method was developed in 1912, at Harvard, for law students? The case method consisted of presenting students with real-life, complex situations for them to make decisions and justify their decisions on how to solve them. In 1924, Harvard adopted it as a standard teaching method”*

The effectiveness of the method is justified by four fundamental achievements:

1. Veterinarians who follow this method not only manage to assimilate concepts, but also develop their mental capacity through exercises to evaluate real situations and knowledge application
2. Learning is solidly translated into practical skills that allow the student to better integrate into the real world.
3. Ideas and concepts are understood more efficiently, given that the example situations are based on real-life.
4. The feeling that the effort invested is effective becomes a very important motivation for veterinarians, which translates into a greater interest in learning and an increase in the time dedicated to working on the course.



## Relearning Methodology

At TECH we enhance the case method with the best 100% online teaching methodology available: Relearning.

This university is the first in the world to combine the study of clinical cases with a 100% online learning system based on repetition, combining a minimum of 8 different elements in each lesson, a real revolution with respect to the mere study and analysis of cases.



*Veterinarians will learn through real cases and by resolving complex situations in simulated learning environments. These simulations are developed using state-of-the-art software to facilitate immersive learning.*

At the forefront of world teaching, the Relearning method has managed to improve the overall satisfaction levels of professionals who complete their studies, with respect to the quality indicators of the best online university (Columbia University).

With this methodology more than 65,000 veterinarians have been trained with unprecedented success in all clinical specialties, regardless of the surgical load. Our teaching method is developed in a highly demanding environment, where the students have a high socio-economic profile and an average age of 43.5 years.

*Relearning will allow you to learn with less effort and better performance, involving you more in your training, developing a critical mindset, defending arguments, and contrasting opinions: a direct equation for success.*

In our program, learning is not a linear process, but rather a spiral (learn, unlearn, forget, and re-learn). Therefore, we combine each of these elements concentrically.

The overall score obtained by TECH's learning system is 8.01, according to the highest international standards.



This program offers the best educational material, prepared with professionals in mind:



### Study Material

All teaching material is produced by the specialists who teach the course, specifically for the course, so that the teaching content is highly specific and precise.

These contents are then applied to the audiovisual format, to create the TECH online working method. All this, with the latest techniques that offer high quality pieces in each and every one of the materials that are made available to the student.



### Latest Techniques and Procedures on Video

TECH introduces students to the latest techniques, the latest educational advances and to the forefront of current and procedures of veterinary techniques. All of this in direct contact with students and explained in detail so as to aid their assimilation and understanding. And best of all, you can watch the videos as many times as you like.



### Interactive Summaries

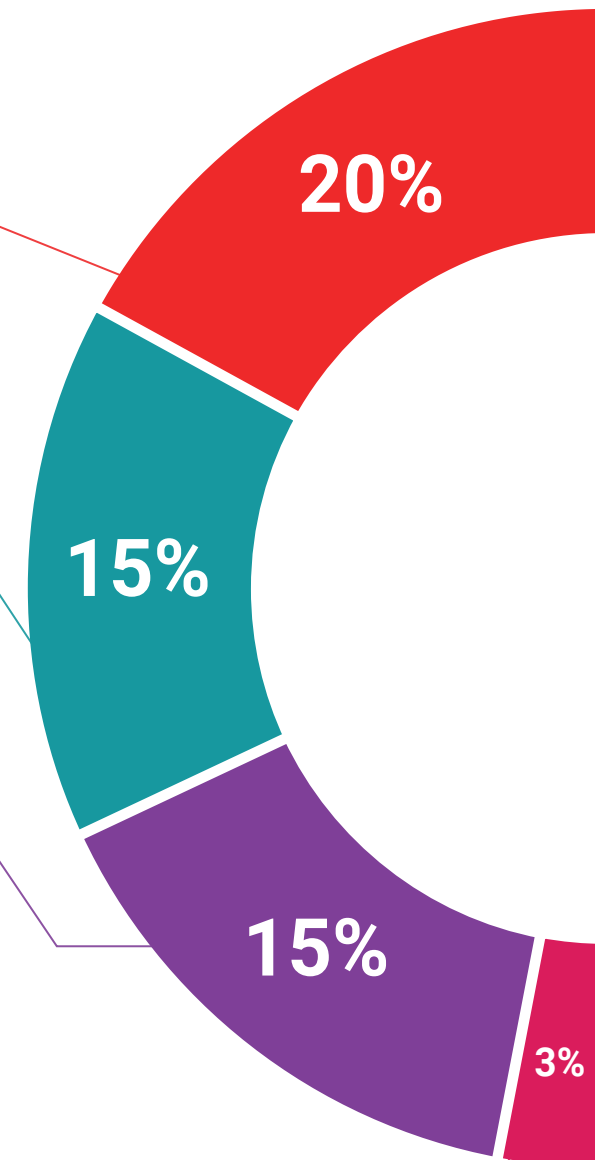
The TECH team presents the contents attractively and dynamically in multimedia lessons that include audio, videos, images, diagrams, and concept maps in order to reinforce knowledge.

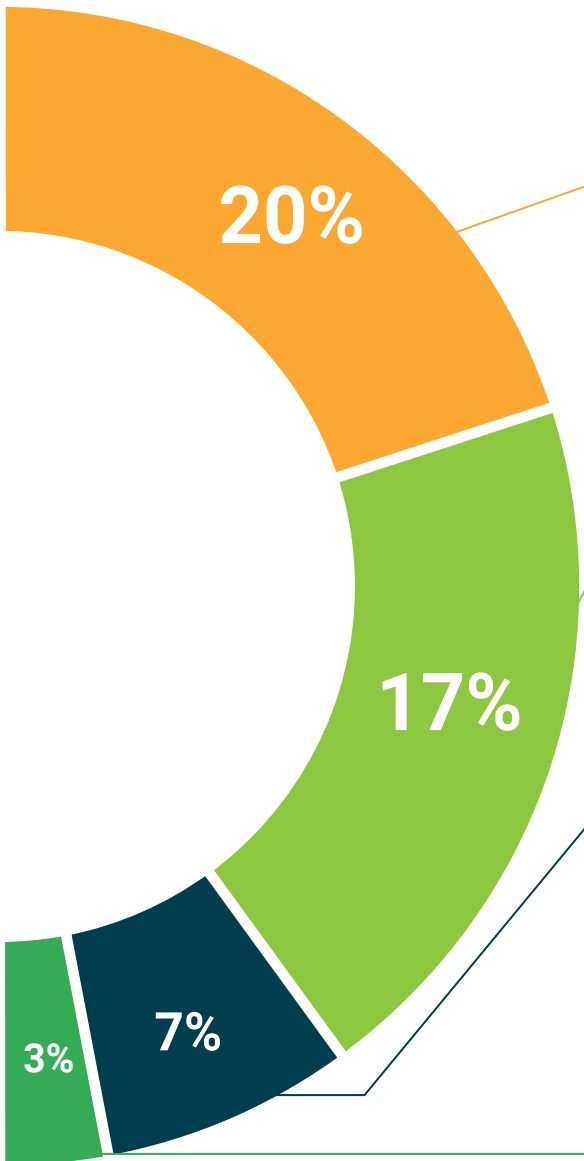
This exclusive educational system for presenting multimedia content was awarded by Microsoft as a "European Success Story".



### Additional Reading

Recent articles, consensus documents and international guidelines, among others. In TECH's virtual library, students will have access to everything they need to complete their course.





#### Expert-Led Case Studies and Case Analysis

Effective learning ought to be contextual. Therefore, TECH presents real cases in which the expert will guide students, focusing on and solving the different situations: a clear and direct way to achieve the highest degree of understanding.



#### Testing & Retesting

We periodically evaluate and re-evaluate students' knowledge throughout the program, through assessment and self-assessment activities and exercises, so that they can see how they are achieving their goals.



#### Classes

There is scientific evidence suggesting that observing third-party experts can be useful.

Learning from an Expert strengthens knowledge and memory, and generates confidence in future difficult decisions.



#### Quick Action Guides

TECH offers the most relevant contents of the course in the form of worksheets or quick action guides. A synthetic, practical, and effective way to help students progress in their learning.



# 06 Certificate

The Postgraduate Certificate in Feline Dermatology guarantees students, in addition to the most rigorous and up-to-date education, access to a Postgraduate Certificate issued by TECH Technological University.



“

*Successfully complete this program and receive your university qualification without having to travel or fill out laborious paperwork"*

The **Postgraduate Certificate in Feline Dermatology** contains the most complete and up-to-date scientific program on the market.

After the student has passed the assessments, they will receive their corresponding **Postgraduate Certificate** issued by **TECH Technological University** via tracked delivery\*.

The diploma issued by **TECH Technological University** will reflect the qualification obtained in the Postgraduate Certificate, and meets the requirements commonly demanded by labor exchanges, competitive examinations and professional career evaluation committees.

Title: **Postgraduate Certificate in Feline Dermatology**

Official N° of Hours: **150 h.**



\*Apostille Convention. In the event that the student wishes to have their Postgraduate diploma issued with an apostille, TECH EDUCATION will make the necessary arrangements to obtain it, at an additional cost.



future  
health confidence people  
education information tutors  
guarantee accreditation teaching  
institutions technology learning  
community commitment  
personalized service innovation  
knowledge present quality  
development language  
virtual classroom



## Postgraduate Certificate Feline Dermatology

- » Modality: online
- » Duration: 6 weeks
- » Certificate: TECH Technological University
- » Dedication: 16h/week
- » Schedule: at your own pace
- » Exams: online

# Postgraduate Certificate Feline Dermatology