

Postgraduate Certificate

Cancer Treatment in Small Animals





Postgraduate Certificate Cancer Treatment in Small Animals

- » Modality: online
- » Duration: 6 weeks
- » Certificate: TECH Global University
- » Credits: 6 ECTS
- » Schedule: at your own pace
- » Exams: online

Website: www.techtute.com/us/veterinary-medicine/postgraduate-certificate/cancer-treatment-small-animals

Index

01

Introduction

p. 4

02

Objectives

p. 8

03

Course Management

p. 12

04

Structure and Content

p. 16

05

Methodology

p. 20

06

Certificate

p. 28

01

Introduction

This high level program will assess treatment modalities for new onset cancer as well as those that are less accessible. Modalities such as radiotherapy, immunotherapy and interventional oncology will be covered.

Specialize in the different cancer treatments in small animals with this highly scientifically rigorous training imparted by veterinary professionals with years of experience in the field.





“

*Become one of the most demanded professionals today:
Specialize in Cancer Treatment in Small Animals with
this comprehensive online Postgraduate Certificate”*

In this high level program, the advantages and disadvantages of the different therapeutic modalities will be assessed, as well as the limitations and side effects that may appear. Everything will be done from an evidence-based, medical perspective.

Likewise, the different complications in oncological therapy will be analyzed and special emphasis will be placed on para-neoplastic syndromes and potential oncological emergencies in cancer patients.

A highlight of this program is communication with pet owners, since this is a key aspect in treating cancer patients, as important as any technical and technological advance, which is often forgotten.

Finally, and because cancer cannot be cured on many occasions, palliative care will be addressed, which is necessary to improve the quality of life. Palliative care will be defined in terms of pain treatment and nutritional support.

As it is an online Postgraduate Certificate course, students are not restricted by set timetables, nor do they need to physically move to another location. All of the content can be accessed at any time of the day, so you can balance your working or personal life with your academic life.

This **Postgraduate Certificate in Cancer Treatment in Small Animals** contains the most complete and up to date scientific program on the market. The most important features include:

- ◆ The latest technology in online teaching software
- ◆ A highly visual teaching system, supported by graphic and schematic contents that are easy to assimilate and understand
- ◆ Practical cases presented by practising experts
- ◆ State-of-the-art interactive video systems
- ◆ Teaching supported by telepractice
- ◆ Continuous updating and recycling systems
- ◆ Autonomous learning: full compatibility with other occupations
- ◆ Practical exercises for self evaluation and learning verification
- ◆ Support groups and educational synergies: questions to the expert, debate and knowledge forums
- ◆ Communication with the teacher and individual reflection work
- ◆ Content that is accessible from any fixed or portable device with an Internet connection
- ◆ Supplementary documentation databases are permanently available, even after the course



A program that will enable you to work in all fields of veterinary dentistry with the competence of a high level professional"

“

Get a complete and suitable qualification in Cancer Treatment in Small Animals with this highly effective educational Postgraduate Certificate and open new paths for your professional progress”


Our teaching staff is made up of professionals from different fields related to this specialty. That way, TECH ensures to offer the updating objective it intends to provide. A multidisciplinary team of professionals trained and experienced in different environments, who will cover the theoretical knowledge in an efficient way, but, above all, will bring the practical knowledge from their own experience to the course: one of the differential qualities of this course.

This mastery of the subject is complemented by the effectiveness of the methodology used in the design of this Postgraduate Certificate in Cancer Treatment in Small Animals. Developed by a multidisciplinary team of *e-learning* experts, it integrates the latest advances in educational technology. That way, students will study with a range of easy-to-use and versatile multimedia tools that will give them the necessary skills needed during training

The design of this program is based on Problem Based Learning: an approach that views learning as a highly practical process. To achieve this remotely, TECH will use telepractice: with the help of an innovative interactive video system and *Learning from an Expert*, the student will be able to acquire the knowledge as if they were facing the scenario they are learning at that moment. A concept that will allow students to integrate and memorize what they have learnt in a more realistic and permanent way.

A great opportunity for the veterinary medicine professional to advance his or her competencies and catch up on all the latest developments in pharmacological approaches.

Learn in an efficient way, with a real qualification objective, with this Postgraduate Certificate, unique for its quality and price, in the online teaching market.



02

Objectives

The objective is to train highly qualified professionals for work experience. An objective that is complemented, moreover, in a global manner, by promoting human development that lays the foundations for a better society. This objective is focused on helping medical professionals reach a much higher level of expertise and control. A goal that, in just a few months, you will be able to achieve with a highly intensive and precise course.



“

If your objective is to broaden your skills set to include new paths of success and development: this is the course for you: a training that aspires to excellence"

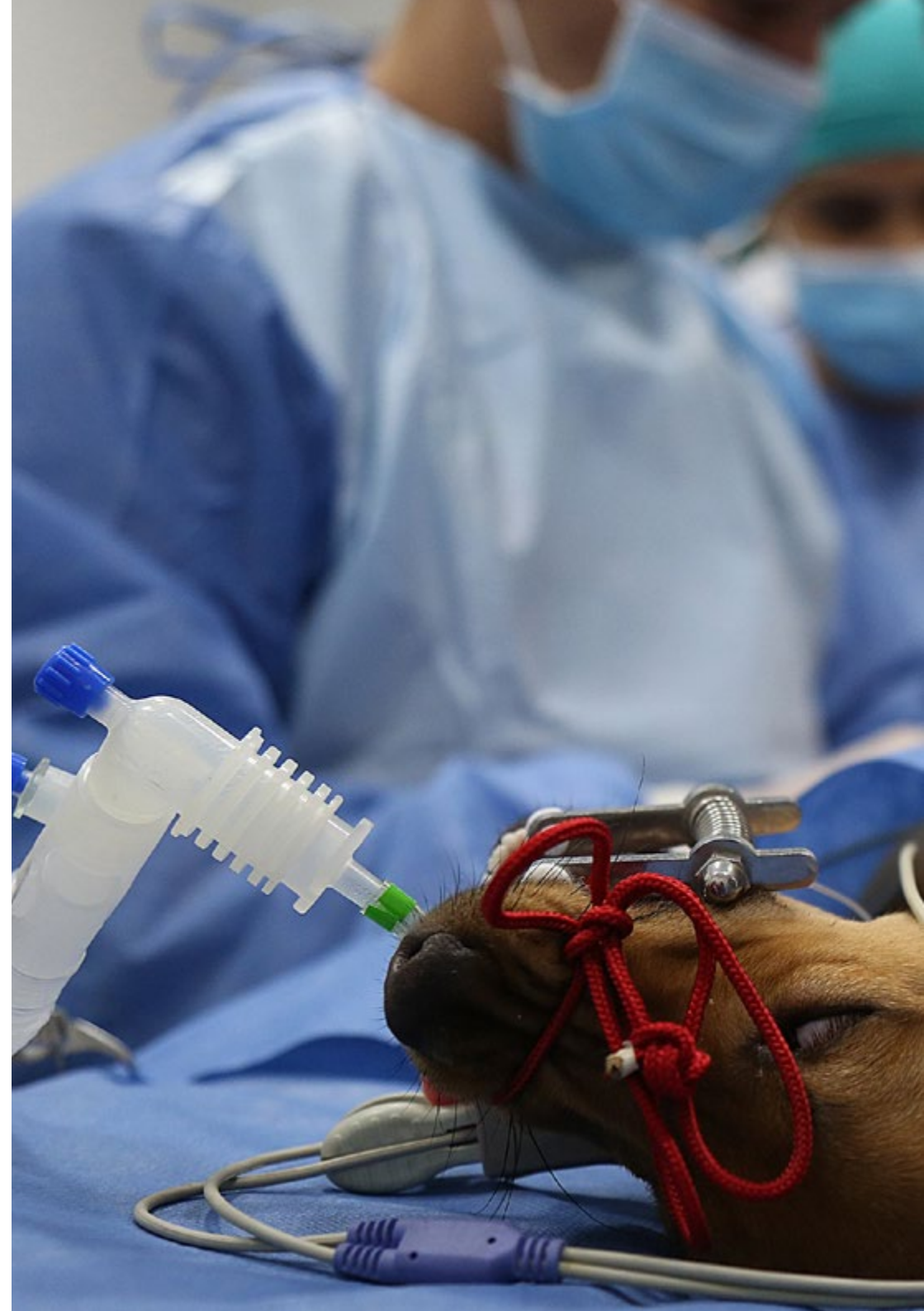


General Objectives

- Evaluate therapeutic modalities in new-onset and/or less accessible cancers
- Define para-neoplastic syndromes and associated complications
- Analyze key aspects of owner communication about small animal cancers
- Specify palliative care in cancer patients

“

A path to achieve development and professional growth that will propel you towards a greater level of competitiveness in the employment market”





Specific Objectives

- ♦ Analyze the indications, advantages, limitations, and side effects of radiation therapy as an oncological treatment modality in small animals
- ♦ Examine the indications, advantages, limitations, and side effects of immunotherapy as a small animal oncology treatment modality
- ♦ Evaluate the indications, advantages, limitations, and side effects of interventional oncology as a small animal oncology treatment modality
- ♦ Define paraneoplastic syndromes in dogs and cats
- ♦ Propose action protocols for oncological emergencies
- ♦ Establish guidelines to establish a proper line of communication with cancer patient owners
- ♦ Analyze the treatment of pain in oncological patients
- ♦ Develop nutritional support plans for cancer patients

03

Course Management

For our course to be of the highest quality, we are proud to work with a teaching staff of the highest level, chosen for their proven track record. Professionals from different areas and fields of expertise that make up a complete, multidisciplinary team. A unique opportunity to learn from the best.





“

A unique opportunity to learn from internationally renowned professors, with teaching, clinical and research experience”

Management



Dr. Ortiz Díez, Gustavo

- ♦ Head of Small Animal Unit at Complutense Clinical Veterinary Hospital
- ♦ Associate Professor, Department of Animal Medicine and Surgery, Faculty of Veterinary Medicine, Complutense University of Madrid
- ♦ PhD and Undergraduate Degree in Veterinary Medicine from the UCM
- ♦ Graduate in Psychology, UNED (2020)
- ♦ AVEPA Accredited Soft Tissue Surgery
- ♦ Member of the scientific committee and current president of GECIRA (AVEPA's Soft Tissue Surgery Specialty Group)
- ♦ Master's Degree in Research Methodology in Health Sciences from the UAB
- ♦ Specialist in Traumatology and Orthopedic Surgery in Companion Animals by the UCM. Degree in Small Animal Cardiology from the UCM
- ♦ Courses of laparoscopic and thoracoscopic surgery at the Minimally Invasive Center Jesús Usón. Accredited in functions B, C, D and E of Experimentation Animals, Community of Madrid
- ♦ Degree in Emotional Intelligence, UR Completed training in Gestalt psychology
- ♦ ICT competencies course for teachers by UNED



Professors

Dr. Hernández Bonilla, Milagros

- ◆ Veterinarian in charge of the Internal Medicine and Oncology Service, La Salle Veterinary Center, 2017 - Present
- ◆ Graduated in Veterinary Medicine, 2011 University of León
- ◆ Master's Degree in Veterinary Research and Food Science and Technology University of León, 2011 - 2012
- ◆ General Practitioner Certificate Program in Oncology 2017 - 2018 Improve International, Madrid
- ◆ In the process of accreditation in Veterinary Oncology, AVEPA (GEVONC)
- ◆ Member of AVEPA (Association of Veterinary from Specialists in Small Animals)
- ◆ Member of GEVONC (Group of specialists in Veterinary Oncology)
- ◆ Member of the Official College of Veterinarians Asturias (331930)
- ◆ Royal College of Veterinary Surgeons N° 7369353
- ◆ 2012 - 2014 internship in Emergency and Intensive Care, Veterinary Hospital of the University of Murcia
- ◆ 2014-2017 Veterinarian in different private centers in Asturias. Spain

04

Structure and Content

The contents for this Postgraduate Certificate have been developed by the different experts on the program, with a clear purpose: to ensure that our students acquire each and every one of the necessary skills to become true experts in this field.

A complete and well structured program will take you to the highest standards of quality and success.




“

A complete educational program that will take you through the exhaustive knowledge necessary to intervene as a specialist in the theoretical and practical aspects of Cancer in Small Animals”

Module 1. Cancer Patient Treatment. Radiotherapy, Immunotherapy, Interventional Oncology. Complications in Oncological Therapy. Palliative Care

- 1.1. Radiotherapy (I)
 - 1.1.1. Principles of Biological Tissue Radiation
 - 1.1.2. Stereotactic Radiation
 - 1.1.3. Effective Biological Dose
- 1.2. Radiotherapy (II)
 - 1.2.1. Palliative Radiotherapy.
 - 1.2.2. Tumors Frequently Treated with Radiotherapy
- 1.3. Immunotherapy
 - 1.3.1. Immune System Control
 - 1.3.2. Immune System Control Therapies
 - 1.3.3. Antibody Therapy
 - 1.3.4. Future of Immunotherapy
- 1.4. Interventional Oncology
 - 1.4.1. Material
 - 1.4.2. Vascular Interventions
 - 1.4.3. Non-Vascular Interventions
- 1.5. Complications in Oncological Therapy
 - 1.5.1. Hematological Side Effects
 - 1.5.2. Digestive Side Effects
 - 1.5.3. Other Side Effects
- 1.6. Paraneoplastic Syndromes
 - 1.6.1. What Is a Paraneoplastic Syndrome?
 - 1.6.2. Hypercalcemia
 - 1.6.3. Others
- 1.7. Oncologic Emergencies
 - 1.7.1. What Is an Oncologic Emergency?
 - 1.7.2. Most Frequent Oncologic Emergencies
 - 1.7.3. Treating Oncologic Emergencies





- 1.8. Communication with Owners
 - 1.8.1. How to Deliver the News
 - 1.8.2. How to Face the End
 - 1.8.3. How to Prepare Emotionally
- 1.9. Palliative Care: Pain Treatment in Oncologic Patients
 - 1.9.1. Mechanisms that Generate Pain in Cancer Patients
 - 1.9.2. Pain Assessment in Cancer Patients
 - 1.9.3. Pain Treatment in Cancer Patients
- 1.10. Palliative Care: Nutritional Support for Cancer Patients
 - 1.10.1. Metabolism in Cancer
 - 1.10.2. Nutritional Assessment of Cancer Patients
 - 1.10.3. Implementing Nutrition Plans for Cancer Patients

“

A comprehensive teaching program, structured in well developed teaching units, oriented towards learning that is compatible with your personal and professional life"

05 Methodology

This academic program offers students a different way of learning. Our methodology uses a cyclical learning approach: **Relearning**.

This teaching system is used, for example, in the most prestigious medical schools in the world, and major publications such as the **New England Journal of Medicine** have considered it to be one of the most effective.





“

Discover Relearning, a system that abandons conventional linear learning, to take you through cyclical teaching systems: a way of learning that has proven to be extremely effective, especially in subjects that require memorization"

At TECH we use the Case Method

What should a professional do in a given situation? Throughout the program you will be presented with multiple simulated clinical cases based on real patients, where you will have to investigate, establish hypotheses and, finally, resolve the situation. There is an abundance of scientific evidence on the effectiveness of the method. Specialists learn better, faster, and more sustainably over time.

With TECH you will experience a way of learning that is shaking the foundations of traditional universities around the world.



According to Dr. Gervas, the clinical case is the annotated presentation of a patient, or group of patients, which becomes a "case", an example or model that illustrates some peculiar clinical component, either because of its teaching power or because of its uniqueness or rarity. It is essential that the case is based on current professional life, in an attempt to recreate the actual conditions in a veterinarian's professional practice.

“

Did you know that this method was developed in 1912, at Harvard, for law students? The case method consisted of presenting students with real-life, complex situations for them to make decisions and justify their decisions on how to solve them. In 1924, Harvard adopted it as a standard teaching method”

The effectiveness of the method is justified by four fundamental achievements:

1. Veterinarians who follow this method not only manage to assimilate concepts, but also develop their mental capacity through exercises to evaluate real situations and knowledge application
2. Learning is solidly translated into practical skills that allow the student to better integrate into the real world.
3. Ideas and concepts are understood more efficiently, given that the example situations are based on real-life.
4. The feeling that the effort invested is effective becomes a very important motivation for veterinarians, which translates into a greater interest in learning and an increase in the time dedicated to working on the course.



Relearning Methodology

At TECH we enhance the case method with the best 100% online teaching methodology available: Relearning.

This university is the first in the world to combine the study of clinical cases with a 100% online learning system based on repetition, combining a minimum of 8 different elements in each lesson, a real revolution with respect to the mere study and analysis of cases.



Veterinarians will learn through real cases and by resolving complex situations in simulated learning environments. These simulations are developed using state-of-the-art software to facilitate immersive learning.

At the forefront of world teaching, the Relearning method has managed to improve the overall satisfaction levels of professionals who complete their studies, with respect to the quality indicators of the best online university (Columbia University).

With this methodology more than 65,000 veterinarians have been trained with unprecedented success in all clinical specialties, regardless of the surgical load. Our teaching method is developed in a highly demanding environment, where the students have a high socio-economic profile and an average age of 43.5 years.

Relearning will allow you to learn with less effort and better performance, involving you more in your training, developing a critical mindset, defending arguments, and contrasting opinions: a direct equation for success.

In our program, learning is not a linear process, but rather a spiral (learn, unlearn, forget, and re-learn). Therefore, we combine each of these elements concentrically.

The overall score obtained by TECH's learning system is 8.01, according to the highest international standards.



This program offers the best educational material, prepared with professionals in mind:



Study Material

All teaching material is produced by the specialists who teach the course, specifically for the course, so that the teaching content is highly specific and precise.

These contents are then applied to the audiovisual format, to create the TECH online working method. All this, with the latest techniques that offer high quality pieces in each and every one of the materials that are made available to the student.



Latest Techniques and Procedures on Video

TECH introduces students to the latest techniques, the latest educational advances and to the forefront of current and procedures of veterinary techniques. All of this in direct contact with students and explained in detail so as to aid their assimilation and understanding. And best of all, you can watch the videos as many times as you like.



Interactive Summaries

The TECH team presents the contents attractively and dynamically in multimedia lessons that include audio, videos, images, diagrams, and concept maps in order to reinforce knowledge.

This exclusive educational system for presenting multimedia content was awarded by Microsoft as a "European Success Story".



Additional Reading

Recent articles, consensus documents and international guidelines, among others. In TECH's virtual library, students will have access to everything they need to complete their course.





Expert-Led Case Studies and Case Analysis

Effective learning ought to be contextual. Therefore, TECH presents real cases in which the expert will guide students, focusing on and solving the different situations: a clear and direct way to achieve the highest degree of understanding.



Testing & Retesting

We periodically evaluate and re-evaluate students' knowledge throughout the program, through assessment and self-assessment activities and exercises, so that they can see how they are achieving their goals.



Classes

There is scientific evidence suggesting that observing third-party experts can be useful.

Learning from an Expert strengthens knowledge and memory, and generates confidence in future difficult decisions.



Quick Action Guides

TECH offers the most relevant contents of the course in the form of worksheets or quick action guides. A synthetic, practical, and effective way to help students progress in their learning.



06

Certificate

The Postgraduate Certificate in Cancer Treatment in Small Animals guarantees students, in addition to the most rigorous and up to date education, access to a Postgraduate Certificate issued by TECH Global University.





Successfully complete this program and receive your university qualification without having to travel or fill out laborious paperwork"

This program will allow you to obtain your **Postgraduate Certificate in Cancer Treatment in Small Animals** endorsed by **TECH Global University**, the world's largest online university.

TECH Global University is an official European University publicly recognized by the Government of Andorra ([official bulletin](#)). Andorra is part of the European Higher Education Area (EHEA) since 2003. The EHEA is an initiative promoted by the European Union that aims to organize the international training framework and harmonize the higher education systems of the member countries of this space. The project promotes common values, the implementation of collaborative tools and strengthening its quality assurance mechanisms to enhance collaboration and mobility among students, researchers and academics.

This **TECH Global University** title is a European program of continuing education and professional updating that guarantees the acquisition of competencies in its area of knowledge, providing a high curricular value to the student who completes the program.

Title: **Postgraduate Certificate in Cancer Treatment in Small Animals**

Modality: **online**

Duration: **6 weeks**

Accreditation: **6 ECTS**





Postgraduate Certificate
Cancer Treatment
in Small Animals

- » Modality: online
- » Duration: 6 weeks
- » Certificate: TECH Global University
- » Credits: 6 ECTS
- » Schedule: at your own pace
- » Exams: online

Postgraduate Certificate

Cancer Treatment in Small Animals

