

Postgraduate Certificate

Anesthetic Complications in Large Animals





Postgraduate Certificate Anesthetic Complications in Large Animals

- » Modality: online
- » Duration: 6 weeks
- » Certificate: TECH Global University
- » Credits: 6 ECTS
- » Schedule: at your own pace
- » Exams: online

Website: www.techtute.com/us/veterinary-medicine/postgraduate-certificate/anesthetic-complications-large-animals

Index

01

Introduction

p. 4

02

Objectives

p. 8

03

Course Management

p. 12

04

Structure and Content

p. 16

05

Methodology

p. 20

06

Certificate

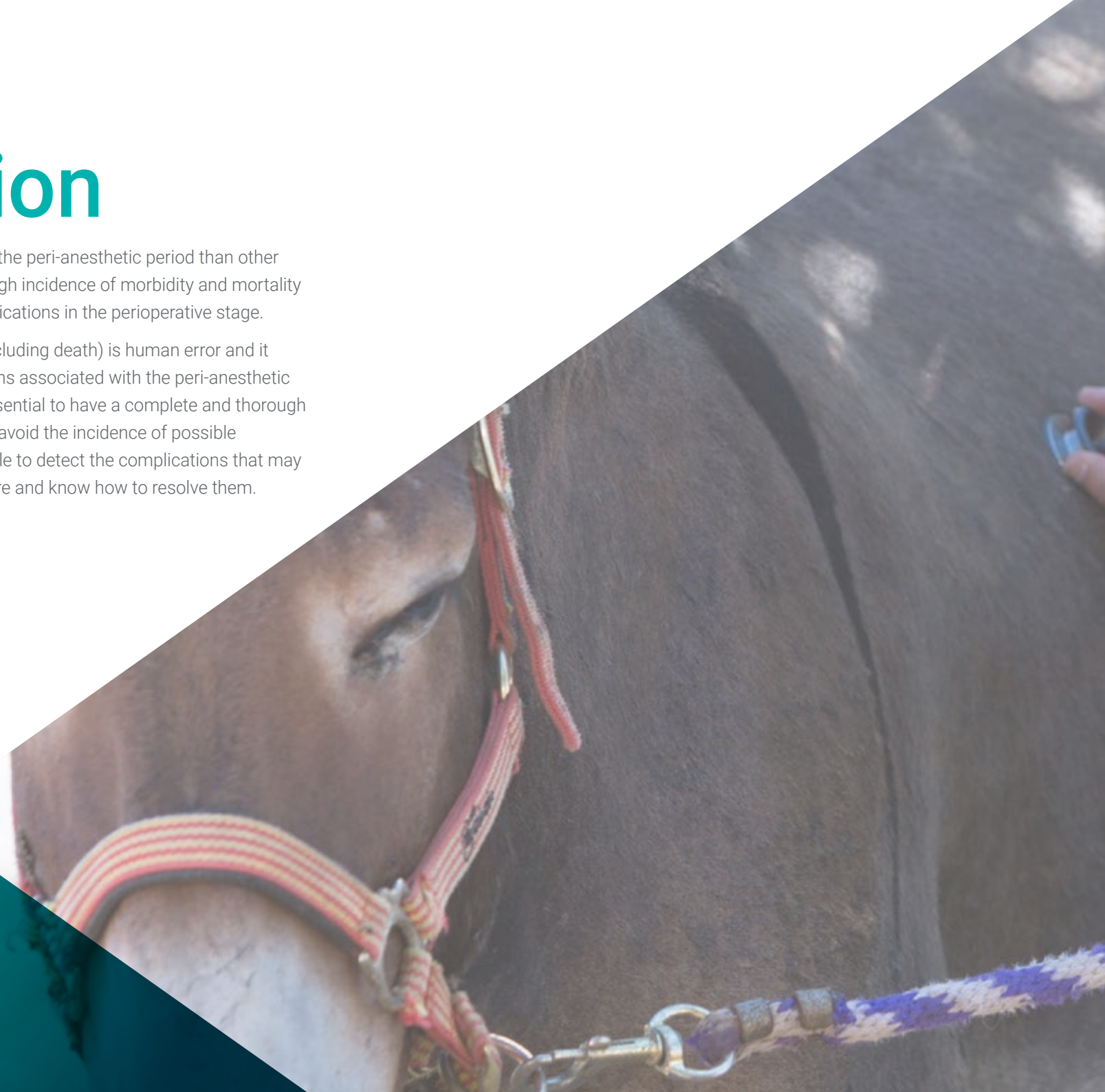
p. 28

01

Introduction

Horses have higher morbidity and mortality in the peri-anesthetic period than other species that are routinely anesthetized. This high incidence of morbidity and mortality mirrors the high risk of a wide variety of complications in the perioperative stage.

The most frequent cause of complications (including death) is human error and it has been reported that more than 60% of deaths associated with the peri-anesthetic period are preventable. For this reason, it is essential to have a complete and thorough knowledge of anesthetic technique in order to avoid the incidence of possible complications, but it is also important to be able to detect the complications that may occur at each stage of the anesthetic procedure and know how to resolve them.



“

Become a professional in one of today's most in-demand fields: specialize in Anesthetic Complications in Large Animals with this comprehensive online Postgraduate Certificate”

In the last 20 years, Veterinary Anesthesia in Large Animals has experienced significant advances thanks to the introduction of new techniques and drugs, as well as the development of monitors and specialized anesthetic machines.

The introduction of novel surgical techniques has resulted in the need to develop new anesthetic protocols. There is a growing concern about the impact of anesthesia and analgesia on animal welfare and the final outcome of surgical procedures.

The Postgraduate Certificate in Anesthetic Complications in Large Animals is designed in response to the need for clinical veterinarians with greater expertise of the protocols and techniques relevant to this area.

The teaching team of this Postgraduate Certificate is made up of professionals specialized in Large Animal Anesthesia, with a wide experience in teaching, both in undergraduate and graduate programs, most of them being university professors and graduates. These professors are practicing anesthesiologists at leading veterinary centers and directors or participants in various research projects, so that in addition to teaching and clinical work they also carry out research activities.

The topics covered in the Postgraduate Certificate in Anesthetic Complications in Large Animals have been selected with the aim of offering a complete course in anesthesia, so that the student develops specialized knowledge to safely address any situation requiring general or locoregional anesthesia and analgesia in ruminants, swine, camelids and equids.

At present, one of the main problems affecting continuing postgraduate specialization is its compatibility with work and personal life. Current professional demands make it difficult to achieve quality, specialized education in person, so the online format will allow students to combine this specialized training with their daily professional practice, without losing their connection to training and specialization.

This **Postgraduate Certificate in Anesthetic Complications in Large Animals** contains the most complete and up-to-date scientific program on the market.

Its most notable features are:

- ♦ The latest technology in online teaching software
- ♦ Intensely visual teaching system, supported by graphic and schematic contents, easy to assimilate and understand
- ♦ Case studies presented by practising experts
- ♦ State-of-the-art interactive video systems
- ♦ Teaching supported by telepractice
- ♦ Continuous updating and recycling systems
- ♦ Autonomous learning: full compatibility with other occupations
- ♦ Practical exercises for self-evaluation and learning verification
- ♦ Support groups and educational synergies: questions to the expert, debate and knowledge forums
- ♦ Communication with the teacher and work for individual reflection
- ♦ Content that is accessible from any fixed or portable device with an Internet connection
- ♦ Supplementary documentation databases which are permanently available, even after the program



Achieve a comprehensive and relevant qualification in Anesthetic Complications in Large Animals with this highly effective Postgraduate Certificate and open up new pathways for professional progress"

“

With the experience of expert professionals who will contribute their expertise in this area to the Postgraduate Certificate, making this course a unique opportunity for professional growth"

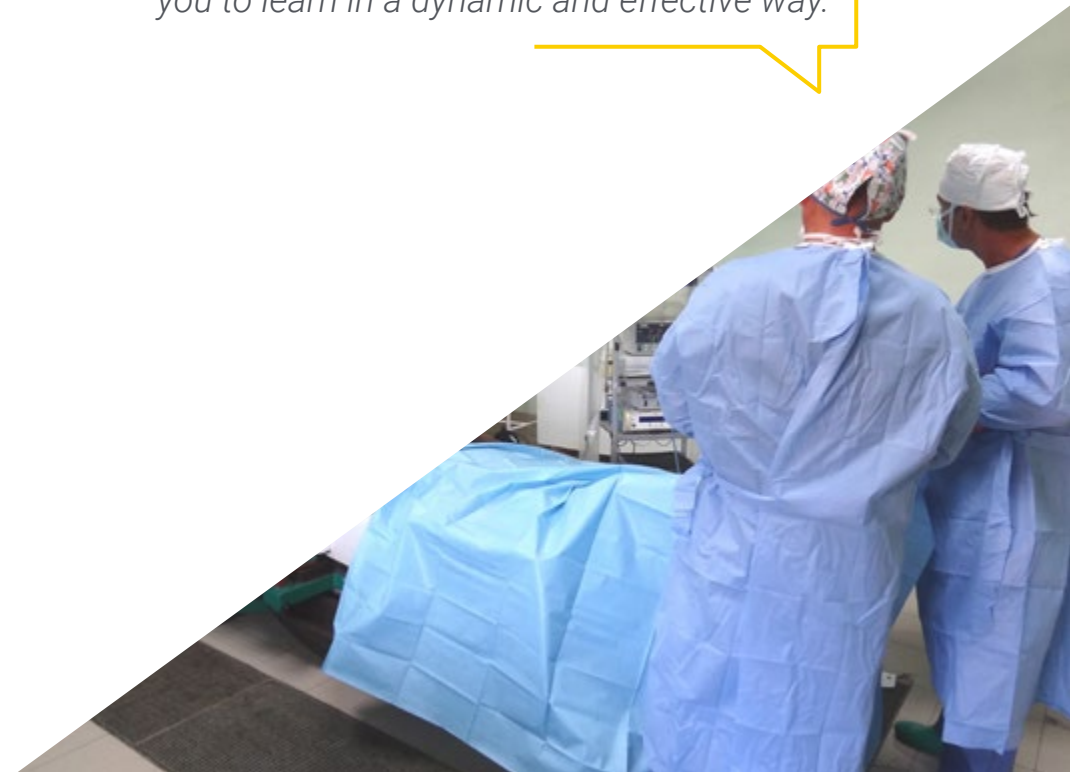
The teaching team is made up of professionals from different fields within this specialism. In this way, TECH ensures that it delivers educational results in line with its objectives. A multidisciplinary team of professionals, trained and experienced in different environments, who will develop the theoretical knowledge in an efficient way, but above all, they will bring their practical knowledge from their own experience to the program: one of the differential qualities of this program.

This mastery of the subject is complemented by the effectiveness of the methodological design used in this Professional Master's Degree in Veterinary Anesthesiology in Large Animals. Developed by a multidisciplinary team of e-Learning experts, it integrates the latest advances in educational technology. Students will be able to study with a range of convenient and versatile multimedia tools that will give them the operability they need while specializing in the subject.

The design of this program is based on Problem-Based Learning: an approach that views learning as a highly practical process. To achieve this remotely, TECH will use telepractice: with the help of an innovative, interactive video system, and Learning from an Expert, students will be able to acquire the knowledge as if they were facing the case they are learning in real time. A concept that will allow students to integrate and memorize what they have learnt in a more realistic and permanent way.

You will have the experience of expert professionals who will contribute their experience in this area to the program, making this course a unique opportunity for professional growth.

With a methodological design based on proven teaching techniques, this program will take you through different teaching approaches to allow you to learn in a dynamic and effective way.



02 Objectives

The objective of this Postgraduate Certificate is to train highly qualified professionals. An objective that is complemented, moreover, in a global manner, by promoting human development that lays the foundations for a better society. The aim is focused on helping professionals reach a much greater level of expertise and control. A goal that can be achieved in just a few weeks with a high intensity and precision program.



“

If your objective is to broaden your skills set to include new paths of success and development: this is the program for you: a training that aspires to excellence"

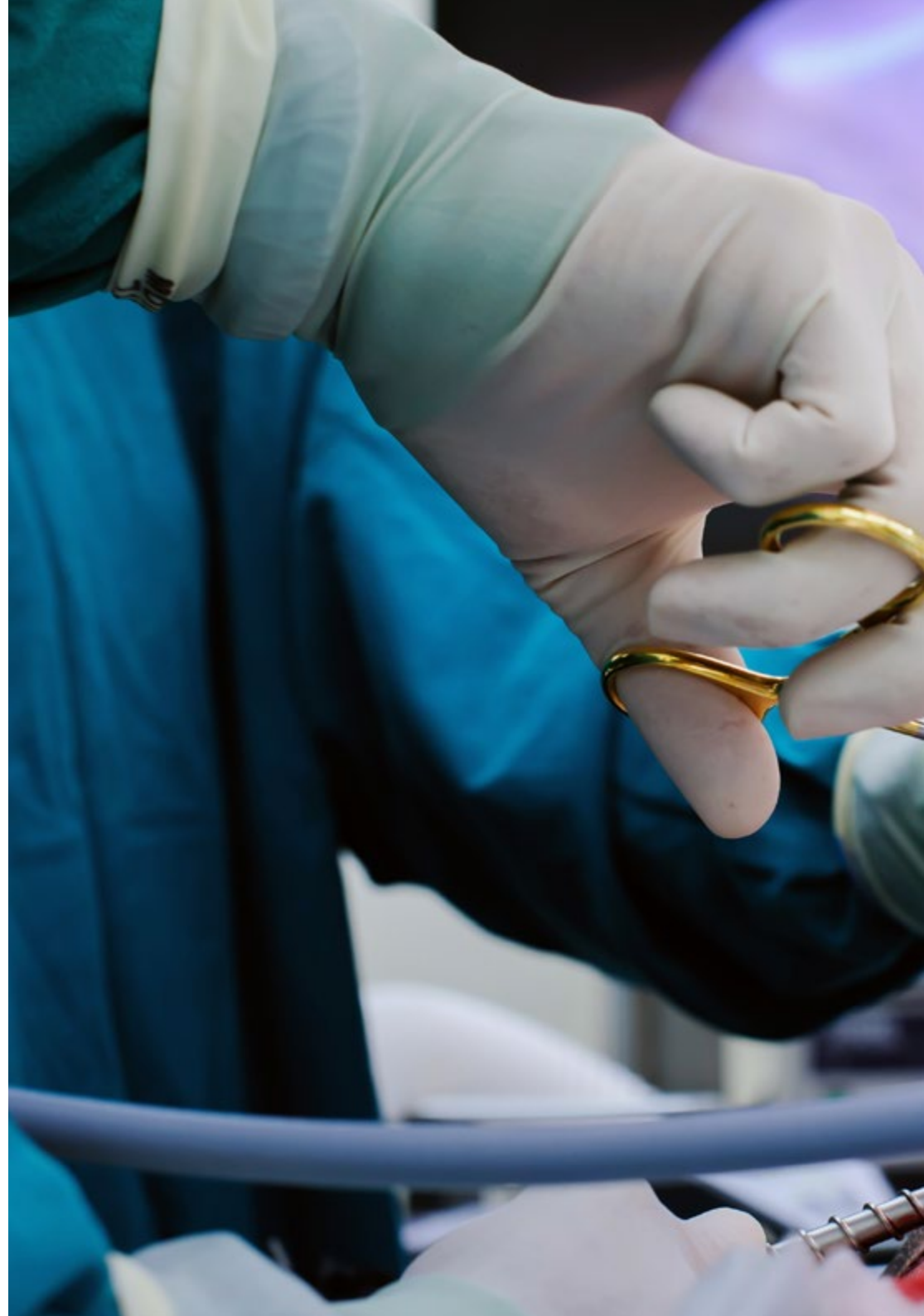


General Objectives

- Identify, prevent and resolve complications during the peri-anesthetic period in the horse
- Establish the appropriate clinical approach to cardiorespiratory resuscitation in the adult horse and neonatal foal
- Identify, prevent and resolve complications during the peri-anesthesia period in small and large ruminants, swine and camelids

“

A training and professional growth path that will propel you towards a greater level of competitiveness in the employment market”





Specific Objectives

- ◆ Know the published studies on mortality and peri-anesthetic morbidity in horses
- ◆ Know the risk factors and causes for peri-anesthetic mortality
- ◆ Identify, anticipate and resolve complications that occur in the premedication phase
- ◆ Identify, anticipate and resolve complications that occur during the induction phase
- ◆ Identify, anticipate and resolve complications that occur in the maintenance phase
- ◆ Identify, anticipate and resolve complications that occur in the recovery and postoperative phase
- ◆ Early recognition of life-threatening cardiorespiratory emergencies in horses
- ◆ Develop effective cardiorespiratory resuscitation protocols
- ◆ Know the complications relating to improper positioning of the ruminant, swine or camelid patient
- ◆ Recognize the main cardiovascular complications in ruminants, swine and camelids
- ◆ Study the complications associated with the gastrointestinal system in camelids
- ◆ Recognize complications associated with intravenous catheter placement in ruminants, swine and camelids
- ◆ Broaden your knowledge of the pathophysiology of malignant hyperthermia
- ◆ Identify the complications that can occur during anesthetic recovery in ruminants, swine and camelids

03

Course Management

In line with the program's concept of total quality, a highly qualified teaching staff, chosen for their proven experience, is the student's disposal. Professionals from different areas and fields of expertise that make up a complete, multidisciplinary team. A unique opportunity to learn from the best.





“

We have the best teaching team, with years of experience, who are determined to transmit all their knowledge about this sector”

Management



Dr. Villalba Orero, María

- ♦ Scientific Advisor on cardiovascular and pulmonary ultrasound at the National Center for Cardiovascular Research
- ♦ Doctor of Veterinary Medicine, Complutense University Madrid
- ♦ Degree in Veterinary Medicine from Complutense University Madrid
- ♦ Master's Degree in Veterinary Sciences from the Complutense University Madrid
- ♦ Master's Degree in Veterinary Cardiology
- ♦ European Certificate in Veterinary Cardiology (ESVPS)
- ♦ Scientific publications in the area of equine cardiology and anesthesia, as well as in the area of cardiovascular diseases in humans

Professors

Dr. Santiago Llorente, Isabel

- ♦ Doctorate in Veterinary from Complutense University Madrid
- ♦ Degree in Veterinary Medicine from Complutense University Madrid
- ♦ Professor at the University of Lisbon (Portugal) in the Department of Medical Clinical Pathology II from 2019 to present
- ♦ Her professional career is focused on equine clinical practice and research, currently as a contract veterinarian in the large animal area of the Hospital Clínico Veterinario Complutense, Complutense University Madrid
- ♦ Head of Equine Internal Medicine and member of the Anesthesia Service at the Hospital Clínico Veterinario Complutense, Complutense University Madrid

Dr. Arenillas, Mario

- ♦ Veterinary Anesthesiology
- ♦ Degree in Veterinary Medicine from Complutense University Madrid
- ♦ He obtained the Diploma of Advanced Studies in 2011 and will defend the thesis for the achievement of the Doctorate in Veterinary Medicine in 2020
- ♦ Associate Professor in the Clinical Rotation of the subject "Anesthesiology" in the Veterinary Degree of the Faculty of Veterinary Medicine at the Complutense University Madrid



“

An impressive teaching staff, made up of professionals from different areas of expertise, will be your teachers during your training: a unique opportunity not to be missed”

04

Structure and Content

The contents of this Postgraduate Certificate have been developed by different experts, with a clear purpose: to ensure that students acquire each and every one of the skills necessary to become true experts in this field.

A complete and well-structured program will take you to the highest standards of quality and success.





“

We have the most complete and up-to-date academic program in the market. We strive for excellence and for you to achieve it too”

Module 1. Anesthetic Complications and Cardiopulmonary Resuscitation

- 1.1. Morbidity and Mortality
 - 1.1.1. Mortality
 - 1.1.1.1. General Considerations
 - 1.1.1.2. Mortality Studies
 - 1.1.1.2.1. Mortality Compared
 - 1.1.1.3. Risk Factors
 - 1.1.1.3.1. Related to the Horse
 - 1.1.1.3.2. Related to Surgical Procedure
 - 1.1.1.3.3. Related to Anesthesia
 - 1.1.1.4. Causes of Death Related to Anesthesia
 - 1.1.1.4.1. Cardiovascular
 - 1.1.1.4.2. Respiratory
 - 1.1.1.4.3. Others
 - 1.1.2. Morbidity
- 1.2. Complications in Premedication and Induction I
 - 1.2.1. Intra-arterial and Perivascular Injection
 - 1.2.2. Anaphylactic Reactions
 - 1.2.3. Drug-Induced Priapism
 - 1.2.4. Incomplete or Inadequate Sedation/Induction
- 1.3. Complications in Premedication and Induction II
 - 1.3.1. Hypoventilation
 - 1.3.2. Inability to Intubate/Laryngeal Trauma
 - 1.3.3. Hypotension
- 1.4. Complications in Maintenance I
 - 1.4.1. Hypoxemia
 - 1.4.2. Hypercapnia
 - 1.4.3. Inadequate Anesthetic Plan and Alternative Anesthetic Plans
 - 1.4.4. Malignant Hyperthermia
- 1.5. Complications in Maintenance II
 - 1.5.1. Hypotension
 - 1.5.2. Hypertension
 - 1.5.3. Bleeding
 - 1.5.3.1. Alterations in Heart Rate and Rhythm
- 1.6. Complications in Recuperation I
 - 1.6.1. Hypoxemia/Hypercapnia
 - 1.6.2. Nasal Edema
 - 1.6.3. Airway Obstruction
 - 1.6.4. Pulmonary Edema
 - 1.6.5. Fractures and Soft Tissue Damage
 - 1.6.6. Neuropathologies
 - 1.6.7. Myopathies
- 1.7. Complications in Recovery II
 - 1.7.1. Myelopathies
 - 1.7.2. Periodic Hyperkalemia Paralysis
 - 1.7.3. Delay/Excitation in Recovery
 - 1.7.4. Immediate Postoperative Complications
 - 1.7.5. Human Error
- 1.8. Cardiopulmonary Resuscitation (CPR) I
 - 1.8.1. Causes of Cardiopulmonary Emergencies
 - 1.8.2. Diagnosis of Cardiopulmonary Emergencies
 - 1.8.3. Cardiac Massage
 - 1.8.4. CPR Maneuver
 - 1.8.4.1. Foal CPR Maneuver
 - 1.8.4.2. Adult CPR Maneuver
- 1.9. Complications in Small and Large Ruminants
 - 1.9.1. Complications Associated with Poor Patient Positioning
 - 1.9.2. Cardiovascular Complications
 - 1.9.3. Tympanism, Regurgitation, Salivation
 - 1.9.4. Respiratory Complications
 - 1.9.5. Hypothermia
 - 1.9.6. Other Complications



- 1.10. Complications in Ruminants, Swine and Camelids
 - 1.10.1. Complications Related to Improper Placement of Ruminants, Swine and Camelids
 - 1.10.2. Cardiovascular Complications in Ruminants, Swine and Camelids
 - 1.10.3. Respiratory Complications in Ruminants, Swine and Camelids
 - 1.10.4. Digestive Complications in Ruminants and Camelids
 - 1.10.4.1. Anesthetic Recovery Complications in Ruminants, Swine and Camelids
 - 1.10.4.2. Complications Associated with Intravenous Catheterization in Ruminants, Swine and Camelids
 - 1.10.4.3. Complications Related to Endotracheal Intubation in Swine
 - 1.10.4.4. Malignant Hyperthermia in the Porcine Patient

“*A comprehensive teaching program, structured in well-developed teaching units, oriented towards learning that is compatible with your personal and professional life*”

05

Methodology

This academic program offers students a different way of learning. Our methodology uses a cyclical learning approach: **Relearning**.

This teaching system is used, for example, in the most prestigious medical schools in the world, and major publications such as the **New England Journal of Medicine** have considered it to be one of the most effective.





“

Discover Relearning, a system that abandons conventional linear learning, to take you through cyclical teaching systems: a way of learning that has proven to be extremely effective, especially in subjects that require memorization"

At TECH we use the Case Method

What should a professional do in a given situation? Throughout the program you will be presented with multiple simulated clinical cases based on real patients, where you will have to investigate, establish hypotheses and, finally, resolve the situation. There is an abundance of scientific evidence on the effectiveness of the method. Specialists learn better, faster, and more sustainably over time.

With TECH you will experience a way of learning that is shaking the foundations of traditional universities around the world.



According to Dr. Gérvas, the clinical case is the annotated presentation of a patient, or group of patients, which becomes a "case", an example or model that illustrates some peculiar clinical component, either because of its teaching power or because of its uniqueness or rarity. It is essential that the case is based on current professional life, in an attempt to recreate the actual conditions in a veterinarian's professional practice.

“

Did you know that this method was developed in 1912, at Harvard, for law students? The case method consisted of presenting students with real-life, complex situations for them to make decisions and justify their decisions on how to solve them. In 1924, Harvard adopted it as a standard teaching method”

The effectiveness of the method is justified by four fundamental achievements:

1. Veterinarians who follow this method not only manage to assimilate concepts, but also develop their mental capacity through exercises to evaluate real situations and knowledge application
2. Learning is solidly translated into practical skills that allow the student to better integrate into the real world.
3. Ideas and concepts are understood more efficiently, given that the example situations are based on real-life.
4. The feeling that the effort invested is effective becomes a very important motivation for veterinarians, which translates into a greater interest in learning and an increase in the time dedicated to working on the course.



Relearning Methodology

At TECH we enhance the case method with the best 100% online teaching methodology available: Relearning.

This university is the first in the world to combine the study of clinical cases with a 100% online learning system based on repetition, combining a minimum of 8 different elements in each lesson, a real revolution with respect to the mere study and analysis of cases.



Veterinarians will learn through real cases and by resolving complex situations in simulated learning environments. These simulations are developed using state-of-the-art software to facilitate immersive learning.

At the forefront of world teaching, the Relearning method has managed to improve the overall satisfaction levels of professionals who complete their studies, with respect to the quality indicators of the best online university (Columbia University).

With this methodology more than 65,000 veterinarians have been trained with unprecedented success in all clinical specialties, regardless of the surgical load. Our teaching method is developed in a highly demanding environment, where the students have a high socio-economic profile and an average age of 43.5 years.

Relearning will allow you to learn with less effort and better performance, involving you more in your training, developing a critical mindset, defending arguments, and contrasting opinions: a direct equation for success.

In our program, learning is not a linear process, but rather a spiral (learn, unlearn, forget, and re-learn). Therefore, we combine each of these elements concentrically.

The overall score obtained by TECH's learning system is 8.01, according to the highest international standards.



This program offers the best educational material, prepared with professionals in mind:



Study Material

All teaching material is produced by the specialists who teach the course, specifically for the course, so that the teaching content is highly specific and precise.

These contents are then applied to the audiovisual format, to create the TECH online working method. All this, with the latest techniques that offer high quality pieces in each and every one of the materials that are made available to the student.



Latest Techniques and Procedures on Video

TECH introduces students to the latest techniques, the latest educational advances and to the forefront of current and procedures of veterinary techniques. All of this in direct contact with students and explained in detail so as to aid their assimilation and understanding. And best of all, you can watch the videos as many times as you like.



Interactive Summaries

The TECH team presents the contents attractively and dynamically in multimedia lessons that include audio, videos, images, diagrams, and concept maps in order to reinforce knowledge.

This exclusive educational system for presenting multimedia content was awarded by Microsoft as a "European Success Story".



Additional Reading

Recent articles, consensus documents and international guidelines, among others. In TECH's virtual library, students will have access to everything they need to complete their course.





Expert-Led Case Studies and Case Analysis

Effective learning ought to be contextual. Therefore, TECH presents real cases in which the expert will guide students, focusing on and solving the different situations: a clear and direct way to achieve the highest degree of understanding.



Testing & Retesting

We periodically evaluate and re-evaluate students' knowledge throughout the program, through assessment and self-assessment activities and exercises, so that they can see how they are achieving their goals.



Classes

There is scientific evidence suggesting that observing third-party experts can be useful.

Learning from an Expert strengthens knowledge and memory, and generates confidence in future difficult decisions.



Quick Action Guides

TECH offers the most relevant contents of the course in the form of worksheets or quick action guides. A synthetic, practical, and effective way to help students progress in their learning.



06 Certificate

The Postgraduate Certificate in Anesthetic Complications in Large Animals guarantees, in addition to the most rigorous and updated training, access to a Postgraduate Certificate issued by TECH Global University.



“

Successfully complete this program and receive your university qualification without having to travel or fill out laborious paperwork”

This program will allow you to obtain your **Postgraduate Certificate in Anesthetic Complications in Large Animals** endorsed by **TECH Global University**, the world's largest online university.

TECH Global University is an official European University publicly recognized by the Government of Andorra ([official bulletin](#)). Andorra is part of the European Higher Education Area (EHEA) since 2003. The EHEA is an initiative promoted by the European Union that aims to organize the international training framework and harmonize the higher education systems of the member countries of this space. The project promotes common values, the implementation of collaborative tools and strengthening its quality assurance mechanisms to enhance collaboration and mobility among students, researchers and academics.

This **TECH Global University** title is a European program of continuing education and professional updating that guarantees the acquisition of competencies in its area of knowledge, providing a high curricular value to the student who completes the program.

Title: **Postgraduate Certificate in Anesthetic Complications in Large Animals**

Modality: **online**

Duration: **6 weeks**

Accreditation: **6 ECTS**



*Apostille Convention. In the event that the student wishes to have their paper diploma issued with an apostille, TECH Global University will make the necessary arrangements to obtain it, at an additional cost.

future
health confidence people
education information tutors
guarantee accreditation teaching
institutions technology learning
community commitment
personalized service innovation
knowledge present
development language
virtual classroom



Postgraduate Certificate Anesthetic Complications in Large Animals

- » Modality: online
- » Duration: 6 weeks
- » Certificate: TECH Global University
- » Credits: 6 ECTS
- » Schedule: at your own pace
- » Exams: online

Postgraduate Certificate

Anesthetic Complications in Large Animals

