

Postgraduate Certificate

Allergic Dermatoses





Postgraduate Certificate Allergic Dermatoses

- » Modality: online
- » Duration: 12 weeks
- » Certificate: TECH Technological University
- » Dedication: 16h/week
- » Schedule: at your own pace
- » Exams: online

Website: www.techtitute.com/pk/veterinary-medicine/postgraduate-certificate/allergic-dermatoses

Index

01

Introduction

p. 4

02

Objectives

p. 8

03

Course Management

p. 12

04

Structure and Content

p. 18

05

Methodology

p. 22

06

Certificate

p. 30

01

Introduction

Allergic dermatoses are the most frequent cause of clinical dermatological visits, and their knowledge is essential in this specialty. These types of conditions have clinical signs that are common to other skin diseases such as parasitic or infectious dermatoses. Therefore, in the diagnostic approach to allergy it is essential to initially perform a diagnosis of exclusion where other pruritic causes that may clinically mimic an allergic dermatosis, must be ruled out. Therefore, thanks to this comprehensive program, students will be able to receive a specific and educational experience in only 6 weeks with the most thorough theoretical and practical content available on the market.





“

This training is the best option you can find to specialize in Dermatology in Small Animals and make more accurate diagnoses”

The skin, along with its characteristics, is considered to be an active organ in the inductions and maintenance of the immunological response. Cutaneous microbiota also contribute in a very important way to the defensive mechanisms of the skin. This training covers all these mechanisms and specifies the resident and transitory organisms of the skin.

Dermatology is possibly the specialty within pet veterinary medicine that is most frequently encountered in daily clinical practice. Because of this, and taking into account its importance, this Postgraduate Certificate has been developed by a highly regarded veterinary teaching team in Veterinary Dermatology.

The combination of experience, both theoretical and practical, allows the veterinary professional to develop, first hand, specialized knowledge to carry out a good diagnosis and treatment of dermatological diseases from the theoretical point of view, with the latest developments and scientific advances and from the extensive practical experience of all teachers. The combination of a great team of interrelated teachers is what makes this Postgraduate Certificate unique among all those offered in similar courses.

The topics developed in this Postgraduate Certificate address, in-depth, the most important small animal dermatoses, including dogs, cats and other non-traditional pets.

With this Postgraduate Certificate veterinary professionals acquire advanced knowledge of Veterinary Dermatology for daily clinical practice. The study system applied by this university provides a solid foundation in the specialized knowledge of the Physiopathology of the skin and latest generation dermatological therapeutics.

As it is an online Postgraduate Certificate, students are not conditioned by fixed schedules, nor do they need to commute to another location. All of the content can be accessed at any time of the day, so you can balance your working or personal life with your academic life.

This **Postgraduate Certificate in Allergic Dermatoses** contains the most complete and up-to-date scientific program on the market. The most important features include:

- The development of case studies presented by Small Animal Dermatology experts
- The graphic, schematic, and practical contents with which they are created, provide scientific and practical information on the disciplines that are essential for professional practice
- Breakthroughs in Dermatology in Small Animals
- Practical exercises where the self-assessment process can be carried out to improve learning
- Special emphasis on innovative methodologies in Small Animal Dermatology
- Theoretical lessons, questions to the expert, debate forums on controversial topics, and individual reflection work
- Content that is accessible from any fixed or portable device with an Internet connection



Don't miss the opportunity to study this Postgraduate Certificate with us. It's the perfect opportunity to advance your career and stand out in an industry with high demand for professionals"

“

This Postgraduate Certificate is the best investment you can make when choosing a refresher programme to update your existing knowledge of Veterinary Dermatology"

The multimedia content, developed with the latest educational technology, will provide the professional with situated and contextual learning, i.e., a simulated environment that will provide immersive education programmed to learn in real situations.

This program is designed around Problem-Based Learning, whereby the professional must try to solve the different professional practice situations that arise throughout the program. For this purpose, the professional will be assisted by an innovative interactive video system created by renowned and experienced experts in Dermatology in Small Animals and with extensive experience.

This program comes with the best educational material, providing you with a contextual approach that will facilitate your learning.

This 100% online Postgraduate Certificate will allow you to balance your studies with your professional work while increasing your knowledge in this field.



02

Objectives

The Postgraduate Certificate in Allergic Dermatoses is aimed at facilitating veterinary professional's performance with the latest advances and most innovative treatments in the sector.





“

Learn about the latest advances in the field from the comfort of your home, thanks to the online format of this program”

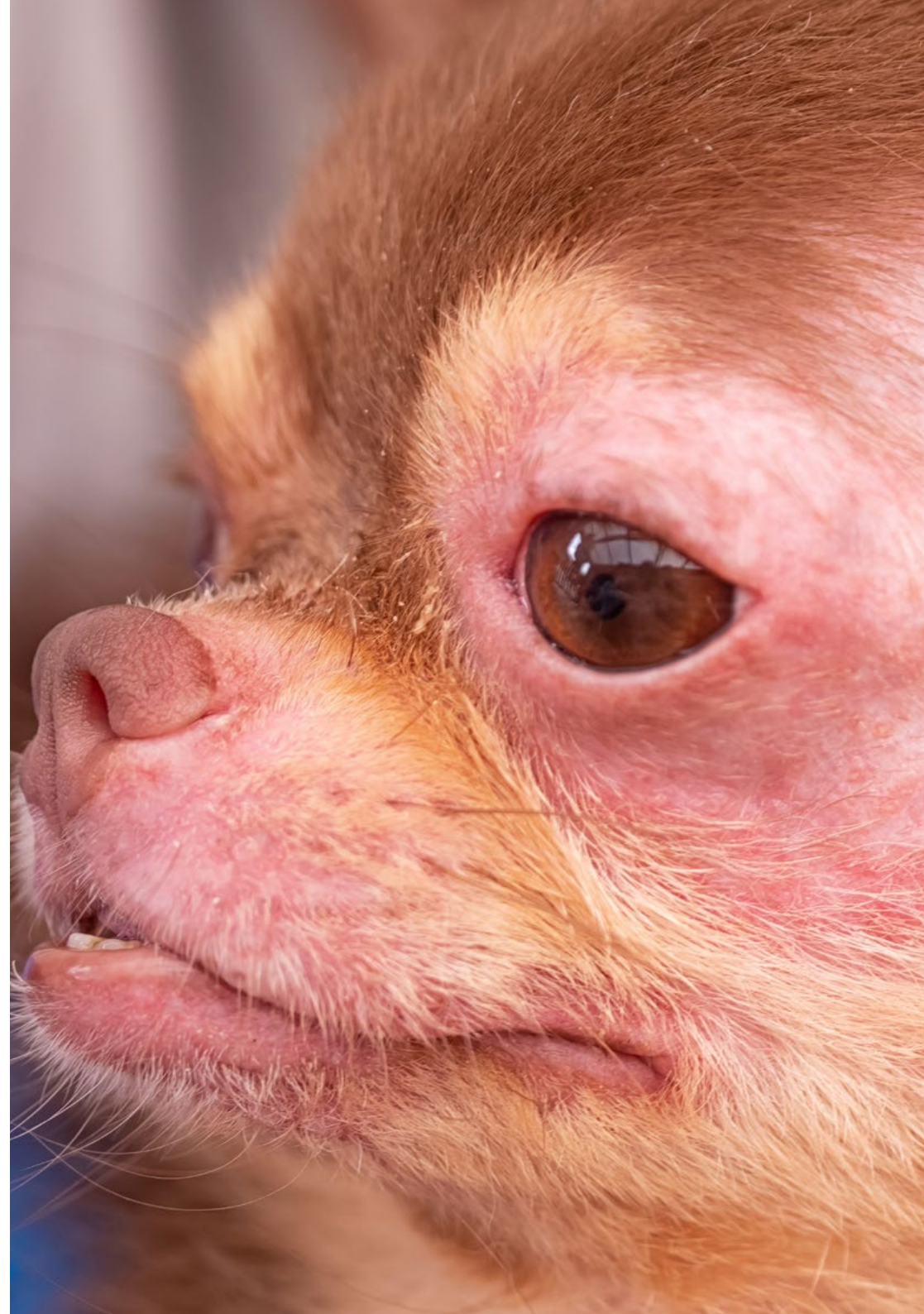


General objectives

- Generate specialized and advanced knowledge regarding the skin
- Determine its pathophysiology in the general clinic of the individual as a whole
- Identify the main allergic dermatoses affecting dogs and cats
- Analyze the different clinical manifestations associated with allergic dermatoses in dogs and cats and how to differentiate them from other dermatoses
- Propose an allergy diagnostic protocol to obtain a reliable diagnosis following current international recommendations
- Apply the multimodal and individualized therapeutic strategy of choice for each allergic patient, selecting the most appropriate treatments for the control of their clinical condition, following current international recommendations



A unique, key, and decisive educational experience to boost your professional development”





Specific objectives

- ◆ Specify the working methodology when the presence of a cutaneous autoimmune or immune-mediated disease is suspected
- ◆ Identify the differences between the various groups of autoimmune and immunemediated diseases
- ◆ Establish the differential diagnoses of auto-immune and immune-mediated diseases according to their injury pattern and clinical presentation
- ◆ Examine the classification of autoimmune and immune-mediated diseases
- ◆ Establish the most relevant autoimmune and immunemediated diseases in the canine and feline species
- ◆ Update the therapeutic approach to immune-mediated and autoimmune diseases
- ◆ Determine the main diagnostic techniques
- ◆ Analyze the biological cycle and zoonotic possibilities of the different parasites
- ◆ Identify ectoparasites that can act as vectorial transmitters of disease
- ◆ Develop the clinical picture of the different ectoparasitosis
- ◆ Analyze the differential diagnoses of the different diseases
- ◆ Explore the main treatments
- ◆ Examine the main antiparasitic drugs and their pharmacokinetics

03

Course Management

This program's teaching staff includes leading experts Allergic Dermatoses who contribute their vast work experience to this specialization program. They are world-renowned veterinarians from different countries with proven theoretical and practical professional experience.





“

Our team of teachers, with expertise in dermatology in small animals, will help you reach success in your profession"

International Guest Director

Dr. Domenico Santoro is an eminence in the field of Veterinary Dermatology. He is the only specialist in his field to hold dual certification, one granted by the American College of Veterinary Microbiologists (ACVM) in Bacteriology/Micology and Immunology, and the other by the Board of the American College of Veterinary Dermatology.

His career has been marked by the study of host-microbe interactions that occur in Canine Atopic Dermatitis. As a result of these analyses, he has developed the evaluation of skin defense peptides, quantifying at the molecular and protein level the expression of these products in the skin of healthy and affected dogs.

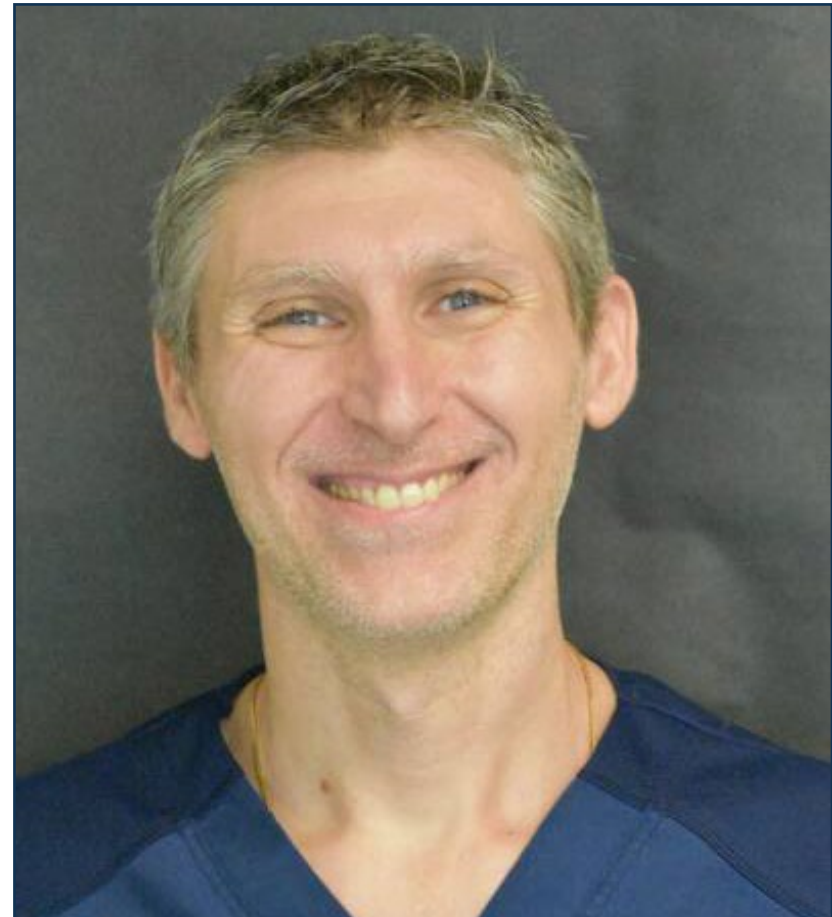
Santoro is a highly respected leader in the scientific community whose main commitment is to continuous innovation to promote excellence in veterinary dermatology. In the course of his clinical work, he has deepened his knowledge of the cutaneous immune response of dogs with Leishmaniasis, aerobic bacteria and other pathologies caused by allergens. He has also mastered cutaneous cryotherapy and laser skin surgery in pets.

In his career he also stands out for being one of the three main researchers in charge of the direction of the Laboratory of Comparative Dermatology of the University of Florida. From this study center he promotes the "One Health" perspective that investigates the development of simultaneous defenses between dogs and humans for dermatological diseases.

At the same time, he has been part of animal research departments at the prestigious North American universities of North Carolina and Illinois. Through his experiences, he became one of the founding members of the International Committee for Allergic Diseases in Animals (ICADA).

As a result, he has several dozen scientific publications in some of the most prestigious veterinary journals.

Position: Principal Investigator in the Laboratory of Comparative Dermatology at the University of Florida.



Dr. Santoro, Domenico

- Veterinarian at the University of Florida Veterinary Hospital
- Assistant Professor at the University of Florida College of Veterinary Medicine
- Doctor of Veterinary Science from the University of Illinois at Urbana-Campaign
- Residency Veterinary Residency at North Carolina State University
- Veterinary Degree at the University of Naples "Federico II"
- Member of: American College of Veterinary Microbiologists, American College of Veterinary Dermatology, European College of Veterinary Dermatology

“

Thanks to TECH, you will be able to learn with the best professionals in the world”

Management



Dr. Machicote Goth, Gustavo

- Clinical Veterinarian Dermatologist at Clínica Vilanova
- Head of the Dermatology Reference Service DERMASET
- Member and former Secretary of the Scientific Committee of GEDA (Dermatology Group of AVEPA)
- Dermatology Certificate by the ESAVS in Vienna
- Master in Small Animal Oncology by AEVA, Miguel de Cervantes University

Professors

Dr. Navarro Combalía, Laura

- Doctor of Veterinary Medicine General Medical and Nutritional Pathology
- Mon Veterinari Veterinary Clinic
- Professor, Department of Animal Pathology, University of Zaragoza



04

Structure and Content

The structure of the content has been designed by the best professionals in the Dermatology in Small Animals sector, with extensive experience and recognized prestige in the profession, backed by the volume of cases reviewed, studied, and diagnosed, and with extensive knowledge of new technologies applied to veterinary medicine.



“

This Postgraduate Certificate contains the most complete and up-to-date scientific program on the market”

Module 1. The Skin as an Organ Characteristics and Diagnostic Approach

- 1.1. Structure and Function of the Skin
 - 1.1.1. Epidermis
 - 1.1.2. Dermis
 - 1.1.3. Cutaneous Appendages
 - 1.1.4. Hypodermis
 - 1.1.5. Vascularization and Innervation
- 1.2. Dermatological Consultation
 - 1.2.1. Material for Sample Collection
 - 1.2.2. Material for Clinical Examination
 - 1.2.3. Material for Complementary Tests
- 1.3. Relationship with the Owner
 - 1.3.1. Objectives
 - 1.3.2. Personalized Care
 - 1.3.3. Allocation of Sufficient Time
- 1.4. Diagnostic Protocol
 - 1.4.1. Dermatological Record
 - 1.4.2. General Medical Records
 - 1.4.3. Dermatological Medical Records
- 1.5. General and Dermatological Examination
 - 1.5.1. Primary Skin Lesions
 - 1.5.2. Secondary Skin Lesions
 - 1.5.3. Clinical Patterns
- 1.6. Differential Diagnoses
 - 1.6.1. Most Common Dermatitis
 - 1.6.2. Least Common Dermatitis
- 1.7. Complementary Diagnostic Tests
 - 1.7.1. Skin Scraping
 - 1.7.2. Trichogram
 - 1.7.3. Hair Brushing
 - 1.7.4. Adhesive Tape
 - 1.7.5. Imprint
 - 1.7.6. Cultivation Methods
 - 1.7.7. Skin biopsy

- 1.8. Skin Cytology
 - 1.8.1. Sample Collection
 - 1.8.2. Processing and Staining
 - 1.8.3. Interpretation
- 1.9. Cutaneous histopathology
 - 1.9.1. Inflammatory Patterns
 - 1.9.2. Atrophic Patterns
 - 1.9.3. Neoplasm Patterns
- 1.10. Treatments: Overview
 - 1.10.1. Topical
 - 1.10.1.1. Shampoo
 - 1.10.1.2. Solution
 - 1.10.1.3. Foams
 - 1.10.1.4. Wipes
 - 1.10.2. Systemic
 - 1.10.2.1. Oral
 - 1.10.2.2. Parenteral Route

Module 2. Allergic Dermatoses

- 2.1. Itching as a Basic Sign of Allergy
 - 2.1.1. Etiopathogenesis of Pruritus
 - 2.1.2. Differential Diagnosis of Pruritus
- 2.2. Canine Atopic Dermatitis (CAD)
 - 2.2.1. Dermatitis Similar to Atopy (Intrinsic)
- 2.3. Food Allergy
 - 2.3.1. Etiopathogenesis
 - 2.3.2. Clinical Aspects
- 2.4. Allergic Flea Bite Dermatitis (AFBD)
 - 2.4.1. Allergic Reactions to Other Insects (Mosquitoes, Hymenoptera)
- 2.5. Contact Dermatitis
 - 2.5.1. Etiopathogenesis
 - 2.5.2. Clinical Aspects



- 2.6. Eosinophilic Dermatoses in the Dog
 - 2.6.1. Etiopathogenesis
 - 2.6.2. Clinical Aspects
- 2.7. Allergy in Cats
 - 2.7.1. Clinical Manifestations Associated with Pruritis in Cats
 - 2.7.2. Flea Allergy Dermatitis (FAD)
 - 2.7.3. Food Allergy
 - 2.7.4. Feline Hypersensitivity Dermatitis Not to Fleas, Not to Food (Feline Atopic Syndrome)
 - 2.7.5. Relationship Between Stress and Allergic Dermatoses in Cats
- 2.8. Clinical Diagnostic Protocol for Allergy
 - 2.8.1. Clinical Aspects of Diagnostic Usefulness
 - 2.8.2. Differential Diagnosis
 - 2.8.3. Diagnostic Approach to an Allergic Patient Step by Step
 - 2.8.4. Test and Diagnostic Trials
- 2.9. Treatment Strategies in the Allergic Animal
 - 2.9.1. Allergen Avoidance
 - 2.9.2. Hyposensitizing Immunotherapy
 - 2.9.3. Antipruriginal Therapy
 - 2.9.4. Control of Infections/ Overgrowths
 - 2.9.5. Moisturizing/Emollient Therapy
- 2.10. Dermocosmetics in the Allergic Patient
 - 2.10.1. Active Ingredients and Galenic Formulations
 - 2.10.2. Moisturizing/Emollient Topical Therapy
 - 2.10.3. Antipruriginal Topical Therapy
 - 2.10.4. Shampoo Therapy

05 Methodology

This academic program offers students a different way of learning. Our methodology uses a cyclical learning approach: **Relearning**.

This teaching system is used, for example, in the most prestigious medical schools in the world, and major publications such as the **New England Journal of Medicine** have considered it to be one of the most effective.





“

Discover Relearning, a system that abandons conventional linear learning, to take you through cyclical teaching systems: a way of learning that has proven to be extremely effective, especially in subjects that require memorization"

At TECH we use the Case Method

What should a professional do in a given situation? Throughout the program you will be presented with multiple simulated clinical cases based on real patients, where you will have to investigate, establish hypotheses and, finally, resolve the situation. There is an abundance of scientific evidence on the effectiveness of the method. Specialists learn better, faster, and more sustainably over time.

With TECH you will experience a way of learning that is shaking the foundations of traditional universities around the world.



According to Dr. Gérvas, the clinical case is the annotated presentation of a patient, or group of patients, which becomes a "case", an example or model that illustrates some peculiar clinical component, either because of its teaching power or because of its uniqueness or rarity. It is essential that the case is based on current professional life, in an attempt to recreate the actual conditions in a veterinarian's professional practice.

“

Did you know that this method was developed in 1912, at Harvard, for law students? The case method consisted of presenting students with real-life, complex situations for them to make decisions and justify their decisions on how to solve them. In 1924, Harvard adopted it as a standard teaching method”

The effectiveness of the method is justified by four fundamental achievements:

1. Veterinarians who follow this method not only manage to assimilate concepts, but also develop their mental capacity through exercises to evaluate real situations and knowledge application
2. Learning is solidly translated into practical skills that allow the student to better integrate into the real world.
3. Ideas and concepts are understood more efficiently, given that the example situations are based on real-life.
4. The feeling that the effort invested is effective becomes a very important motivation for veterinarians, which translates into a greater interest in learning and an increase in the time dedicated to working on the course.



Relearning Methodology

At TECH we enhance the case method with the best 100% online teaching methodology available: Relearning.

This university is the first in the world to combine the study of clinical cases with a 100% online learning system based on repetition, combining a minimum of 8 different elements in each lesson, a real revolution with respect to the mere study and analysis of cases.



Veterinarians will learn through real cases and by resolving complex situations in simulated learning environments. These simulations are developed using state-of-the-art software to facilitate immersive learning.

At the forefront of world teaching, the Relearning method has managed to improve the overall satisfaction levels of professionals who complete their studies, with respect to the quality indicators of the best online university (Columbia University).

With this methodology more than 65,000 veterinarians have been trained with unprecedented success in all clinical specialties, regardless of the surgical load. Our teaching method is developed in a highly demanding environment, where the students have a high socio-economic profile and an average age of 43.5 years.

Relearning will allow you to learn with less effort and better performance, involving you more in your training, developing a critical mindset, defending arguments, and contrasting opinions: a direct equation for success.

In our program, learning is not a linear process, but rather a spiral (learn, unlearn, forget, and re-learn). Therefore, we combine each of these elements concentrically.

The overall score obtained by TECH's learning system is 8.01, according to the highest international standards.



This program offers the best educational material, prepared with professionals in mind:



Study Material

All teaching material is produced by the specialists who teach the course, specifically for the course, so that the teaching content is highly specific and precise.

These contents are then applied to the audiovisual format, to create the TECH online working method. All this, with the latest techniques that offer high quality pieces in each and every one of the materials that are made available to the student.



Latest Techniques and Procedures on Video

TECH introduces students to the latest techniques, the latest educational advances and to the forefront of current and procedures of veterinary techniques. All of this in direct contact with students and explained in detail so as to aid their assimilation and understanding. And best of all, you can watch the videos as many times as you like.



Interactive Summaries

The TECH team presents the contents attractively and dynamically in multimedia lessons that include audio, videos, images, diagrams, and concept maps in order to reinforce knowledge.

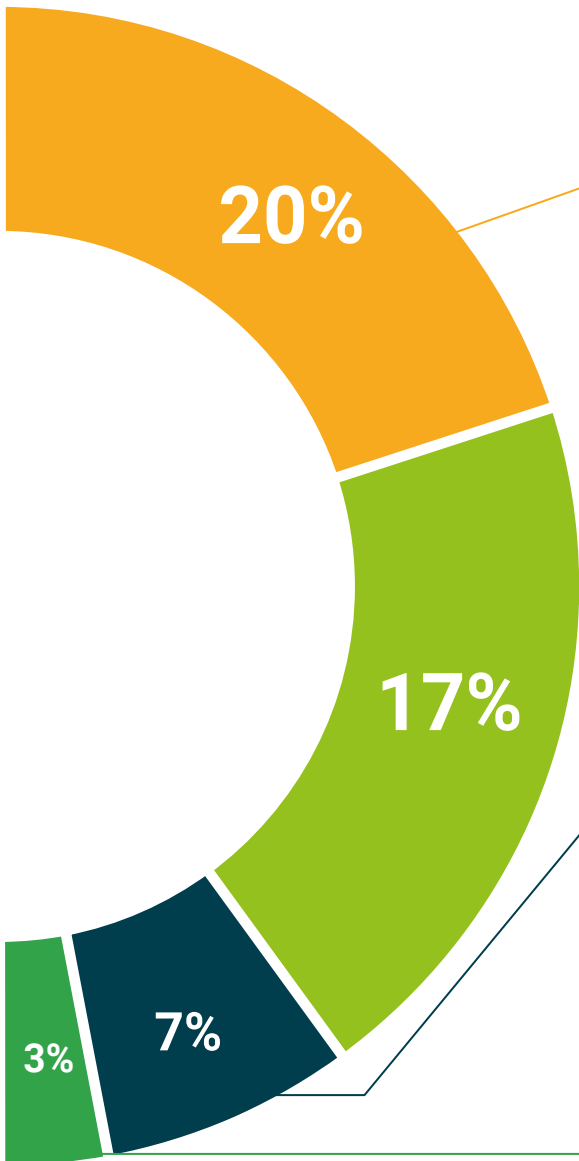
This exclusive educational system for presenting multimedia content was awarded by Microsoft as a "European Success Story".



Additional Reading

Recent articles, consensus documents and international guidelines, among others. In TECH's virtual library, students will have access to everything they need to complete their course.





Expert-Led Case Studies and Case Analysis

Effective learning ought to be contextual. Therefore, TECH presents real cases in which the expert will guide students, focusing on and solving the different situations: a clear and direct way to achieve the highest degree of understanding.



Testing & Retesting

We periodically evaluate and re-evaluate students' knowledge throughout the program, through assessment and self-assessment activities and exercises, so that they can see how they are achieving their goals.



Classes

There is scientific evidence suggesting that observing third-party experts can be useful.
Learning from an Expert strengthens knowledge and memory, and generates confidence in future difficult decisions.



Quick Action Guides

TECH offers the most relevant contents of the course in the form of worksheets or quick action guides. A synthetic, practical, and effective way to help students progress in their learning.



06 Certificate

The Postgraduate Certificate in Allergic Dermatoses guarantees you, in addition to the most rigorous and up-to-date training, access to a Postgraduate Certificate issued by TECH Technological University.



“

Successfully complete this program and receive your university degree without travel or laborious paperwork”

This **Postgraduate Certificate in Allergic Dermatoses** contains the most complete and up-to-date scientific program on the market.

After the student has passed the assessments, they will receive their corresponding **Postgraduate Certificate** issued by **TECH Technological University** via tracked delivery*.

The certificate issued by **TECH Technological University** will reflect the qualification obtained in the Postgraduate Certificate, and meets the requirements commonly demanded by labor exchanges, competitive examinations, and professional career evaluation committees.

Title: **Postgraduate Certificate in Allergic Dermatoses**

Official N° of hours: **300 h.**



*Apostille Convention. In the event that the student wishes to have their paper certificate issued with an apostille, TECH EDUCATION will make the necessary arrangements to obtain it, at an additional cost.

future

health confidence people

education information tutors

guarantee accreditation teaching

institutions technology learning

community commitment

personalized service innovation

knowledge present quality

online training

development languages

virtual classroom

tech technological
university

Postgraduate Certificate Allergic Dermatoses

- » Modality: online
- » Duration: 12 weeks
- » Certificate: TECH Technological University
- » Dedication: 16h/week
- » Schedule: at your own pace
- » Exams: online

Postgraduate Certificate

Allergic Dermatoses

