

Postgraduate Certificate

Acquired Heart Disease. Chronic Mitral and Tricuspid Valve Disease. Endocarditis. Pericardial Alterations. Cardiac Masses



Postgraduate Certificate
Acquired Heart Disease.
Chronic Mitral
and Tricuspid Valve Disease.
Endocarditis. Pericardial
Alterations. Cardiac Masses

Course Modality: **Online**

Duration: **6 weeks**

Certificate: **TECH Technological University**

Official N° of Hours: **150 h.**

Website: www.techtute.com/veterinary-medicine/postgraduate-certificate/acquired-heart-disease-chronic-mitral-tricuspid-valve-disease-endocarditis-pericardial-alterations-cardiac-masses

Index

01

Introduction

p. 4

02

Objectives

p. 8

03

Course Management

p. 12

04

Structure and Content

p. 16

05

Methodology

p. 20

06

Certificate

p. 28

01

Introduction

Acquired Heart Diseases are the most frequent in the small animal clinic, in particular Chronic Degenerative Valve Disease. This disease, being the most prevalent, has been one of the most studied in recent years. Throughout this specialization, there will be an exhaustive analysis of etiology, diagnosis highlighting all the complementary tests and their assessment, how it has been changing and the new therapeutic advances that have been made in this disease, with up-to-date and relevant information.

This program develops specialized knowledge about the diseases that affect the pericardium and analyzes one of the most frequent etiologies such as cardiac masses.





“

This specialization is the best option you can find to specialize in veterinary cardiology and make more accurate diagnoses”

Cardiology of Small Animals is a subspecialty of Internal Medicine with a great development in the last decades. The teachers of this Postgraduate Certificate are at the forefront of the latest diagnostic techniques and treatment of cardiovascular diseases in small animals. Thanks to their specialized training, they have developed a useful, practical program adapted to the current reality, a reality that is becoming more and more demanding.

This comprehensive program compiles the different cardiovascular diseases affecting small animals. It starts with a solid development of the basics of cardiovascular physiology, pathophysiology and pharmacology, so often forgotten and so important and useful in daily clinical practice, followed by the optimization of clinical examination and diagnostic tests, and ending with the latest therapeutic protocols and patient monitoring procedures.

This education specializes the generalist clinician in an area that is increasingly in demand, partly because of its frequency, partly because of the need for specialization that this area demands.

In all the modules, a gradual exposition of knowledge at the physiological and pathophysiological level has been established, a development of the protocols for approaching patients with cardiovascular diseases with diagnostic and treatment algorithms, as well as the monitoring that should be done in these patients, since many of these diseases are chronic. It compiles the author's experience, without forgetting scientific rigor and the most important updates based on evidence. It develops the diseases, the action protocols and takes into account the integral approach to the patient, considering the disease, the patient and the owner in line with evidence-based medicine.

All topics incorporate numerous multimedia material: photos, videos and diagrams, so important in a specialty where imaging techniques are of great importance.

Finally, since this is an online Postgraduate Certificate, the students are not conditioned by fixed schedules, nor do they need to move to another physical location. All of the content can be accessed at any time of the day, so you can balance your working or personal life with your academic life.

This **Postgraduate Certificate in Acquired Heart Disease. Chronic Mitral and Tricuspid Valve Disease. Endocarditis. Pericardial Alterations. Cardiac Masses** contains the most complete and up-to-date educational program on the market. The most important features of the program include:

- ◆ The development of case studies presented by experts in Veterinary Cardiology.
- ◆ The graphic, schematic, and eminently practical contents with which they are created, provide scientific and practical information on the disciplines that are essential for professional practice.
- ◆ New developments in Acquired Heart Disease
- ◆ Practical exercises where the self-assessment process can be carried out to improve learning
- ◆ Its special emphasis on innovative methodologies in Acquired Heart Disease
- ◆ Theoretical lessons, questions to the expert, debate forums on controversial topics, and individual reflection assignments
- ◆ Content that is accessible from any fixed or portable device with an Internet connection



Do not miss the opportunity to take this Postgraduate Certificate with TECH. It's the perfect opportunity to advance your career and stand out in an industry with high demand for professionals"

“

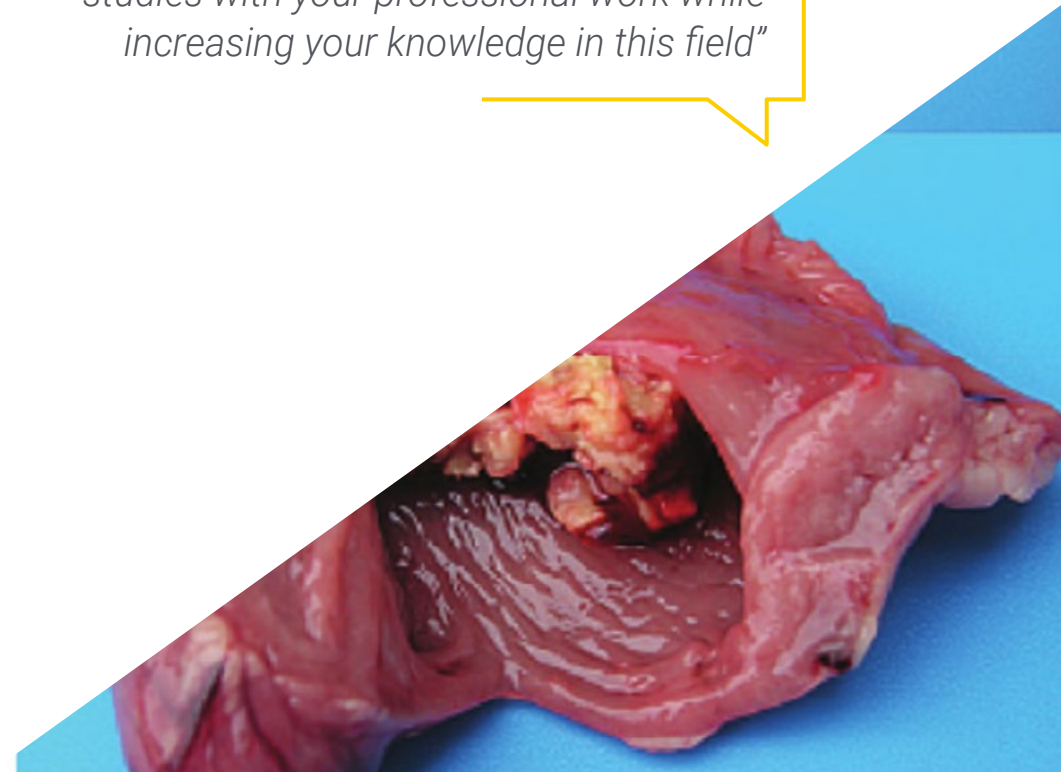
This Postgraduate Certificate is the best investment you can make in selecting a refresher program to update your veterinary knowledge in cardiology”

Its multimedia content, developed with the latest educational technology, will provide the professional with situated and contextual learning, i.e., a simulated environment that will provide an immersive education programmed to train in real situations.

This program is designed around Problem-Based Learning, whereby the professional must try to solve the different professional practice situations that arise during the academic program. For this purpose, the professional will be assisted by an innovative interactive video system created by renowned and experienced experts in Cardiology in Small Animals.

This specialization comes with the best didactic material, providing you with a contextual approach that will facilitate your learning”

This 100% online Postgraduate Certificate will allow you to combine your studies with your professional work while increasing your knowledge in this field”



02 Objectives

This Postgraduate Certificate in Acquired Heart Disease. Chronic Mitral and Tricuspid Valve Disease. Endocarditis. Pericardial Alterations. Cardiac Masses is oriented to facilitate the performance of the Veterinary Professional the latest advances and most innovative treatments in the sector.





“

Learn about the latest advances in the field from the comfort of your home, thanks to the online mode on which this program is based"



General Objectives

- Develop in detail the diagnosis of chronic degenerative valve disease
- Assess treatments and new therapies that have been developed in recent years for chronic degenerative valve disease
- Analyze the assessment and treatment of patients with pericardial effusion and patients with bacterial endocarditis





Specific Objectives

- ♦ Generate specialized knowledge on the epidemiology of chronic degenerative valve disease.
- ♦ Determine an assessment protocol in chronic degenerative valve disease
- ♦ Analyze the different tests used in the diagnosis of chronic degenerative valve disease
- ♦ Compile the information available on the therapy of chronic degenerative valve disease
- ♦ Propose a diagnostic and therapeutic algorithm for pericardial effusion
- ♦ Develop the pericardioventesis technique
- ♦ Examine the etiology of bacterial endocarditis
- ♦ Determine a diagnostic and therapeutic algorithm for bacterial endocarditis



A path to achieve training and professional growth that will propel you towards a greater level of competitiveness in the employment market"

03

Course Management

The program's teaching staff includes leading experts in veterinary cardiology who bring the experience of their work to this specialization. They are world-renowned veterinarians from different countries with proven theoretical and practical professional experience.



“

Our teaching team, experts in cardiology in small animals, will help you achieve success in your profession"

Management



Dr. Martínez Delgado, Rubén

- Since 2017, he has headed the Cardiology service at the Estoril Veterinary Hospital, Móstoles.
- Collaborates with the Veterinary Hospital of the UCM developing the part of minimally invasive interventional cardiology.
- From 2010 to the present, he has been working as an ambulatory Cardiologist in many centers in Madrid and surrounding areas.
- Graduated in Veterinary Medicine in 2008 from the Complutense University of Madrid (UCM).
- Internships in Surgery (2006) and in Cardiology (2007-2008) at UCM.
- 2008 collaboration project in minimally invasive interventional cardiology in the cardiology service of the UCM.
- From 2009 to 2010 he completed the Intership of the official internship of the European College of Internal Medicine (ECVIM) at the Gran Sasso Veterinary Clinic in Milan (a reference center in cardiology and ultrasound diagnosis and a center specialized in interventional cardiology).
- He is a member of AVEPA and GECAR and a regular attendee of congresses in the specialty of Cardiology and Diagnostic Imaging. He has also presented several lectures on electrocardiography and echocardiography.



04

Structure and Content

The structure of the contents has been designed by the best professionals in the field of Acquired Heart Disease, with extensive experience and recognized prestige in the profession, backed by the volume of cases reviewed, studied and diagnosed, and with extensive knowledge of new technologies applied to veterinary medicine.




“

This Postgraduate Certificate contains the most complete and up-to-date scientific program on the market”

Module 1 Acquired Heart Disease. Chronic Mitral and Tricuspid Valve Disease
Endocarditis. Pericardial Alterations. Cardiac Masses

- 1.1. Chronic Degenerative Valve Disease I. Etiology
 - 1.1.1. Valvular Anatomy
 - 1.1.2. Etiology
 - 1.1.3. Prevalence
- 1.2. Chronic Degenerative Valve Disease II. Pathology
 - 1.2.1. Pathophysiology
 - 1.2.2. Staging and Classification
- 1.3. Chronic Degenerative Valve Disease III. Diagnosis
 - 1.3.1. History and Exploration
 - 1.3.2. Radiology
 - 1.3.3. Electrocardiogram (ECG)
 - 1.3.4. Echocardiography
 - 1.3.5. Biochemical Tests
 - 1.3.6. Differential Diagnoses
- 1.4. Chronic Degenerative Valve Disease III. Echocardiographic Assessment
 - 1.4.1. Valvular Anatomy
 - 1.4.1.1. Appearance and Movement
 - 1.4.1.2. Degenerative Lesions
 - 1.4.1.3. Prolapses
 - 1.4.1.4. Ruptured Chordae Tendineae
 - 1.4.2. Dimensions and Functionality of the Left Ventricle
 - 1.4.3. Quantification of Regurgitation
 - 1.4.4. Echocardiographic Staging
 - 1.4.4.1. Cardiac Remodeling
 - 1.4.4.2. Regurgitation Flows and Fraction
 - 1.4.4.3. Left Atrial Pressures
 - 1.4.4.4. Pulmonary Hypertension
- 1.5. Chronic Degenerative Valve Disease IV. Progression and Decompensation Risk Analysis
 - 7.5.1. Risk Factors for Progression
 - 7.5.2. Decompense Prediction
 - 7.5.3. Particularities in the Evolution of Tricuspid Pathology





- 1.5.4. Owner's Role
- 1.5.5. Periodicity of Revisions
- 1.6. Chronic Degenerative Valve Disease V. Therapies
 - 1.6.1. Medical Treatment
 - 1.6.2. Surgical Management
- 1.7. Chronic Degenerative Valve Disease VI. Complicating Factors
 - 1.7.1. Arrhythmias
 - 1.7.2. Pulmonary Hypertension
 - 1.7.3. Systemic Arterial Hypertension
 - 1.7.4. Renal Insufficiency
 - 1.7.5. Atrial Rupture
- 1.8. Infectious Endocarditis
 - 1.8.1. Aetiology and Pathophysiology of Bacterial Endocarditis
 - 1.8.2. Diagnosis of Bacterial Endocarditis
 - 1.8.3. Treatment of Bacterial Endocarditis
- 1.9. Pericardial Alterations
 - 1.9.1. Pericardium Anatomy and Physiology
 - 1.9.2. Pathophysiology of Pericardial Tamponade
 - 1.9.3. Diagnosis of Pericardial Tamponade
 - 1.9.4. Types of Pericardial Alterations
 - 1.9.4.1. Hernias and Defects
 - 1.9.4.2. Spills or Effusions (Types and Origins)
 - 1.9.4.3. Masses
 - 1.9.4.4. Constrictive Pericarditis
 - 1.9.5. Pericardiocentesis and Protocol of Action
- 1.10. Cardiac Masses
 - 1.10.1. Aortic Base Tumors
 - 1.10.2. Hemangiosarcoma
 - 1.10.3. Mesothelioma
 - 1.10.4. Intracavitary Tumors
 - 1.10.5. Clots: Atrial Rupture

05 Methodology

This academic program offers students a different way of learning. Our methodology uses a cyclical learning approach: **Relearning**.

This teaching system is used, for example, in the most prestigious medical schools in the world, and major publications such as the **New England Journal of Medicine** have considered it to be one of the most effective.





“

Discover Relearning, a system that abandons conventional linear learning, to take you through cyclical teaching systems: a way of learning that has proven to be extremely effective, especially in subjects that require memorization"

At TECH we use the Case Method

What should a professional do in a given situation? Throughout the program you will be presented with multiple simulated clinical cases based on real patients, where you will have to investigate, establish hypotheses and, finally, resolve the situation. There is an abundance of scientific evidence on the effectiveness of the method. Specialists learn better, faster, and more sustainably over time.

With TECH you will experience a way of learning that is shaking the foundations of traditional universities around the world.



According to Dr. Gérvas, the clinical case is the annotated presentation of a patient, or group of patients, which becomes a "case", an example or model that illustrates some peculiar clinical component, either because of its teaching power or because of its uniqueness or rarity. It is essential that the case is based on current professional life, in an attempt to recreate the actual conditions in a veterinarian's professional practice.

“

Did you know that this method was developed in 1912, at Harvard, for law students? The case method consisted of presenting students with real-life, complex situations for them to make decisions and justify their decisions on how to solve them. In 1924, Harvard adopted it as a standard teaching method”

The effectiveness of the method is justified by four fundamental achievements:

1. Veterinarians who follow this method not only manage to assimilate concepts, but also develop their mental capacity through exercises to evaluate real situations and knowledge application
2. Learning is solidly translated into practical skills that allow the student to better integrate into the real world.
3. Ideas and concepts are understood more efficiently, given that the example situations are based on real-life.
4. The feeling that the effort invested is effective becomes a very important motivation for veterinarians, which translates into a greater interest in learning and an increase in the time dedicated to working on the course.



Relearning Methodology

At TECH we enhance the case method with the best 100% online teaching methodology available: Relearning.

This university is the first in the world to combine the study of clinical cases with a 100% online learning system based on repetition, combining a minimum of 8 different elements in each lesson, a real revolution with respect to the mere study and analysis of cases.



Veterinarians will learn through real cases and by resolving complex situations in simulated learning environments. These simulations are developed using state-of-the-art software to facilitate immersive learning.

At the forefront of world teaching, the Relearning method has managed to improve the overall satisfaction levels of professionals who complete their studies, with respect to the quality indicators of the best online university (Columbia University).

With this methodology more than 65,000 veterinarians have been trained with unprecedented success in all clinical specialties, regardless of the surgical load. Our teaching method is developed in a highly demanding environment, where the students have a high socio-economic profile and an average age of 43.5 years.


Relearning will allow you to learn with less effort and better performance, involving you more in your training, developing a critical mindset, defending arguments, and contrasting opinions: a direct equation for success.

In our program, learning is not a linear process, but rather a spiral (learn, unlearn, forget, and re-learn). Therefore, we combine each of these elements concentrically.

The overall score obtained by TECH's learning system is 8.01, according to the highest international standards.



This program offers the best educational material, prepared with professionals in mind:



Study Material

All teaching material is produced by the specialists who teach the course, specifically for the course, so that the teaching content is highly specific and precise.

These contents are then applied to the audiovisual format, to create the TECH online working method. All this, with the latest techniques that offer high quality pieces in each and every one of the materials that are made available to the student.



Latest Techniques and Procedures on Video

TECH introduces students to the latest techniques, the latest educational advances and to the forefront of current and procedures of veterinary techniques. All of this in direct contact with students and explained in detail so as to aid their assimilation and understanding. And best of all, you can watch the videos as many times as you like.



Interactive Summaries

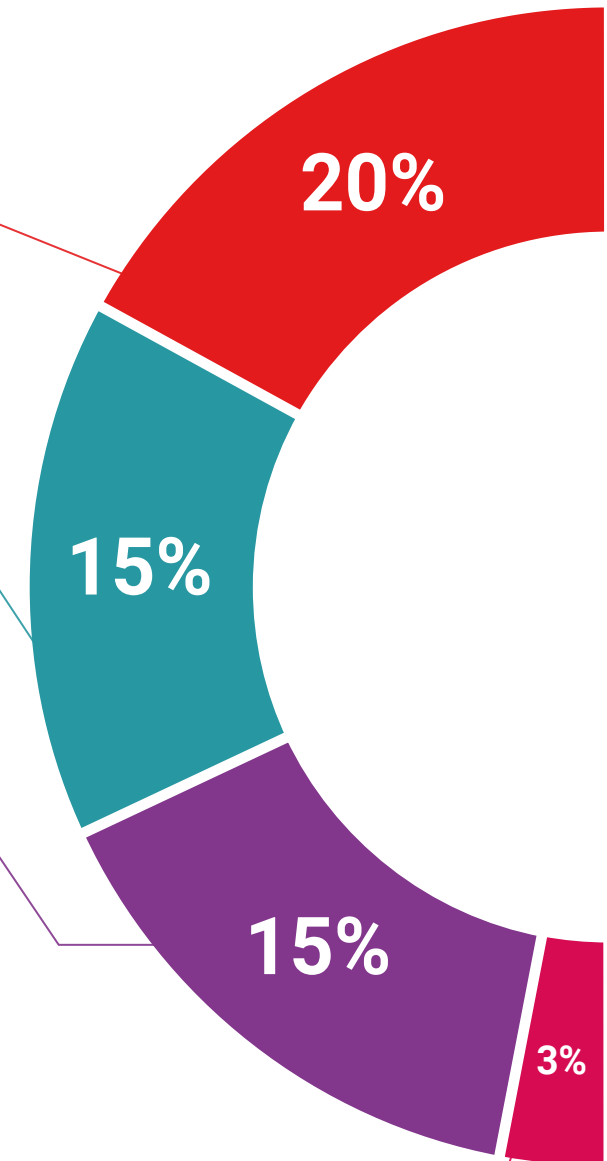
The TECH team presents the contents attractively and dynamically in multimedia lessons that include audio, videos, images, diagrams, and concept maps in order to reinforce knowledge.

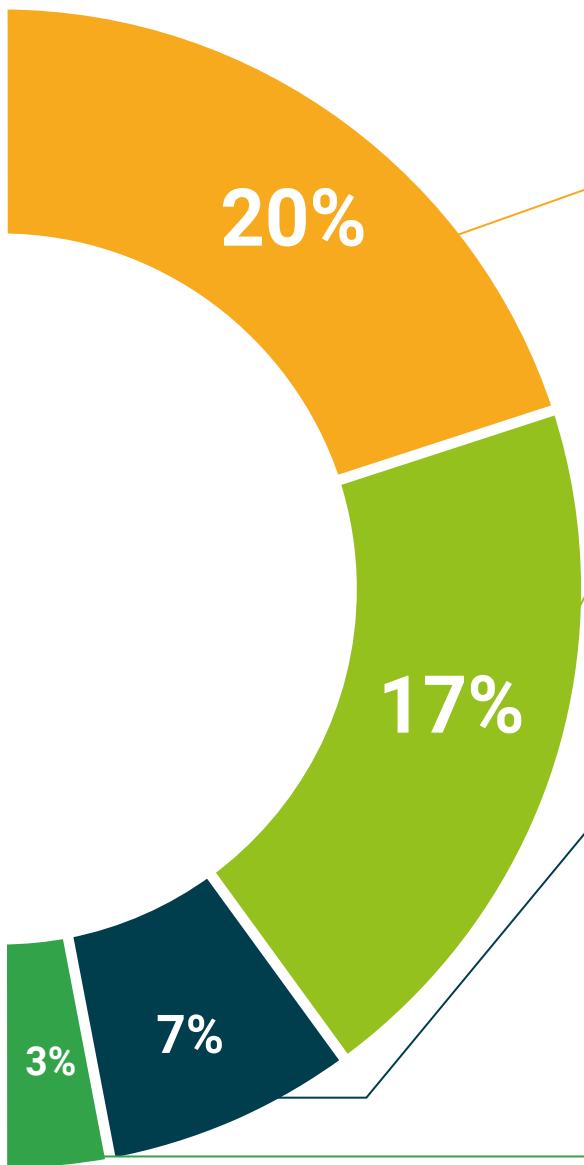
This exclusive educational system for presenting multimedia content was awarded by Microsoft as a "European Success Story".



Additional Reading

Recent articles, consensus documents and international guidelines, among others. In TECH's virtual library, students will have access to everything they need to complete their course.





Expert-Led Case Studies and Case Analysis

Effective learning ought to be contextual. Therefore, TECH presents real cases in which the expert will guide students, focusing on and solving the different situations: a clear and direct way to achieve the highest degree of understanding.



Testing & Retesting

We periodically evaluate and re-evaluate students' knowledge throughout the program, through assessment and self-assessment activities and exercises, so that they can see how they are achieving their goals.



Classes

There is scientific evidence suggesting that observing third-party experts can be useful.
Learning from an Expert strengthens knowledge and memory, and generates confidence in future difficult decisions.



Quick Action Guides

TECH offers the most relevant contents of the course in the form of worksheets or quick action guides. A synthetic, practical, and effective way to help students progress in their learning.



06 Certificate

.This Postgraduate Certificate in Acquired Heart Disease. Chronic Mitral and Tricuspid Valve Disease. Endocarditis. Pericardial Alterations. Cardiac Masses guarantees students, in addition to the most rigorous and up-to-date education, access to a Postgraduate Certificate issued by TECH Technological University.



“

Successfully complete this program and receive your university qualification without having to travel or fill out laborious paperwork”

This **Postgraduate Certificate in Acquired Heart Disease. Chronic Mitral and Tricuspid Valve Disease. Endocarditis. Pericardial Alterations. Cardiac Masses** contains the most complete and up-to-date scientific program on the market.

After the student has passed the assessments, they will receive their corresponding **Postgraduate Certificate** issued by **TECH Technological University** via tracked delivery*.

The certificate issued by **TECH Technological University** will reflect the qualification obtained in the Postgraduate Certificate, and meets the requirements commonly demanded by job markets, competitive examinations and professional career evaluation committees.

Title: **This Postgraduate Certificate in Acquired Heart Disease. Chronic Mitral and Tricuspid Valve Disease. Endocarditis Pericardial Alterations. Cardiac Masses**

Official N° of Hours: **150 h.**



*Apostille Convention. In the event that the student wishes to have their paper certificate issued with an apostille, TECH EDUCATION will make the necessary arrangements to obtain it, at an additional cost.

future
health confidence people
education information tutors
guarantee accreditation teaching
institutions technology learning
community commitment
personalized service innovation
knowledge present
development language
virtual classroom



Postgraduate Certificate

Acquired Heart Disease.
Chronic Mitral
and Tricuspid Valve Disease.
Endocarditis Pericardial
Alterations. Cardiac Masses

Course Modality: Online

Duration: 6 weeks

Certificate: TECH Technological University

Official N° of Hours: 150 h.

Postgraduate Certificate

Acquired Heart Disease. Chronic Mitral and Tricuspid Valve Disease. Endocarditis. Pericardial Alterations. Cardiac Masses

