

# Internship Program

## Veterinary Oncology in Small Animals





**tech** global  
university

Internship Program  
Veterinary Oncology  
in Small Animals

# Index

01

Introduction

---

*p. 4*

02

Why Study an  
Internship Program?

---

*p. 6*

03

Objectives

---

*p. 8*

04

Educational Plan

---

*p. 10*

05

Where Can I Do the  
Internship Program?

---

*p. 12*

06

General Conditions

---

*p. 18*

07

Certificate

---

*p. 20*

# 01 Introduction

New and developing antineoplastic drugs or advances in radiotherapy have given an important boost to the approach to small animals with cancer. Thus, these advances have favored the countless cases that are treated daily in veterinary practices. In this sense, TECH has designed a 100% practical program, which provides professionals with a real update, in a prestigious clinical center and surrounded by the best specialists. All this in a 3-week stay, which will take the veterinarian to know, first hand, the most relevant advances in diagnostic techniques and treatment of small oncological animals.



*Make an effective update in Veterinary Oncology thanks to the Internship Program designed by TECH"*







The increase of pets, especially dogs and cats, in homes, has led to a significant increase of these small animals in veterinary consultations, where oncology patients are also detected on a daily basis. The information provided to patients in this difficult scenario is the first step towards the beginning of a process that seeks the welfare of the animal.

In this scenario, new technologies and pharmacological progress have allowed oncology patients to obtain a better outcome for their cancer. A reality that undoubtedly leads professionals to be continuously updated, to apply the most effective techniques in this field. For this reason, TECH has designed this Internship Program, which provides a real response to the needs of veterinarians who are looking for a

This is a practical stay in a reference clinical center, where they will be guided by a specialist with extensive experience in the approach to the oncological animal. In this way, the professionals will be able to see, first hand, all the progress that has been made in this field and integrate it into their daily practice. A unique opportunity that only TECH offers you.

“

*Small Animal Oncology has undergone a great development in the last decades: update yourself with TECH"*

# 02

## Why Study an Internship Program?

With the launch of this program, TECH goes much further in the pedagogical field. On this occasion, it moves away from the purely theoretical framework, to immerse the professionals in a real clinical environment, where they will be able to update their knowledge in a 100% practical way alongside the best professionals in the field of Veterinary Oncology. Thus, during 3 intensive weeks, the veterinarians will be integrated into a team with extensive experience in the care of small animals suffering from some type of cancer. In this way, they will be able to learn about the latest scientific findings in this area and the different strategies used to make precise diagnoses and accurate treatments. A unique academic opportunity that not only revolutionizes the traditional pedagogical systems, but also puts the specialist at the center of the equation to offer them a learning with real utility and adapted to their needs.



*With this Internship Program, TECH responds to the real needs of veterinarians in the field of Small Animal Oncology"*

### 1. Updating from the latest technology available

New technologies have improved the image quality of diagnostic equipment, as well as the use of chemotherapy or radiotherapy in oncology patients. In view of this reality, TECH has designed this program to bring the professional closer to the most avant-garde technology, in a first level clinical environment. In this way, they will have access to a stay that will provide them with an update of their knowledge in state-of-the-art equipment.

### 2. Gaining In-Depth Knowledge from the Experience of Top Specialists

The professionals who enter into this Internship Program will not be alone, since from the beginning they will be accompanied and tutored by a specialized professional, belonging to the clinical center where the stay will take place. This will allow them to be side by side with excellent professionals, who will show them the most notable advances in the oncological field, as well as the services provided to both patients and owners of the animal.

### 3. Entering First-Class Clinical Environments

The distinctive mark of this training is the practice from the first moment in a prestigious clinical center. That is why TECH carries out a rigorous selection of all the centers that are part of this program. In this way, the specialists will have the guarantee of being able to access a first level space in the area of Veterinary Oncology in Small Animals, checking the day to day of a demanding and rigorous environment.





#### **4. Putting the acquired knowledge into daily practice from the very first moment**

Currently, there are many programs focused solely and exclusively on providing theoretical knowledge, but that do not come close to the practical needs of updating. That is why TECH has created a 100% practical stay, which allows the professionals to get in front of state-of-the-art procedures in the field of Veterinary Oncology in Small Animals and, best of all, to take it to professional practice in only 3 weeks.

#### **5. Expanding the Boundaries of Knowledge**

TECH offers the possibility of doing this Internship Program, not only in national, but also in international centers. This way, the specialist will be able to expand their frontiers and catch up with the best professionals, who practice in first class centers and in different continents. A unique opportunity that only TECH, the largest online university in the world, could offer.



*You will have full practical immersion  
at the center of your choice"*



# 03

## Objectives

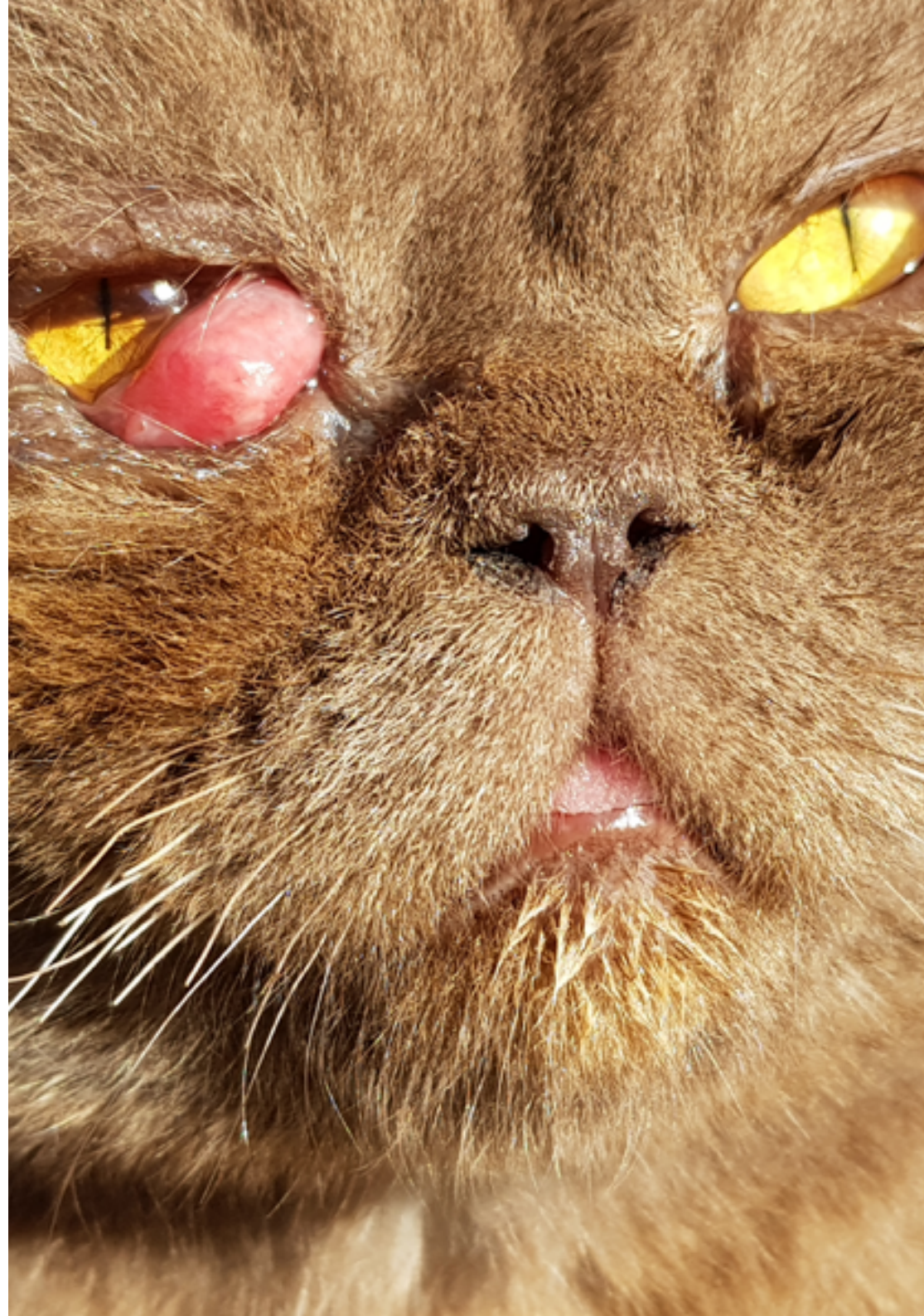
The Internship Program in Veterinary Oncology in Small Animals aims to update the knowledge of professionals for their professional development in this sector, giving them the opportunity to learn first hand the practical application of the theory, dealing with real cases with the best experts. In this way, the students acquire greater competences in a highly demanded field, in a center with great experience and the best medical equipment.



### General Objectives

---

- Use the latest techniques, modern scientific postulates and application of state-of-the-art technologies in oncological treatments in dogs and cats
- Update knowledge in the methods and protocols used in Veterinary Oncology, under the supervision of experts with extensive experience
- Know the existing pharmacology for its application in treatments at different stages of the disease







## Specific Objectives

---

- Examine the basis of tumor biology and etiology of cancer
- Analyze the different types of epidemiologic studies used in cancer research
- Generate protocols for a general approach to cancer patients
- Perform cytological technique and interpretation
- Propose a system for biological specimen referral to anatomic pathology laboratories and analyze the information provided in anatomopathological reports
- Examine the different modalities in imaging techniques used to diagnose cancer patients
- Present the molecular diagnostic techniques available in oncology
- Evaluate the therapeutic modalities of cancer treatment such as surgery and chemotherapy
- Evaluate therapeutic modalities in new-onset and/or less accessible cancers
- Define para-neoplastic syndromes and associated complications
- Analyze key aspects of informing owners about small animal cancers
- Specify palliative care in cancer patients
- Propose diagnostic and therapeutic protocols for canine and feline mastocytoma
- Evaluate the diagnostic and therapeutic approach in injection site-associated sarcomas in cats
- Establish action, staging and therapeutic protocols for melanoma in dogs
- Analyze the principles of skin tumor oncologic surgery and reconstruction techniques
- Compile the different techniques that can be used in the surgical treatment of respiratory tumors in dogs and cats
- Analyze the diagnostic and therapeutic approach to the main digestive tumors in dogs and cats
- Examine the different techniques available for the surgical approach of the main neoplasms in dogs and cats



*You will have access to a first class clinic at the forefront of medical equipment and oncology treatments, together with the best experts in the sector"*

# 04

## Educational Plan

The Internship Program of this program in Veterinary Oncology in Small Animals consists of a 3-week practical stay in a prestigious veterinary center. During this period, the professionals will be able to integrate the most significant advances in this field, being able to apply them directly in their practice or in any other center where they wish to develop their profession.

In this completely practical Internship Program, the activities are aimed at developing and perfecting the skills necessary to provide healthcare care in areas and conditions that require highly qualified professionals, and are oriented towards specific expertise for practicing the activity, in a safe environment for the patient and with highly professional performance.

The practical teaching will be carried out with the active participation of the student performing the activities and procedures of each area of competence (learning to learn and learning to do), with the accompaniment and guidance of teachers and other training partners that facilitate teamwork and multidisciplinary integration as transversal competences for the veterinary oncology praxis (learning to be and learning to relate).

The procedures described below will form the basis of the practical part of the training, and their implementation is subject to both the suitability of the patients and the availability of the center and its workload, with the proposed activities being as follows:







Module	Practical Activity
<b>Anatomopathologic Diagnosis</b>	Provide support in performing analyses of chemical, physical and hormonal factors of cancer
	Evaluate small animal metastases
	Perform cytology analysis: epithelial tumors, mesenchymal tumors, round cell tumors and metastatic tumors and tumors exfoliating to cavities
	Interpret cytological and histological reports
	Performing biopsies and referral of a specimen
<b>Imaging and Molecular Diagnostic Techniques. Chemotherapy, Electrochemotherapy and Molecular/ Targeted Therapy</b>	Perform diagnostic imaging in the cancer patient: radiology, ultrasound, computed tomography and magnetic resonance imaging
	Perform diagnostic imaging techniques in neoplasms of the respiratory system, urinary system neoplasms, hepatopoietic neoplasms, skin neoplasms, nervous system neoplasms and musculoskeletal neoplasms
	Evaluate molecular diagnostics in small animals
	Oncologic surgery examination: sampling and biopsies, cytoreductive and palliative surgeries, etc
	Evaluate the option of applying chemotherapy or electrochemotherapy
	Collaborate in the performance of molecular/targeted therapy
<b>Treatment of the animal with cancer</b>	Offering support in the performance of radiotherapy tests: radiation, stereotactic stereotactic radiation, palliative radiotherapy, etc
	Perform immunotherapy evaluation in small animals
	Perform interventional oncology examination in small animals
	Analyze complications of oncologic therapy: hematologic, digestive and other side effects
	Analyze paraneoplastic syndromes in small animals
	Practice in communication with the owner: how to break the news, how to deal with the end and how to take care of yourself emotionally
<b>Treatment of tumors</b>	Perform analysis of tumors of the endocrine system: adrenal, thyroid, Insulinomas, pituitary tumors in small animals
	Evaluate the option of performing endocrine surgery: adrenal surgery, thyroid surgery, pancreas surgery
	Perform analysis of canine and feline mammary tumors
	Collaborate in the evaluation of ophthalmologic tumors
	Perform analysis of tumors of the male and female reproductive system
	Use surgical techniques in the male and female genital apparatus, kidney surgical techniques, ureter surgical techniques, bladder surgical techniques and urethral surgical techniques



# 05

## Where Can I Do the Internship Program?

One of the elements that makes this program unique is the possibility of being taken in different leading veterinary centers. In this way, TECH strengthens its commitment to quality education affordable for everyone. An unprecedented fact that makes this program a reference in the academic panorama.


“

*If you want to keep abreast of technical and procedural advances in Veterinary Oncology, you are in the right program"*





The student will be able to do this program at the following centers:



**Veterinary-medicine**

### Hospital Veterinario Retiro

Country	City
Spain	Madrid


Address: Av. de Menéndez Pelayo, 9

Veterinary hospital specialized in Nutrition and 24-hour emergency care

---

**Related internship programs:**

- Veterinary Traumatology and Orthopedic Surgery
- Veterinary Emergencies in Small Animals



**Veterinary-medicine**

### Centro Veterinario San Antón

Country	City
Spain	Madrid


Address: Avenida de la Libertad, 93. Local 14-16, 28770 Colmenar Viejo

Veterinary Center offering personalized attention to different animal species.

---

**Related internship programs:**

- Veterinary Anesthesiology
- Veterinary Cardiology in Small Animals



**Veterinary-medicine**

### Hospital Veterinario MiVet Vets Manresa

Country	City
Spain	Barcelona


Address: Avinguda dels Països Catalans, 165, 08243 Manresa, Barcelona

Hospital with more than 20 years of experience in the integral attention of all types of species

---

**Related internship programs:**

- Veterinary Oncology in Small Animals
- Veterinary Emergencies in Small Animals



**Veterinary-medicine**

### Hospital Veterinario MiVet Faycan Catarroja

Country	City
Spain	Valencia

Address: Carrer Charco, 15, 46470 Catarroja, Valencia

Comprehensive animal care clinic with 24-hour emergency and hospitalization service.

---

**Related internship programs:**

- Veterinary Surgery in Small Animals



**Veterinary-medicine**

### Centro Veterinario MiVet Faucan Cartagena

Country	City
Spain	Murcia


Address: Av. Juan Carlos I, 5, 30310 Cartagena, Murcia

Veterinary Hospital with state-of-the-art facilities and specialized care 24 hours a day.

---

**Related internship programs:**

- Veterinary Surgery in Small Animals
- Veterinary Oncology in Small Animals



**Veterinary-medicine**

### Animalia BCN MiVet

Country	City
Spain	Barcelona

Address: Carrer de la Creu Coberta, 130, Barcelona

Veterinary Hospital in Barcelona with 24h attention 365 days a year

---

**Related internship programs:**

- Small Animal Dermatology
- Physiotherapies and Rehabilitation of Small Animals



### Hospital Veterinario Menes

Country	City
Spain	Asturias

Address: Calle Daniel Palacio Fernández, 15, 33204 Gijón, Asturias

Veterinary clinic with exclusive dedication to pets.

- 
- Related internship programs:**
- Small Animal Internal Medicine
  - Veterinary Ophthalmology in Small Animals



### Clínica Veterinaria Unzeta

Country	City
Spain	Madrid

Address: C. de Ferraz, 28, 28008 Madrid

Veterinary clinical assistance center for domestic animals

- 
- Related internship programs:**
- Small Animal Internal Medicine
  - Veterinary Oncology in Small Animals







Veterinary-medicine

### Clínica Veterinaria Don Bosco

Country: Argentina  
City: Buenos Aires

Address: Conquista de Desierto 662,  
Ezeiza, Bs. As

Clinic of general and specific specialties of Veterinary  
Medicine

**Related internship programs:**

- Veterinary Anesthesiology
- Veterinary Emergencies in Small Animals



Veterinary-medicine

### Clínica Veterinaria Panda

Country: Argentina  
City: Autonomous City  
of Buenos Aires

Address: Ruiz Huidobro 4771 Saavedra,  
Ciudad de Buenos Aires

Panda Veterinary Clinic with 25 years of experience  
and with five branches distributed  
in the City of Buenos Aires

**Related internship programs:**

- Small Animal Internal Medicine
- Veterinary Emergencies in Small Animals



Veterinary-medicine

### Centro Veterinario Puebla

Country City  
Mexico Puebla

Address: Calzada zavaleta 115 Local 1  
Santa Cruz Buenavista C.P 72154

General veterinary center  
with 24-hour emergency care

**Related internship programs:**  
-Veterinary Anesthesiology  
-Veterinary Cardiology in Small Animals



Veterinary-medicine

### Centro Veterinario CIMA

Country City  
Mexico Mexico City

Address: Av. Vía Adolfo López Mateos 70,  
Jardines de San Mateo, 53240 Naucalpan  
de Juárez, CDMX, Méx.

Clinical pet care center

**Related internship programs:**  
-Small Animal Internal Medicine  
-Veterinary Oncology in Small Animals







“

*Take advantage of this opportunity to surround yourself with expert professionals and nourish yourself with their work methodology”*



# 06

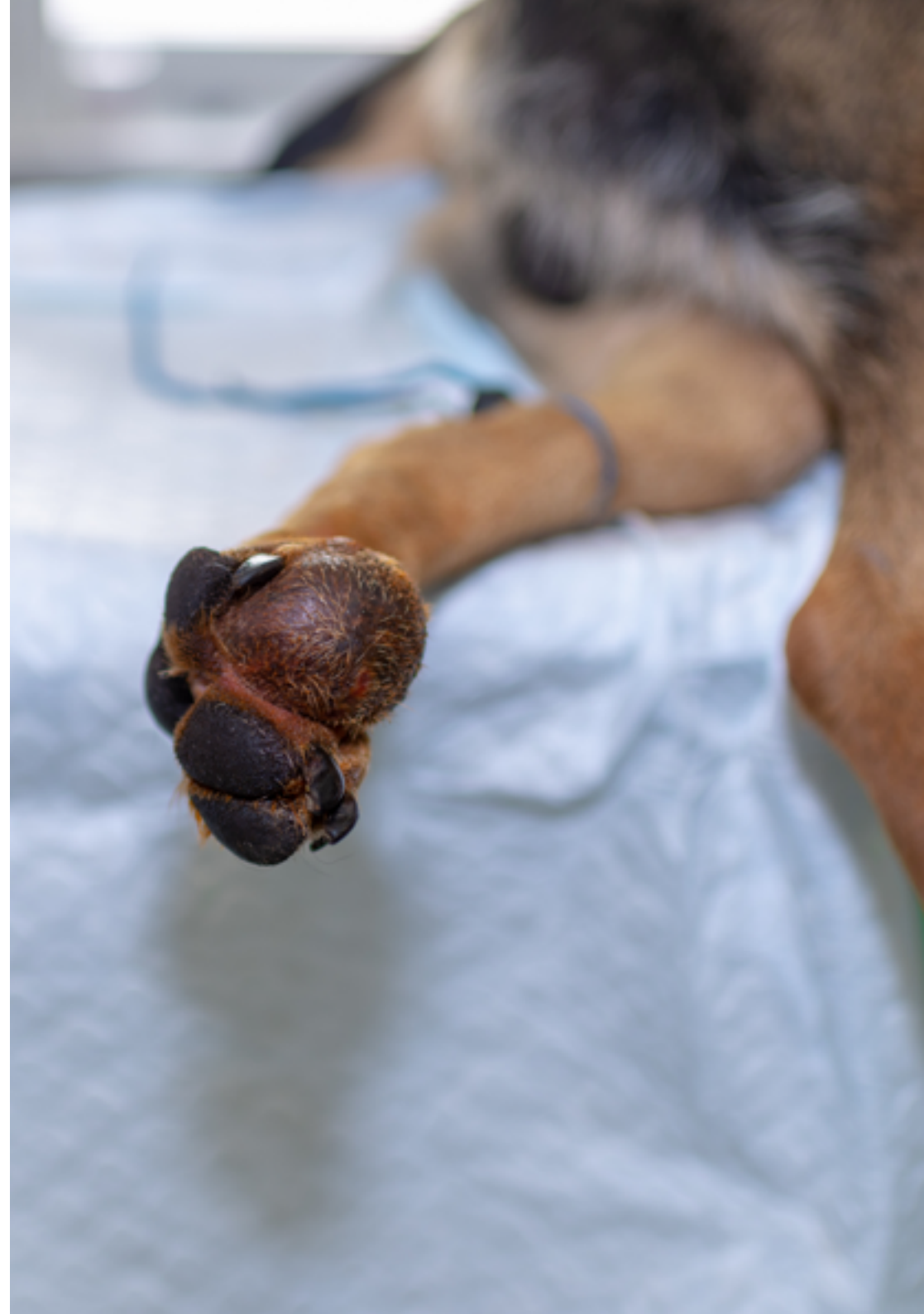
## General Conditions

### Civil Liability Insurance

This institution's main concern is to guarantee the safety of the trainees and other collaborating agents involved in the internship process at the company. Among the measures dedicated to achieve this is the response to any incident that may occur during the entire teaching-learning process.

To this end, this educational entity undertakes to take out civil liability insurance to cover any eventuality that may arise during the internship during the stay at the internship center.

This liability policy for interns will have broad coverage and will be taken out prior to the start of the practical training period. That way professionals will not have to worry in case of having to face an unexpected situation and will be covered until the end of the internship program at the center.



## General Conditions of the Internship Program

The general terms and conditions of the internship program agreement shall be as follows: follows:

**1. TUTOR:** During the Internship Program, students will be assigned with two tutors who will accompany them throughout the process, answering any doubts and questions that may arise. On the one hand, there will be a professional tutor belonging to the internship center who will have the purpose of guiding and supporting the student at all times. On the other hand, they will also be assigned with an academic tutor, whose mission will be to coordinate and help the students during the whole process, solving doubts and facilitating everything they may need. In this way, the student will be accompanied and will be able to discuss any doubts that may arise, both clinical and academic.

**2. DURATION:** The internship program will have a duration of three continuous weeks, in 8-hour days, 5 days a week. The days of attendance and the schedule will be the responsibility of the center and the professional will be informed well in advance so that they can make the appropriate arrangements.

**3. ABSENCE:** If the students does not show up on the start date of the Internship Program, they will lose the right to it, without the possibility of reimbursement or change of dates. Absence for more than two days from the internship, without justification or a medical reason, will result in the professional's withdrawal from the internship, therefore, automatic termination of the internship. Any problems that may arise during the course of the internship must be urgently reported to the academic tutor.

**4. CERTIFICATION:** Professionals who pass the Internship Program will receive a certificate accrediting their stay at the center.

**5. EMPLOYMENT RELATIONSHIP:** The Internship Program shall not constitute an employment relationship of any kind.

**6. PRIOR EDUCATION:** Some centers may require a certificate of prior education for the Internship Program. In these cases, it will be necessary to submit it to the TECH internship department so that the assignment of the chosen center can be confirmed.

**7. DOES NOT INCLUDE:** The Internship Program will not include any element not described in the present conditions. Therefore, it does not include accommodation, transportation to the city where the internship takes place, visas or any other items not listed.

However, students may consult with their academic tutor for any questions or recommendations in this regard. The academic tutor will provide the student with all the necessary information to facilitate the procedures in any case.



# 07 Certificate

This program will allow you to obtain your **Internship Program diploma in Veterinary Oncology in Small Animals** endorsed by **TECH Global University**, the world's largest online university.

**TECH Global University** is an official European University publicly recognized by the Government of Andorra ([official bulletin](#)). Andorra is part of the European Higher Education Area (EHEA) since 2003. The EHEA is an initiative promoted by the European Union that aims to organize the international training framework and harmonize the higher education systems of the member countries of this space. The project promotes common values, the implementation of collaborative tools and strengthening its quality assurance mechanisms to enhance collaboration and mobility among students, researchers and academics.

This **TECH Global University** title is a European program of continuing education and professional updating that guarantees the acquisition of competencies in its area of knowledge, providing a high curricular value to the student who completes the program.

Title: **Internship Program in Veterinary Oncology in Small Animals**

Duration: **3 weeks**

Attendance: **Monday to Friday, 8-hour consecutive shifts**

Accreditation: **5 ECTS**





Internship Program  
Veterinary Oncology  
in Small Animals



# Internship Program

## Veterinary Oncology in Small Animals

