

Internship Program

Small Animals Ultrasound



tech global
university

Internship Program
Small Animals Ultrasound

Index

01

Introduction

p. 4

02

Why Study an
Internship Program?

p. 6

03

Objectives

p. 8

04

Educational Plan

p. 10

05

Where Can I Do the
Internship Program?

p. 12

06

General Conditions

p. 18

07

Certificate

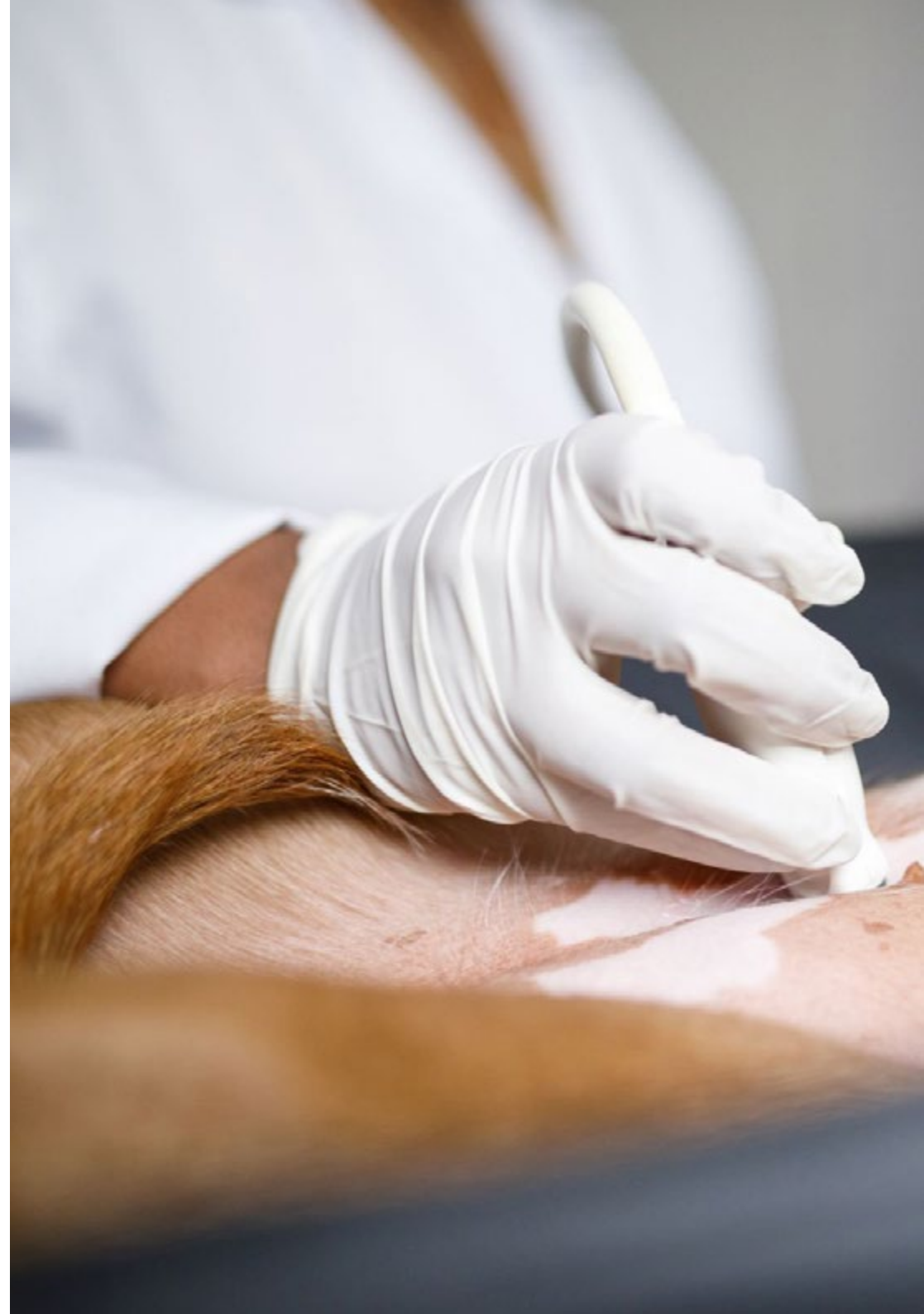
p. 20

01 Introduction

In veterinary practice, diagnosis is often based on the information that ultrasound can provide. This non-invasive and rapid response process has become one of the indispensable resources in any veterinary clinic. As it gains so much weight in the daily care activity, the sector aspires to have the most qualified veterinary medicine professionals updated with the latest techniques and diagnostic protocols. For this reason, this program has been set up as a direct and highly effective competency acquisition process to offer the veterinarian an immersive and high quality growth pathway. This will be extended for 3 weeks in a veterinary medical institution of high prestige.



Throughout this academic program you will analyze the different types of probes, their classification and usefulness for the effective diagnosis of Small Animals"





From the point of view of veterinary medicine, the applications of ultrasound are very broad. From this technique it is possible to cover studies of almost all anatomical parts of the animal patient, especially those of smaller size. Thanks to this potential, it has become a cornerstone for the organization chart of a veterinary clinic or hospital. Included within diagnostic imaging, it is gradually acquiring its own entity and becoming an external service required by many institutions. Mobile companies are even being created for this purpose.

For this reason, TECH wants its students to develop up-to-date knowledge about its operation and applications. This method of work requires a detailed study by the person in charge of performing them, since the reliability of the technique depends on the veterinarian's expertise in interpreting the images that are observed in the study. At the same time, it also discusses its advantages to support the application of ultrasound-guided punctures and biopsies. All these skills will be available to the student from a specialized, first level center.

The student will join these veterinary clinics and hospitals for 3 weeks, completing 8-hour shifts, Monday through Friday. In this way, the student will rub shoulders with the most specialized professionals in this academic field and will participate in the intervention of animal patients directly under their supervision. In turn, they will be assisted by an assistant tutor who will supervise educational progress and incorporate new tasks into the professional practice. Thanks to all these skills, the graduate will be prepared to take on demanding and competitive jobs in the veterinary sector.

02

Why Study an Internship Program?

To master the use of ultrasound in veterinary diagnostic care, it is essential to understand the operation of specialized equipment and its applications, it is essential to understand the operation of specialized equipment and its applications. All this knowledge will be addressed in a 100% practical way during this 3-week program. during this 3-week program in which each student will have the opportunity to work directly with prestigious the opportunity to work directly with prestigious professionals dedicated to the clinical care of small animals.



Acquire the most updated knowledge in the management and interpretation of ultrasound tests in the veterinary clinic and make a leap in your competitiveness in the sector"

1. Updating from the Latest Technology Available

Doppler ultrasound has revolutionized the methodologies for the diagnosis and recovery of cardiovascular problems. At the same time, and thanks to the advance of scientific and technological research, this same technology has expanded its uses and is now of great importance for detecting other abdominal pathologies. During this study program, the student will delve into all of these discoveries.

2. Gaining In-depth Knowledge from the Experience of Top Specialists

This TECH Internship Program provides students with a holistic understanding of the uses of Ultrasound as a diagnostic method in Small Animals. This knowledge will be acquired through close working relationships with leading specialists. In addition, the student will be supervised throughout the educational process by an assistant tutor with extensive experience in this veterinary clinical sector.

3. Entering into first level-class veterinary environments.

The institutions chosen by TECH for its students to attend an intensive on-site internship have the highest possible prestige. This reputation has been achieved thanks to its innovative use of the technologies at its disposal and the scientific and healthcare results obtained. results obtained.



4. Putting the acquired knowledge into daily practice from the very first moment

During their professional stay, in first level veterinary centers, TECH students will be able to analyze animal patients from day one. In this way, they will develop the most complex veterinary skills and handle the latest ultrasound equipment. Upon completion of this program, they will be able to access highly demanding and competitive jobs.

5. Expanding the Boundaries of Knowledge

TECH has a wide network of contacts and agreements through which it will provide its students with access to veterinary centers of international prestige. This opportunity, the only one of its kind in the digital education market, will enable every learner to be confronted with globally compatible diagnostic protocols and standards on a global scale.



You will have full practical immersion at the center of your choice"

03

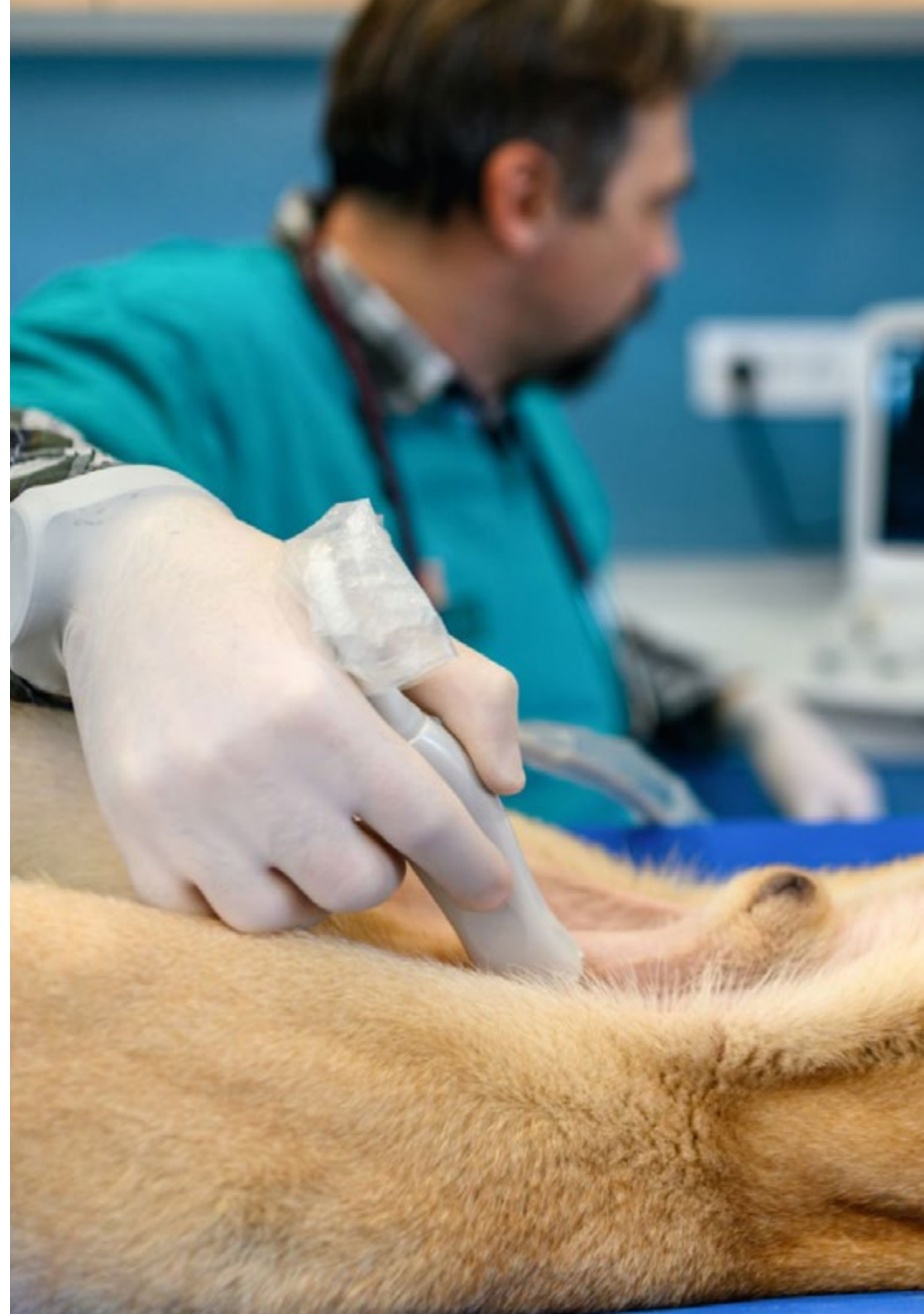
Objectives

This program aims to provide the professional with the ability to use the latest technological advances in the practice of veterinary ultrasound. A goal that the student will achieve in only 3 weeks, thanks to this high intensity and precision training. Working in a real clinic, with patients suffering from various conditions, the professional acquires greater skills, incorporating specific knowledge in this field of veterinary intervention, in a center with great experience and the best medical equipment.



General Objectives

- ♦ Identify the advantages of ultrasound scanning over other diagnostic imaging tests in small mammals, birds and reptiles
- ♦ Master the physical principles that occur in an ultrasound scanner, as well as the basic operation of the same to understand what we visualize in an ultrasound image and how to obtain it
- ♦ Recognize the correct technique of exploration of each specific organ, based on an acute assimilation of the positioning of the viscera included in this module





Specific Objectives

- ◆ Establish Ultrasound as a diagnostic imaging tool in exotic animals or new companion animals
- ◆ Manage the proper positioning of the patient for an ultrasound examination and apply precise scanning techniques according to each specific organ
- ◆ Analyze different types of probes, as well as their classification and usefulness
- ◆ Perform a correct ultrasound approach in exploring the abdominal cavity
- ◆ To master the operation of Doppler Ultrasound, its types and uses for the search of abdominal and cardiological pathologies
- ◆ To examine the protocol to be followed in the case of ultrasound-guided interventional procedures and the main blockages that can occur
- ◆ Study the difficulties of diagnostic ultrasound in different species
- ◆ Have to interpret echocardiographic images of the most common diseases
- ◆ Improve skills for describing organs and lesions using technical terms
- ◆ To develop a comprehensive echocardiographic examination protocol and to recognize the different diseases that can be detected by echocardiography

04

Educational Plan

The Practical Training of this program in Small Animal Ultrasound consists of a practical stay in a reference veterinary center, lasting 3 weeks, from Monday to Friday with 8 consecutive hours of practice with an attending specialist. This stay will allow the graduate to see real cases alongside a professional team of reference in the veterinary area of Surgery, applying the most innovative state-of-the-art procedures.

In this training proposal, completely practical in nature, the activities are aimed at the development and improvement of the competencies necessary for the provision of veterinary care in areas and conditions that require a high level of qualification, and which are oriented to the specific training for the exercise of the activity, in a safe environment and high professional performance.

With the help of adjunct tutors, students will analyze different pathologies and how to detect them using ultrasound techniques. In turn, they will explore cardiovascular disorders that can be identified through the novel applications of Doppler ultrasound in a professional setting of scientific excellence.

Practical teaching will be carried out with the active participation of the student performing the activities and procedures of each area of competence (learning to learn and learning to do), with the accompaniment and guidance of teachers and other training partners that facilitate teamwork and multidisciplinary integration as transversal competencies for the practice of Veterinary (learning to be and learning to relate).





The procedures described below will be the basis of the practical part of the training, and their implementation will be subject to the center's own availability and workload, the proposed activities being the following:

Module	Practical Activity
Ultrasound techniques for small animals	Differentiate the techniques of ultrasound analysis of the female genital tract during and after animal pregnancy
	Apply abdominal ultrasound in new companion animals such as rabbits, rodents, ferrets, turtles, lizards, snakes and birds
	Analyze abdominal lymph nodes and other approaches to the peritoneal cavity by ultrasound
Technological equipment to perform ultrasound scans in Small Animals	Master the different Doppler ultrasound in techniques
	Using ultrasound and its clinical analysis strategies in animal patients
	Develop patient examinations using different types of probes
Applications of ultrasound Doppler	Differentiate the types of Doppler available in the diagnostic imaging market
	Develop the analysis of <i>shunts</i> to prevent <i>thrombosis, heart attacks, among others</i>
	Implement tissue Doppler to confirm different animal pathologies
Other Ultrasound Applications	Implement cervical and musculoskeletal ultrasound
	Perform Echocardiographic Examination to Assess Hemodynamics
	Perform echocardiographic examination to assess hemodynamics
	Develop examinations through interventional ultrasound
	Apply ultrasound-guided block evaluation


05

Where Can I Do the Internship Program?

In its maxim of offering quality education, TECH offers you the opportunity to boost your academic career in different veterinary centers of rigor so that you can choose the one that best suits your needs. In this way, several specialized clinics are within your reach throughout the Spanish geography for you to live a unique training experience, an opportunity that allows the professional to specialize alongside the best in the field of animal medicine.

“

Choose from several veterinary centers of the highest quality and carry out your practical training with the best experts in animal ultrasound in the country”





The student will be able to do this program at the following centers:



Veterinary-medicine

Centro Veterinario Fuente del Moral

Country	City
Spain	Madrid

Address: Avda. de la Salud,
12, 28411 Moralzarzal

The veterinary center specializing
in the care of dogs and cats

Related internship programs:
-Veterinary Anesthesiology
- Small Animal Ultrasonography



Veterinary-medicine

Madrid Este Hospital Veterinario

Country	City
Spain	Madrid

Address: Paseo de la Democracia, 10

Veterinary center offering 24-hour care with surgery, ICU,
hospitalization and diagnostic imaging services. and
diagnostic imaging services.

Related internship programs:
-Veterinary Anesthesiology
- Veterinary Surgery in Small Animals



Veterinary-medicine

Hospital Artemisa Cañaveral

Country	City
Spain	Madrid

Address: Francisco Grande Covian, local 1,
28052 Madrid

Veterinary Hospital specialized in General
and care of 24 hour emergency service

Related internship programs:
Professional Master's Degree in Veterinary Surgery in Small
Animals



Veterinary-medicine

Hospital Veterinario Assistencia veterinaria Vic

Country	City
Spain	Barcelona

Address: Carrer de Cervera, 6, Bajo; Pol.Ind,
08500 Vic, Barcelona

Clinic specialized in services such as Surgery, Diagnostic
Imaging, Laboratory and Intensive Care, among others.

Related internship programs:
- Physiotherapy and Rehabilitation of Small Animals
- Small Animal Ultrasonography



Veterinary-medicine

Hospital Veterinario MiVet Maresme

Country	City
Spain	Barcelona

Address: Camí de la Geganta, 113, 08302 Mataró, Barcelona

24-hour care hospital in Mataró

Related internship programs:

- Small Animal Ultrasonography
- Veterinary Emergencies in Small Animals



Veterinary-medicine

Veterinario Sant Morí MiVet

Country	City
Spain	Barcelona

Address: Av. d'Alfons XIII, 571, 08918 Badalona, Barcelona

Veterinary Hospital in Badalona Barcelona with 24h attention 365 days a year

Related internship programs:

- Veterinary Anesthesiology
- Small Animal Ultrasonography



Veterinary-medicine

Hospital Veterinario Stolz Valencia

Country	City
Spain	Valencia

Address: C/ de Pintor Stolz, 67 Valencia

Reference clinic in the veterinary sector with more than 20 years of experience and 24 hours a day, 365 days a year service.

Related internship programs:

- Veterinary Anesthesiology
- Veterinary Traumatology and Orthopedic Surgery



Veterinary-medicine

Hospital Veterinario MiVet Faycan Catarroja

Country	City
Spain	Valencia

Address: Carrer Charco, 15, 46470 Catarroja, Valencia

Comprehensive animal care clinic with 24-hour emergency and hospitalization service.

Related internship programs:

- Veterinary Surgery in Small Animals





Veterinary-medicine

Centro Veterinario MiVet Onteniente

Country City
Spain Valencia

Address: Av. d'Albaida, 12, 46870
Ontinyent, Valencia

Veterinary Hospital with state-of-the-art facilities
facilities and with specialized attention 24 hours a day.

Related internship programs:

- Veterinary Traumatology and Orthopedic Surgery
- Small Animal Ultrasonography



Veterinary-medicine

Hospital Veterinario Avenida MiVet

Country City
Spain Vizcaya

Address: Sabino Arana Etorbidea, 18 48013
Bilbao, Bizkaia

General veterinary clinic with 24-hour service
24 hours a day

Related internship programs:

- Veterinary Anesthesiology
- Veterinary Emergencies in Small Animals



Veterinary-medicine

Hospital Veterinario Anicura Sur Valencia

Country City
Spain Valencia

Address: Av. de Picassent, 28, 46460
Silla, Valencia

Veterinary hospital with comprehensive services,
consultations and specialized clinical procedures.

Related internship programs:

- Small Animal Ultrasonography



Veterinary-medicine

Centro Veterinario Animal-Vetx El Saladillo

Country City
Spain Huelva

Address: Cam. del Saladillo, 3, 21007 Huelva

AnimalVetx El Saladillo Veterinary Center in Huelva
is a complete and innovative veterinary center since
2014.

Related internship programs:

- Veterinary Surgery in Small Animals
- Small Animal Ultrasonography



Veterinary-medicine

Meds for pets

Country City
Mexico Nuevo León

Address: Av. Venustiano Carranza 429
Centro C.P 64000

Advanced and Comprehensive Care Veterinary
Hospital

Related internship programs:

- Veterinary Cardiology in Small Animals
- Small Animal Ultrasonography



Veterinary-medicine

Pets, life & Care

Country City
Mexico Nuevo León

Address: Av. Cabezada 10701-L12
Barrio acero C.P 64102

Comprehensive Care Veterinary Hospital

Related internship programs:

- Small Animal Ultrasonography
- Veterinary Emergencies in Small Animals



Veterinary-medicine

Hospital Veterinario Reynoso

Country City
Mexico Mexico

Address: Guillermo roja No.201 Col. Federal
Toluca Edomex

High specialty veterinary hospital

Related internship programs:

- and Veterinary Anesthesiology
- Management and Administration of Veterinary Centers



Veterinary-medicine

Centro Veterinario CIMA

Country City
Mexico Mexico City

Address: Av. Vía Adolfo López Mateos 70,
Jardines de San Mateo, 53240 Naucalpan
de Juárez, CDMX, Méx.

Clinical pet care center

Related internship programs:

- Small Animal Internal Medicine
- Veterinary Oncology in Small Animals



Veterinary-medicine

Clínica Veterinaria Luifran

Country City
Mexico Mexico City

Address: Nte. 7-A 4634, Defensores
de la República, Gustavo A. Madero, 28001
Ciudad de México, CDMX

Veterinary assistance center specialized in dogs and
cats.

Related internship programs:

- Veterinary Anesthesiology
- Infectious Diseases in Small Animals



Veterinary-medicine

Clínica Veterinaria Panda

Country	City
Argentina	Autonomous City of Buenos Aires

Address: Ruiz Huidobro 4771 Saavedra, Ciudad de Buenos Aires

Clínica Veterinaria Panda con 25 años de trayectoria y con cinco sedes distribuidas en la Ciudad de Buenos Aires

Related internship programs:

- Small Animal Internal Medicine
- Veterinary Emergencies in Small Animals

06

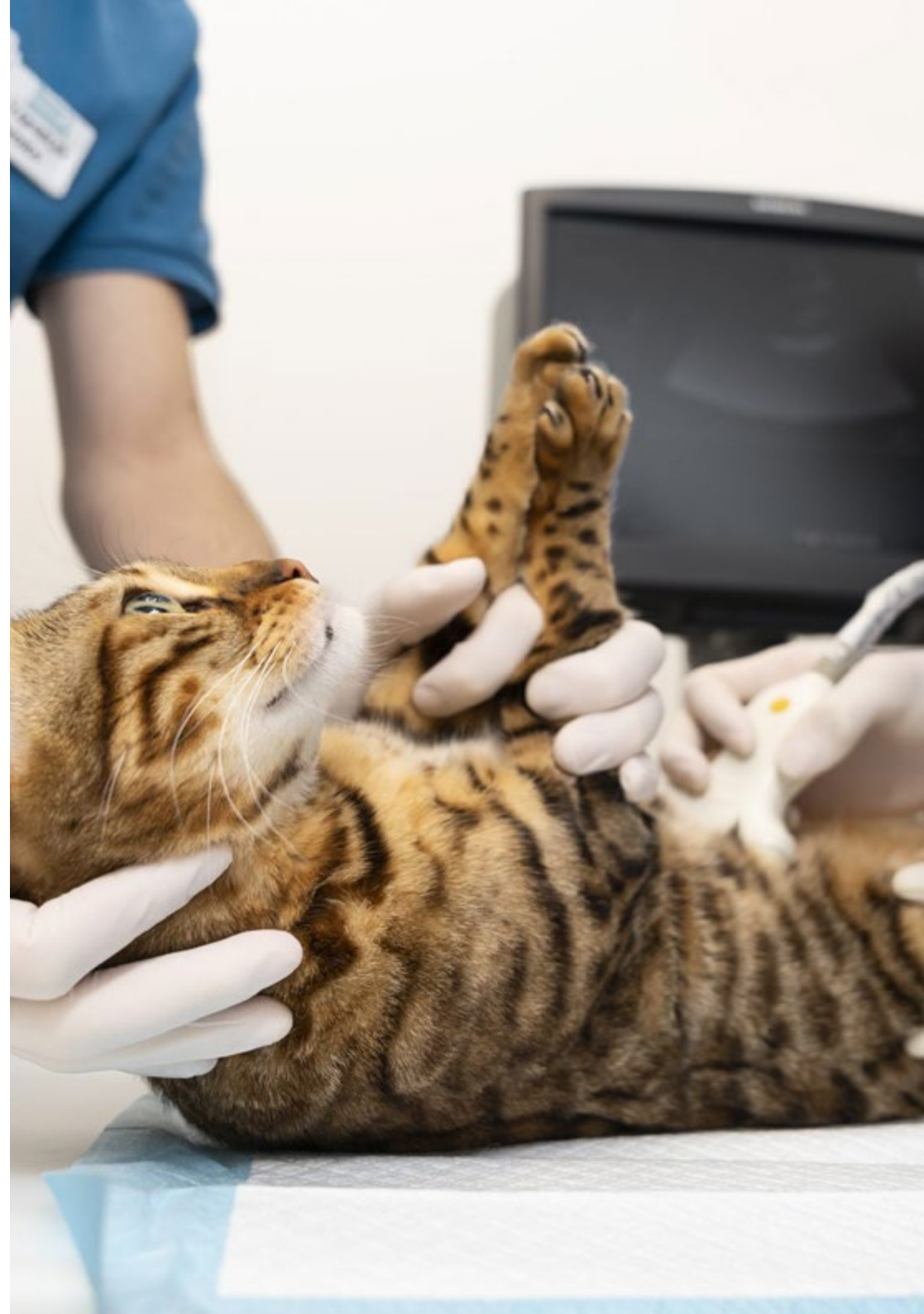
General Conditions

Civil Liability Insurance

This institution's main concern is to guarantee the safety of the trainees and other collaborating agents involved in the internship process at the company. Among the measures dedicated to achieve this is the response to any incident that may occur during the entire teaching-learning process.

To this end, this entity commits to purchasing a civil liability insurance policy to cover any eventuality that may arise during the course of the internship at the center.

This liability policy for interns will have broad coverage and will be taken out prior to the start of the practical training period. That way professionals will not have to worry in case of having to face an unexpected situation and will be covered until the end of the internship program at the center.



General Conditions of the Internship Program

The general terms and conditions of the internship agreement for the program are as follows:

1. TUTOR: During the Internship Program, students will be assigned with two tutors who will accompany them throughout the process, answering any doubts and questions that may arise. On the one hand, there will be a professional tutor belonging to the internship center who will have the purpose of guiding and supporting the student at all times. On the other hand, they will also be assigned with an academic tutor, whose mission will be to coordinate and help the students during the whole process, solving doubts and facilitating everything they may need. In this way, the student will be accompanied and will be able to discuss any doubts that may arise, both clinical and academic.

2. DURATION: The internship program will have a duration of three continuous weeks, in 8-hour days, 5 days a week. The days of attendance and the schedule will be the responsibility of the center and the professional will be informed well in advance so that they can make the appropriate arrangements.

3. ABSENCE: If the students does not show up on the start date of the Internship Program, they will lose the right to it, without the possibility of reimbursement or change of dates. Absence for more than two days from the internship, without justification or a medical reason, will result in the professional's withdrawal from the internship, therefore, automatic termination of the internship. Any problems that may arise during the course of the internship must be urgently reported to the academic tutor.

4. CERTIFICATION: Professionals who pass the Internship Program will receive a certificate accrediting their stay at the center.

5. EMPLOYMENT RELATIONSHIP: The Internship Program shall not constitute an employment relationship of any kind.

6. PRIOR EDUCATION: Some centers may require a certificate of prior education for the Internship Program. In these cases, it will be necessary to submit it to the TECH internship department so that the assignment of the chosen center can be confirmed.

7. DOES NOT INCLUDE: The Internship Program will not include any element not described in the present conditions. Therefore, it does not include accommodation, transportation to the city where the internship takes place, visas or any other items not listed.

However, students may consult with their academic tutor for any questions or recommendations in this regard. The academic tutor will provide the student with all the necessary information to facilitate the procedures in any case.

07 Certificate

This program will allow you to obtain your **Internship Program diploma in Small Animal Ultrasonography** endorsed by **TECH Global University**, the world's largest online university.

TECH Global University is an official European University publicly recognized by the Government of Andorra ([official bulletin](#)). Andorra is part of the European Higher Education Area (EHEA) since 2003. The EHEA is an initiative promoted by the European Union that aims to organize the international training framework and harmonize the higher education systems of the member countries of this space. The project promotes common values, the implementation of collaborative tools and strengthening its quality assurance mechanisms to enhance collaboration and mobility among students, researchers and academics.

This **TECH Global University** title is a European program of continuing education and professional updating that guarantees the acquisition of competencies in its area of knowledge, providing a high curricular value to the student who completes the program.

Title: **Internship Program in Small Animal Ultrasonography**

Duration: **3 weeks**

Attendance: **Monday to Friday, 8-hour consecutive shifts**

Accreditation: **5 ECTS**





Internship Program
Small Animal Ultrasonography

Internship Program

Small Animal Ultrasonography

