

# Internship Program

## Neurology in Small Animals





**tech** global  
university

Internship Program  
Neurology in Small Animals

# Index

01

Introduction

---

p. 4

02

Why Study an Internship Program?

---

p. 6

03

Objectives

---

p. 8

04

Educational Plan

---

p. 10

05

Where Can I Do the Internship Program?

---

p. 12

06

General Conditions

---

p. 16

07

Certificate

---

p. 18

# 01 Introduction

Veterinary Neurology faces recurring challenges in the treatment of chronic diseases such as canine and feline epilepsy. Therefore, as understanding of the mechanisms of these diseases deepens, more effective therapies have been developed that improve the quality of life in animals. Therefore, veterinarians must stay up to date on the latest diagnostic and care techniques. This allows them to design personalized treatments considering the severity of the disease. In response to this need, TECH offers this 3-week program at a renowned international veterinary center, where professionals will up to date their skills in managing real cases using the most advanced methods, guided by prominent specialists.



*Incorporate the latest advances in the field of Neurology in small animals into your practice through a distinctive, unique, and effective practical experience"*





The management and treatment of chronic diseases such as dogs and cats epilepsy, intervertebral disc disease, encephalitis, and meningitis are ongoing challenges in veterinary neurology. These diseases represent a significant challenge due to their chronic nature and the wide variety of clinical manifestations that may occur. However, as understanding of the underlying mechanisms of these diseases has advanced, more effective therapeutic approaches have been developed.

In this context, TECH has developed this high quality Internship Program to keep the veterinarian up to date with the latest techniques and equipment that contribute to improving the methods of diagnostic and treatment used in veterinary practice, such as magnetic resonance imaging and computerized tomography, cerebrospinal fluid analysis and electrodiagnostics.

This process will be carried out through a practical and in-person experience in renowned veterinary centers. In these facilities, the specialist will collaborate closely with prominent experts known for their proficiency in the most advanced procedures in this discipline. These professionals will supervise the veterinarian's progress and involve them in the care of cases with real animals using state-of-the-art equipment and innovative techniques.

# 02

## Why Study an Internship Program?

This Internship Program by TECH provides professionals with the opportunity to update and expand their knowledge in the field of veterinary Neurology applied to small animals, keeping them informed about the latest research, advancements, and techniques in diagnosis and treatment. Furthermore, it will provide an intensive practical perspective through an on-site stay at state-of-the-art veterinary centers. You will also have the opportunity to work alongside renowned experts who will guide you in handling real cases and instruct you in the use of advanced instruments and modern techniques. In this way, the 3-week duration, with 8-hour sessions from Monday to Friday, will allow you to delve deeply into practice and acquire strong skills in the management of neurological cases in small animals.



*TECH stands out as the educational institution that offers you the opportunity to delve into an authentic and highly demanding veterinary environment"*

### 1. Updating from the Latest Technology Available

In recent years, Neurology in Small Animals has experienced rapid advancement, leading to the development of highly effective techniques for diagnosis and therapy. By enrolling in this program, veterinarians may stay up-to-date on the application of the most sophisticated procedures through innovative technologies. Specifically, they will focus on the toolkit used in the field of Neurology to diagnose intervertebral disc diseases, infectious encephalitis, or the causes of seizures in companion animals.

### 2. Gaining In-depth Knowledge from the Experience of Top Specialists

During this practical program, veterinarians will have the opportunity to interact directly with recognized experts in the field of Veterinary Neurology. In collaboration with them, they will be dedicated to diagnosing cases in real animals of varying levels of complexity. Additionally, they will have the constant guidance of an assigned tutor who will meticulously oversee their academic progress.

### 3. Entering first-class Veterinary environments

TECH has conducted a meticulous selection of all the centers available to veterinarians for completing this program qualification. These facilities were chosen for their international reputation and outstanding results, as well as for having experts in the field. By interacting with internationally renowned specialists, you will be able to access their extensive knowledge and accumulated experience in various contexts and issues.



#### 4. Putting the acquired knowledge into daily practice from the very first moment

TECH has developed a practical and intensive educational model that offers professionals the opportunity to undertake placements in cutting-edge veterinary institutions located in different geographic locations. In doing so, veterinarians will have the opportunity to learn from renowned experts, stay up to dated with the latest advances in the field, and establish international contacts. Therefore, the combination of internship program with various globally renowned veterinary institutions is key to ensuring that TECH graduates achieve the international prestige sought in their specialized field.

#### 5. Expanding the Boundaries of Knowledge

This Internship Program from TECH will enable the graduate to achieve international prestige upon completion. To achieve this, an intensive educational model has been designed that allows veterinarians the opportunity to undertake placements in cutting-edge clinical institutions located in various parts of the world.



*You will have full practical immersion at the center of your choice"*

# 03

## Objectives

The purpose of this program is to up to date veterinarians in the most cutting-edge methods for the diagnosis and treatment of Neurology in Small Animals. In order to achieve this goal, an intensive 3-week internship program has been designed to allow professionals to enhance their skills in using state-of-the-art technologies to address various diseases present in real-life situations.



### General Objectives

---

- Conduct a comprehensive assessment of the neurological system in small animals, including the observation of reflexes, mobility, balance, and coordination
- Use various neurophysiological imaging techniques to obtain precise information about brain and spinal cord structures in small animals
- Perform laboratory analyses to detect possible biochemical alterations or infections that may affect the nervous system in small animals
- Safely and efficiently apply anesthetic and analgesic techniques in neurosurgical procedures in small animals







## Specific Objectives

---

- ◆ Develop a structured approach to comprehensive neurological assessment in veterinary patients
- ◆ Analyze and consider different differential diagnoses based on each veterinary case
- ◆ Identify characteristic clinical signs of lesions in different areas of the central and peripheral nervous system
- ◆ Interpret relevant parameters in blood and cerebrospinal fluid analyses that have clinical significance in veterinary neurology
- ◆ Define the types and protocols of neurosurgical procedures based on clinical conditions
- ◆ Address fundamental techniques in veterinary neurosurgery
- ◆ Manage pain appropriately in patients with neurological conditions
- ◆ Adapt surgical techniques for intervertebral disc herniations, vertebral fractures, and luxations
- ◆ Explore intracranial surgery techniques and surgery oncology in veterinary neurology
- ◆ Identify and evaluate cranial nerve abnormalities in veterinary patients
- ◆ Evaluate the appropriate use of antibiotics in the treatment of neurological diseases in animals
- ◆ Implement the use of chemotherapy and radiotherapy in the treatment of neurological oncological diseases
- ◆ Determine the management and prognosis from cranioencephalic and medullary traumas in veterinary patients

# 04 Educational Plan

During the in-person training encompassed by this Internship Program, the veterinarian will spend 3 weeks at a high-quality veterinary center. In this establishment, they will carry out 8-hour workdays from Monday to Friday, accompanied by the most renowned experts in the field of veterinary neurology. In collaboration with them, modern equipment will be used to perform high-quality diagnostics and treatments on small animals suffering from various diseases related to this field.

In this completely practical program proposal, the activities are aimed at developing and perfecting the skills necessary for the provision of specialized care to animals with various neurological disorders, and which are oriented toward specific internship program, acquiring broad professional competence through interaction with real situations.

Furthermore, this program represents a unique opportunity to stay up-to-date on the latest procedures in Veterinary Neurology under the guidance of A prestigious specialist. Through the figure of the adjunct tutor, the veterinarian will expand their skills and specialize even further in techniques of neurology applied to small animals, including the implementation of neuroimaging tests, monitoring during surgery, anesthetic stability, or the implementation of appropriate therapeutic measures for managing vestibular syndrome.

The practical education will be carried out with the active participation of the student performing the activities and procedures of each area of competence (learning to learn and learning to do), with the accompaniment and guidance of teachers and other fellow trainees that facilitate teamwork and multidisciplinary integration as transversal competencies for Veterinary practice (learning to be and learning to relate).

The procedures described below will form the basis of the practical part of the internship, and their implementation is subject to both the suitability of the patients and the availability of the center and its workload, with the proposed activities being as follows:



*Implement new techniques in the diagnosis and treatment of neurological disorders in animals under the guidance of top professionals”*

Module	Practical Activity
<b>Diagnostic Examination Techniques</b>	Conduct a comprehensive neurological assessment in the animal, includes the observation of reflexes, mobility, balance, and coordination
	Implement neuroimaging tests such as X-rays, CT scans, or magnetic resonance imaging to accurately visualize brain and spinal cord structures
	Conduct laboratory tests such as blood or cerebrospinal fluid analysis to detect possible biochemical alterations or infections that may affect the nervous system
	Perform electroencephalography to assess electrical brain activity and detect possible abnormalities
<b>Administration of Anesthesia, Analgesia, and Neurosurgery</b>	Administer anesthesia and analgesia safely and effectively in neurosurgical procedures in small animals
	Conduct preoperative assessments and select the most suitable anesthetic protocols for each neurological case
	Apply advanced monitoring techniques during surgery and maintain anesthetic stability in animals with neurological conditions
	Handle and use specific neurosurgery equipment and tools, such as microscopes, forceps, and electrosurgical units, appropriately and efficiently
<b>Diagnostic Techniques in Alterations in Cranial Nerves, Vestibular Syndrome and Canine and Feline Epilepsy. Involuntary Disorder Movements</b>	Conduct a comprehensive clinical assessment of cranial nerve abnormalities in small animals, identifying and distinguishing between different cranial neuropathies.
	Apply advanced diagnostic techniques, such as electrodiagnostics and imaging, to confirm and locate cranial nerve abnormalities
	Execute specific treatment plans for each cranial nerve disorder, using medical therapies or surgical interventions as needed
	Implement appropriate therapeutic measures for the management of vestibular syndrome in small animals, such as administering medications to control symptoms and providing physiotherapy to improve balance and coordination

Module	Practical Activity
<b>Techniques for Syndrome Detection</b>	Conduct a precise clinical assessment of important neurological syndromes in small animals, identifying characteristic clinical signs, and gathering relevant medical history.
	Apply advanced diagnostic techniques such as magnetic resonance imaging and laboratory analyses to confirm and classify neurological syndromes based on their etiology
	Execute specific treatment plans for each neurological syndrome, using medical therapies, surgical interventions, or other therapeutic approaches as appropriate
	Implement rehabilitation and physiotherapy therapies to improve neurological function and the quality of life in animals affected by neurological syndromes.
<b>Emergency Neurological Procedures</b>	Perform stabilization and initial management procedures in cases of neurological emergencies in animals, such as administering drugs to control seizures or managing elevated intracranial pressure
	Implement specific treatments for neurological emergencies in animals, such as decompressing disc herniations or reducing brain herniations, following appropriate care protocols and principles
	Continuously and regularly monitor vital signs and the neurological response of animals with neurological emergencies, adjusting treatment as needed and ensuring constant care
	Provide information and support to pet owners in cases of neurological emergencies, educating them about their animal's condition, the treatments performed, and post procedure care measures to ensure optimal recovery.



*Make the most of this opportunity to surround yourself with expert professionals and learn from their work methodology"*

# 05

## Where Can I Do the Internship Program?

This internship program will be conducted at a prominent veterinary center, providing the professional with the opportunity to practice the necessary skills in the field of Neurology in Small Animals over a period of 3 weeks. In this context, TECH offers the specialist the option to gain this experience at various facilities located in different geographical locations. In this way, the institution reinforces its commitment to excellence and inclusive education.


“

*Take your Internship Program at a prestigious veterinary center and put into action everything you have learned alongside the top professionals in the field”*





The student will be able to do this program at the following centers:



**Hospital Veterinario Imagen**

Country	City
Mexico	Mexico City


Address: Sur 24 #54 Agricola Oriental  
Iztacalco C.P. 08500

Veterinary Hospital Specializing in Neurology and Diagnostic Imaging

---

**Related internship programs:**

- Physiotherapy and Rehabilitation of Small Animals
- Neurology in Small Animals



Pharmacodynamics.

### Neuropets Veterinaria

Country	City
Mexico	Mexico City


Address: Laguna Tamiahua #61, Anáhuac I Secc, Miguel Hidalgo, 11320 Del. Miguel Hidalgo, CDMX

Group of veterinary physician with more than 10 years of experience in specialized veterinary medicine

---

**Related internship programs:**

- Management and Direction of Veterinary Centers
- Physiotherapy and Rehabilitation of Small Animals





“

*Enroll now and advance  
practically in your field of work”*

# 06

## General Conditions

### Civil Liability Insurance

This institution's main concern is to guarantee the safety of the trainees and other collaborating agents involved in the internship process at the company. Among the measures dedicated to achieve this is the response to any incident that may occur during the entire teaching-learning process.

To this end, this entity commits to purchasing a civil liability insurance policy to cover any eventuality that may arise during the course of the internship at the center.

This liability policy for interns will have broad coverage and will be taken out prior to the start of the practical training period. That way professionals will not have to worry in case of having to face an unexpected situation and will be covered until the end of the internship program at the center.





## General Conditions of the Internship Program

The general terms and conditions of the internship agreement for the program are as follows:

**1. TUTOR:** During the Internship Program, students will be assigned with two tutors who will accompany them throughout the process, answering any doubts and questions that may arise. On the one hand, there will be a professional tutor belonging to the internship center who will have the purpose of guiding and supporting the student at all times. On the other hand, they will also be assigned with an academic tutor, whose mission will be to coordinate and help the students during the whole process, solving doubts and facilitating everything they may need. In this way, the student will be accompanied and will be able to discuss any doubts that may arise, both clinical and academic.

**2. DURATION:** The internship program will have a duration of three continuous weeks, in 8-hour days, 5 days a week. The days of attendance and the schedule will be the responsibility of the center and the professional will be informed well in advance so that they can make the appropriate arrangements.

**3. ABSENCE:** If the student does not show up on the start date of the Internship Program, they will lose the right to it, without the possibility of reimbursement or change of dates. Absence for more than two days from the internship, without justification or a medical reason, will result in the professional's withdrawal from the internship, therefore, automatic termination of the internship. Any problems that may arise during the course of the internship must be urgently reported to the academic tutor.

**4. CERTIFICATION:** Professionals who pass the Internship Program will receive a certificate accrediting their stay at the center.

**5. EMPLOYMENT RELATIONSHIP:** The Internship Program shall not constitute an employment relationship of any kind.

**6. PRIOR EDUCATION:** Some centers may require a certificate of prior education for the Internship Program. In these cases, it will be necessary to submit it to the TECH internship department so that the assignment of the chosen center can be confirmed.

**7. DOES NOT INCLUDE:** The Internship Program will not include any element not described in the present conditions. Therefore, it does not include accommodation, transportation to the city where the internship takes place, visas or any other items not listed.

However, students may consult with their academic tutor for any questions or recommendations in this regard. The academic tutor will provide the student with all the necessary information to facilitate the procedures in any case.

# 07 Certificate

This program will allow you to obtain your **Internship Program diploma in Neurology in Small Animals** endorsed by **TECH Global University**, the world's largest online university.

**TECH Global University** is an official European University publicly recognized by the Government of Andorra ([official bulletin](#)). Andorra is part of the European Higher Education Area (EHEA) since 2003. The EHEA is an initiative promoted by the European Union that aims to organize the international training framework and harmonize the higher education systems of the member countries of this space. The project promotes common values, the implementation of collaborative tools and strengthening its quality assurance mechanisms to enhance collaboration and mobility among students, researchers and academics.

This **TECH Global University** title is a European program of continuing education and professional updating that guarantees the acquisition of competencies in its area of knowledge, providing a high curricular value to the student who completes the program.

Title: **Internship Program in Neurology in Small Animals**

Duration: **3 weeks**

Attendance: **Monday to Friday, 8-hour consecutive shifts**

Accreditation: **5 ECTS**





Internship Program  
Neurology in Small Animals

# Internship Program

## Neurology in Small Animals

