

Internship Program

Minimally Invasive Veterinary Surgery in Small Animals



tech global
university

Internship Program
Minimally Invasive Veterinary
Surgery in Small Animals

Index

01

Introduction

p. 4

02

Why Study an
Internship Program?

p. 6

03

Objectives

p. 8

04

Educational Plan

p. 10

05

Where Can I Do the
Internship Program?

p. 12

06

General Conditions

p. 16

07

Certificate

p. 18

01 Introduction

Minimally invasive veterinary surgery and the continuous advances that have been made in the surgical field regarding the approach to complex cases involving small animals have helped millions of them to survive thanks to the specialized intervention of professionals of the highest level. All this, moreover, thanks to the development of state-of-the-art instrumentation, with which it has been possible to reach points that, until decades ago, were only possible in humans. It is precisely this technique that is the focus of the eminently practical program that TECH has developed with the aim of bringing veterinarians up-to-date in all its intricacies. This is a 120-hour stay in a reference clinic where you will be able to update your practice, side by side, with the best animal surgeons.

“

TECH gives you the opportunity to update your practice based on the most innovative and sophisticated surgical strategies from the best veterinary surgeons”





Faster recovery, shorter hospital stays, smaller scars, pain reduction, less anesthesia required: all these advantages are provided by the application of minimally invasive surgery in small animals, which is why more and more professionals decide to implement it in their practice for the clinical management of multiple cases related to pyometra, torsions, etc. For this reason, TECH has decided to design an eminently practical program that allows these specialists to catch up with the advances that have been made through a clinical stay in a reference center of the international scene.

This Internship Program in Minimally Invasive Veterinary Surgery is a program specially designed for those professionals who want to get up-to-date on this area of knowledge. Therefore, it is a highly efficient project committed to updating knowledge in order to enhance a high quality professional practice. During this experience, students will enjoy an intensive stay in a prestigious veterinary center, where they will be able to update themselves in-person the work performed by specialist in minimally invasive surgery techniques for small animals. This guarantees that you will be properly tutored throughout your stay and that you will be able to increase your skills based on the latest scientific evidence.

In addition, during the program the professional will be able to see real cases alongside a professional team of reference in the veterinary area, applying the most innovative and state-of-the-art procedures. In this way, the practical activities that will take place during the plan will be aimed at the development and improvement of the competencies necessary for the provision of veterinary care in areas and conditions that require a high level of qualification, and which are oriented to the specific program for the exercise of the activity, in a safe environment and high professional performance.

02

Why Study an Internship Program?

Minimally invasive surgery has been a breakthrough for veterinary practice, allowing specialists to intervene in the management of various cases with greater safety for the animal, in addition to ensuring a faster and less painful recovery. It is therefore a technique that is increasingly used in today's clinical environment, but, as in any scientific field, it is subject to constant change. For this reason, TECH has decided to launch this eminently practical program, as a unique opportunity for the graduate to get up-to-date with the most innovative strategies of this clinical guideline, also perfecting their skills in the handling of the most sophisticated surgical and technological instruments that exist to date. All this from the hand of the best professionals in the veterinary field.

“

With this Internship Program you will be able to perform surgeries with less aggression to healthy tissue through the use of the most advanced clinical technology in the sector”

1. Updating from the Latest Technology Available

The hospital where the graduate will carry out the practical stay has the most advanced clinical and surgical instruments to date. This will allow you to have access to the best tools, perfecting your skills in their handling and implementing to your abilities the exhaustive mastery of techniques such as laparoscopy or those related to gastric surgeries.

2. Gaining In-depth Knowledge from the Experience of Top Specialists

The graduate will have the support of a team of the highest level in the veterinary surgical sector. In addition, you will be tutored by an expert in the area, who, apart from ensuring that you get the most out of this practical experience, will use their experience to guide you through it, advising you and putting at your disposal all the necessary resources so that you can achieve even your most demanding objectives.

3. Entering First-Class Clinical Environments

The Internship program will give graduates the possibility to access hundreds of different cases, in which they will have the opportunity to actively participate in their management. In this way, you will be up-to-date with the most sophisticated techniques to intervene in each case, perfecting, in addition, the handling of the various instruments used in veterinary surgical practice.



4. Putting the acquired knowledge into daily practice from the very first moment

All the clinical techniques and strategies used by the graduate during the Internship Program will be useful to manage any case in the future. TECH guarantees that the stays are carried out according to the latest veterinary advances, whose guidelines have been corroborated by experts in minimally invasive surgery of the highest level.

5. Expanding the Boundaries of Knowledge

The agreement that TECH has with hundreds of veterinary centers around the world will give the graduate the possibility to take this Internship Program in clinics beyond the borders of their country. In this way, you will not only participate in an incredible professional experience, but you will be able to include an internationalized stay in your career, which will bring you prestige and credit.



*You will have full practical immersion
at the center of your choice"*

03


Objectives

This Internship Program in Minimally Invasive Veterinary Surgery in Small Animals aims to facilitate the performance of the veterinary professional. It will do this by providing you with in-depth practical knowledge, based on the latest advances and newest treatments in the industry. A unique opportunity that will promote the increase of the student's professional skills and will allow them to work in the sector with greater guarantees.



General Objectives

- Analyze the history, evolution and new approaches of minimally invasive techniques
- Detail the basic and auxiliary equipment and instruments for laparoscopies in small animals
- Compile the necessary techniques to perform laparoscopic surgery at the highest level





Specific Objectives

- ♦ Analyze the history and evolution of minimally invasive surgical techniques
- ♦ Establish the basic equipment and instruments needed to perform a laparoscopy
- ♦ Determine the complementary material used to perform laparoscopy such as electro-surgical units
- ♦ Develop a training program to gain the skills needed to perform laparoscopy surgery
- ♦ Evaluate the different techniques used in the laparoscopic approach to surgery
- ♦ Identify the different complications that could arise from the laparoscopic technique
- ♦ Analyze new approaches to laparoscopy surgery, such as single incision laparoscopy and NOTES
- ♦ Analyze the anatomy and physiology of the male and female reproductive system in detail
- ♦ Establish a diagnostic protocol for the most common male and female reproductive system diseases
- ♦ Compile the different therapeutic approaches for treating the most common diseases of the male and female reproductive system, taking into account both the traditional and minimally invasive options
- ♦ Describe the anatomy of the urinary apparatus: kidneys, ureters, bladder, urethra
- ♦ Develop a diagnostic protocol for the most common diseases of the urinary system
- ♦ Describe the different therapeutic options to address the most common diseases of the urinary system
- ♦ Describe the anatomy of the stomach, intestine, liver and spleen
- ♦ Establish a therapeutic protocol for digestive and liver diseases in small animals
- ♦ Analyze the different therapeutic options for the resolution of digestive and liver diseases



Update your knowledge with this program and you will begin to see how a sense of security arises in you in the performance of your veterinary practice. This will help you grow personally and professionally"

04

Educational Plan

The Internship Program of this program in Minimally Invasive Veterinary Surgery in Small Animals consists of a 3-week stay in a referral clinical institution. The specialist will be up-to-date by a professional of the sector who will be in charge of tutoring the sessions at all times.

This stay will allow the graduate to learn from the attention of real cases alongside a professional team of reference in the veterinary area, applying the most innovative and state-of-the-art procedures.

In this training proposal, completely practical in nature, the activities are aimed at developing and perfecting the skills necessary for the provision of veterinary care in areas and conditions that require a high-level of qualification, and are oriented towards specific training for the exercise of the activity, in a safe environment and high professional performance.

The in-person stay in the clinic will allow the professionals to complete a minimum number of clinical practice activities that will allow them to put specific veterinary procedures into practice. The program will be carried out with the active participation of the student performing the activities and procedures of each area of competence (learning to learn and learning to do), with the accompaniment and guidance of the assigned tutor.

The practical part will be carried out with the active participation of the student performing the activities and procedures of each area of competence (learning to learn and learning to do), with the accompaniment and guidance of teachers and other fellow trainees that facilitate teamwork and multidisciplinary integration as transversal competencies for the the veterinary practice (learning to be and learning to relate).

The procedures described below will form the basis of the practical part of the internship, and their implementation is subject to both the suitability of the patients and the availability of the center and its workload, with the proposed activities being as follows:



Receive specialized education in an institution that can offer you all these possibilities, with an innovative educational program and a human team that will help you develop your full potential"



Module	Practical Activity
Specialized care of different diseases in Veterinary Medicine	Manage the anatomy and physiology of the male and female reproductive system in different species
	Delve into cases related to ovarian tumors and ovarian rest syndromes
	Update the graduate in the analysis of the prostate and testicles for the diagnosis of pathologies such as neoplasia or abscesses
	Work in the diagnosis of digestive and hepatic tumors
	Analysis of splenic masses
	Assessment of extrahepatic biliary tree related diseases
Introduction and update in the practice of laparoscopy	Delve into the details of ergonomics in laparoscopic surgery: positioning of equipment in the operating room and the surgeon's body posture
	Analyze the equipment necessary for this purpose, as well as the use of the laparoscopy tower
	Assessment of instruments needed in surgery
	Analyze the required energy system as well as current alternatives
Use of laparoscopic techniques in different areas	Apply laparoscopic treatment to the ovaries
	Practice sterilization in males
	Intervene in the excision of ovarian tumors
	Assess cases of patients with extrahepatic diagnosis
	Perform splenic biopsy and splenectomy
Use of endoscopy as a referral technique	Prepare the patient before the endoscopic procedure
	Assessment of equipment and instrumentation required
	Handle different types of endoscopes for the analysis of gastroscopy, duodenum, esophageal stenosis, etc
	Examine the different areas of the animal's body according to its anatomical physiology
	Conduct an assessment of UGELAB- Ultrasound-Guided Endoscopic Laser Ablation

05

Where Can I Do the Internship Program?

In order to provide the students with the opportunity to update themselves efficiently and based on the latest developments in the sector, TECH gives the professional the opportunity to study the latest advances in minimally invasive surgery in the facilities of a leading veterinary center. It is, therefore, a unique opportunity that will allow students to continue to grow in their profession.



Take your Internship Program in a prestigious veterinary center and put into action everything you have learned from the best professionals in the sector"





The student will be able to do this program at the following centers:



Hospital Veterinario Retiro

Country: Spain City: Madrid

Address: Av. de Menéndez Pelayo, 9

Veterinary Hospital specialized in Nutrition and with 24 hour emergency service

Related internship programs:

- Veterinary Traumatology and Orthopedic Surgery
- Veterinary Emergencies in Small Animals



Centro Veterinario San Antón

Country: Spain City: Madrid

Address: Avenida de la Libertad, 93. Local 14-16, 28770 Colmenar Viejo

Veterinary Center offering personalized attention to different animal species

Related internship programs:

- Veterinary Anesthesiology
- Veterinary Cardiology in Small Animals



Hospital Artemisa Cañaveral

Country: Spain City: Madrid

Address: Francisco Grande Covian, local 1, 28052 Madrid

Veterinary hospital specialized in general care and 24-hour emergency assistance

Related internship programs:

- Veterinary Anesthesiology
- Veterinary Surgery in Small Animals



Hospital Veterinario Tomás Bustamante MiVet

Country: Spain City: Cantabria

Address: C. Lasaga Larreta, 4, 39300 Torrelavega, Cantabria

Veterinary Clinic for general care and emergencies 24 hours a day

Related internship programs:

- Minimally Invasive Veterinary Surgery in Small Animals



Centro Veterinario Animal-Vetx El Saladillo

Country: Spain City: Huelva

Address: Cam. del Saladillo, 3, 21007 Huelva

AnimalVetx El Saladillo Veterinary Center in Huelva is a complete and innovative veterinary center since 2014

Related internship programs:

- Veterinary Surgery in Small Animals
- Small Animal Ultrasonography



Centro Veterinario Puebla

Country: Mexico
City: Puebla

Address: Calzada zavaleta 115 Local 1
Santa Cruz Buenavista C.P 72154

General veterinary center
with 24-hour emergency care

Related internship programs:

- Veterinary Anesthesiology
- Veterinary Cardiology in Small Animals



Hospital Veterinario Paraíso Animal

Country: Mexico
City: Puebla

Address: Antiguo Camino Real a Cholula 99-B
Villas de Zabaleta C.P 72176 Heroica Puebla
de Zaragoza. Puebla México

High level Veterinary Hospital
with a wide range of services
in the different specialties

Related internship programs:

- Veterinary Surgery in Small Animals
- Veterinary Anesthesiology



Pets, life & Care


Country: Mexico
City: Nuevo León


Address: Av. Cabezada 10701-L12
Barrio acero C.P 64102

Comprehensive Care Veterinary Hospital

Related internship programs:

- Small Animal Ultrasonography
- Veterinary Emergencies in Small Animals





Minimally Invasive Veterinary | 15 **tech** Surgery in Small Animals



veterinary-medicine

Clínica Veterinaria Luifran

Country City
Mexico Mexico City

Address: Nte. 7-A 4634, Defensores
de la República, Gustavo A. Madero, 28001
Ciudad de México, CDMX

Veterinary assistance center specialized in dogs
and cats

Related internship programs:

- Veterinary Anesthesiology
- Infectious Diseases in Small Animals



veterinary-medicine

Veterinaria Palo Verde

Country City
Mexico Mexico City

Address: Cerro del Otate 20, Romero
de Terreros, Coyoacán, 04310 Ciudad
de México, CDMX

Veterinary clinic with more than 30 years
of experience in pet care

Related internship programs:

- Small Animal Internal Medicine
- Animal Welfare

06

General Conditions

Civil Liability Insurance

This institution's main concern is to guarantee the safety of the trainees and other collaborating agents involved in the internship process at the company. Among the measures dedicated to achieve this is the response to any incident that may occur during the entire teaching-learning process.

To this end, this entity commits to purchasing a civil liability insurance policy to cover any eventuality that may arise during the course of the internship at the center.

This liability policy for interns will have broad coverage and will be taken out prior to the start of the practical training period. That way professionals will not have to worry in case of having to face an unexpected situation and will be covered until the end of the internship program at the center.



General Conditions of the Internship Program

The general terms and conditions of the internship agreement for the program are as follows:

1. TUTOR: During the Internship Program, students will be assigned with two tutors who will accompany them throughout the process, answering any doubts and questions that may arise. On the one hand, there will be a professional tutor belonging to the internship center who will have the purpose of guiding and supporting the student at all times. On the other hand, they will also be assigned with an academic tutor, whose mission will be to coordinate and help the students during the whole process, solving doubts and facilitating everything they may need. In this way, the student will be accompanied and will be able to discuss any doubts that may arise, both clinical and academic.

2. DURATION: The internship program will have a duration of three continuous weeks, in 8-hour days, 5 days a week. The days of attendance and the schedule will be the responsibility of the center and the professional will be informed well in advance so that they can make the appropriate arrangements.

3. ABSENCE: If the students does not show up on the start date of the Internship Program, they will lose the right to it, without the possibility of reimbursement or change of dates. Absence for more than two days from the internship, without justification or a medical reason, will result in the professional's withdrawal from the internship, therefore, automatic termination of the internship. Any problems that may arise during the course of the internship must be urgently reported to the academic tutor.

4. CERTIFICATION: Professionals who pass the Internship Program will receive a certificate accrediting their stay at the center.

5. EMPLOYMENT RELATIONSHIP: The Internship Program shall not constitute an employment relationship of any kind.

6. PRIOR EDUCATION: Some centers may require a certificate of prior education for the Internship Program. In these cases, it will be necessary to submit it to the TECH internship department so that the assignment of the chosen center can be confirmed.

7. DOES NOT INCLUDE: The Internship Program will not include any element not described in the present conditions. Therefore, it does not include accommodation, transportation to the city where the internship takes place, visas or any other items not listed.

However, students may consult with their academic tutor for any questions or recommendations in this regard. The academic tutor will provide the student with all the necessary information to facilitate the procedures in any case.

07 Certificate

This program will allow you to obtain your **Internship Program diploma in Minimally Invasive Veterinary Surgery in Small Animals** endorsed by **TECH Global University**, the world's largest online university.

TECH Global University is an official European University publicly recognized by the Government of Andorra ([official bulletin](#)). Andorra is part of the European Higher Education Area (EHEA) since 2003. The EHEA is an initiative promoted by the European Union that aims to organize the international training framework and harmonize the higher education systems of the member countries of this space. The project promotes common values, the implementation of collaborative tools and strengthening its quality assurance mechanisms to enhance collaboration and mobility among students, researchers and academics.

This **TECH Global University** title is a European program of continuing education and professional updating that guarantees the acquisition of competencies in its area of knowledge, providing a high curricular value to the student who completes the program.

Title: **Internship Program in Minimally Invasive Veterinary Surgery in Small Animals**

Duration: **3 weeks**

Attendance: **Monday to Friday, 8-hour consecutive shifts**

Accreditation: **5 ECTS**





Internship Program
Minimally Invasive Veterinary
Surgery in Small Animals

Internship Program

Minimally Invasive Veterinary Surgery in Small Animals

