

Hybrid Professional Master's Degree

Veterinary Emergencies in Small Animals





Hybrid Professional Master's Degree Veterinary Emergencies in Small Animals

Modality: Hybrid (Online + Clinical Internship)

Duration: 12 months

Certificate: TECH Technological University

Teaching Hours: 1,620 h.

Website: www.techtitute.com/in/veterinary-medicine/hybrid-professional-master-degree/hybrid-professional-master-degree-veterinary-emergencies-small-animals

Index

01

Introduction

p. 4

02

Why Study this Hybrid
Professional Master's Degree?

p. 8

03

Objectives

p. 12

04

Skills

p. 18

05

Course Management

p. 22

06

Educational Plan

p. 28

07

Clinical Internship

p. 34

08

Where Can I Do the Clinical
Internship?

p. 40

09

Methodology

p. 48

10

Certificate

p. 56

01

Introduction

The veterinarian is often faced with emergency situations in which he or she has to act quickly and accurately to save the lives of small animals. Therefore, you need to master the most advanced protocols for emergency interventions, as well as the latest techniques and tools to achieve efficiency in your work. For this reason, TECH has created this Hybrid Professional Master's Degree, with the objective of offering the professional an excellent theoretical update in the diagnostic and therapeutic methods for respiratory, neurological or cardiovascular pathologies. In addition, at the end of this online teaching phase, the student will enjoy a 3-week stay in a veterinary clinic to put all the acquired knowledge into practice.



“

With this high-level program you will be able to acquire the skills that will provide you with the safety and speed necessary to intervene in emergency cases in a veterinary center”

The care and management of veterinary emergencies are fundamental aspects in small animal clinics. On a daily basis, users who bring their pets with various respiratory, traumatic and gastrointestinal pathologies constitute a very high percentage of the total. In this sense, many situations require immediate attention, since the patient's life is compromised. Therefore, veterinarians are obliged to master diagnostic and therapeutic advances for those diseases that require urgent intervention.

Given this circumstance, TECH has created this Hybrid Professional Master's Degree, characterized by having a theoretical-practical learning model that will enable the expert to increase their skills in the field of Veterinary Emergencies in Small Animals. Throughout 12 months of teaching, the student will master the state-of-the-art techniques for patient stabilization or handle the novel tools for performing diagnostic tests. In the same way, they will know the intervention procedures for small animals at risk of losing their vision or will administer the most appropriate pharmacological treatments for each disease, depending on the patient's circumstances.

The theoretical phase of this program is taught through a 100% online methodology, which will allow students to combine excellent learning with their personal or professional life, adapting their study schedules according to their own needs.

Once the theoretical training has been completed, the veterinarian will enjoy a 3-week experience in a prestigious clinic. Integrated in an excellent multidisciplinary work team, you will transfer to real practice all the knowledge assimilated to enhance your daily practice. In addition, throughout his stay he will be accompanied by a tutor specifically designated for him, who will be in charge of resolving all his doubts and ensuring that his learning process meets the desired expectations.

This **Hybrid Professional Master's Degree in Veterinary Emergencies in Small Animals** contains the most complete and up-to-date scientific program on the market. The most important features include:

- ◆ Development of more than 100 clinical cases presented by Veterinary professionals specialized of emergency treatment to small animals
- ◆ The graphic, schematic, and practical contents with which they are created, provide scientific and practical information on the disciplines that are essential for professional practice
- ◆ Practical workshops to master the most up-to-date procedures and techniques in the emergency treatment of small animals
- ◆ Novel diagnostic methods for respiratory or cardiovascular pathologies
- ◆ Action Protocols in Cases of Ophthalmologic Emergencies
- ◆ All of this will be complemented by theoretical lessons, questions to the expert, debate forums on controversial topics, and individual reflection assignments
- ◆ Content that is accessible from any fixed or portable device with an Internet connection
- ◆ Furthermore, you will be able to carry out a clinical internship in one of the best Clinical Veterinary



This Hybrid Professional Master's Degree allows students to become aware of the seriousness of various emergency situations in veterinary medicine in simulated environments, providing the student with immersive learning"

“

Up-to-date your knowledge in a theoretical-practical way in the field of Veterinary Emergencies in Small Animals to respond satisfactorily to the current demands of this sector”

This Master's program, which has a professional and a hybrid learning modality, is aimed at updating medical professionals who perform their functions in aesthetic units, and who require a high level of qualification. The content is based on the latest scientific evidence and is organized in a didactic way to integrate theoretical knowledge into veterinary practice and the theoretical-practical elements allow professionals to bring their knowledge up-to-date and help them to make the right decisions about SMALL ANIMALS care.

Thanks to their multimedia content developed with the latest educational technology, they will allow the veterinary professional to obtain situated and contextual learning, i.e. a simulated environment that will provide immersive learning programmed to train in real situations. This program is designed around Problem-Based Learning, whereby the professional must try to solve the different professional practice situations that arise throughout the program. For this purpose, the students will be assisted by an innovative interactive video system created by renowned and experienced experts.

Add to your online study the realization of clinical practices with the highest standards of quality and technological level in a successful veterinary center on the international scene.

Acquire the necessary skills to act with maximum efficiency in the area of Veterinary Emergencies in Small Animals.



02

Why Study this Hybrid Professional Master's Degree?

In the veterinary field, it is as relevant to know the latest techniques and procedures required for emergency intervention in small animals as it is to know how to implement these advances in the real working environment. For this reason, TECH has created this degree, which will combine an excellent theoretical learning in this area with a practical stay in a first level veterinary center. With this, students will acquire a series of skills that will enable them to position themselves at the forefront of their sector, responding effectively to its current challenges.



A close-up photograph of a cat's face, showing its whiskers and fur. The image is partially obscured by a diagonal teal and white graphic overlay.

“

TECH gives you the opportunity to combine an excellent theoretical learning 100% online with a practical stay of 3 weeks in a high level veterinary clinic, in order to promote your growth in this sector”

1. Updating from the Latest Technology Available

The field of Small Animal Veterinary Emergencies has been revolutionized in recent times due to the appearance of new diagnostic tools, intervention techniques for various pathologies or up-to-date drugs for the treatment of diseases. For this reason, TECH has created this Hybrid Professional Master's Degree, which will allow the specialist to know and apply all these advances thanks to its theoretical-practical mode of delivery.

2. Gaining In-depth Knowledge from the Experience of Top Specialists

This degree is directed and taught by specialists actively working in the veterinary field, who will provide the student with the most in the veterinary field, who will provide the student with the most up-to-date didactic contents in the field of Veterinary Emergencies in Small Animals. In addition, the expert will be surrounded by the best professionals in this area during his practical stay, which will allow him to adopt the most efficient techniques in his work praxis.

3. Entering First-Class Clinical Environments

TECH carefully selects all the centers that will be part of the practical stay from this Hybrid Professional Master's Degree. Thanks to this, the specialist will have guaranteed access to a prestigious clinical environment in the field of Veterinary Emergencies in Small Animals. In this way, you will be able to see the day-to-day work of a demanding, rigorous and exhaustive sector, applying the latest theses and scientific postulates in its work methodology.





4. Combining the Best Theory with State-of-the-Art Practice

In the academic market, the vast majority of educational programs require many hours of study and offer didactic content with little job applicability. Because of this, TECH has created a degree that combines an excellent theoretical learning 100% online with a practical stay in a prestigious veterinary clinic, in order to offer a resolute teaching and adapted to the requirements of its students.

5. Expanding the Boundaries of Knowledge

TECH offers the possibility of completing the practices of this Internship in renowned centers worldwide. In this way, the specialist will be able to expand their boundaries and keep up to date with the best professionals, who practice in first class Clinical Veterinary and in different continents. A unique opportunity that only TECH, the largest online university in the world, could offer.

“

*You will have full practical immersion
at the center of your choice”*

03 Objectives

This Hybrid Professional Master's Degree has been designed with the aim of updating the theoretical and practical knowledge of professionals whose activity is developed in the emergency unit of veterinary clinics. In this way, these experts will handle the latest diagnostic and therapeutic techniques in this field in order to promote its growth in a sector that is increasingly relevant to society.



A close-up photograph of a dog's fur, showing a clear medical tube or catheter attached to the skin. The fur is light brown and grey, and the tube is transparent. The background is blurred, suggesting an indoor setting.

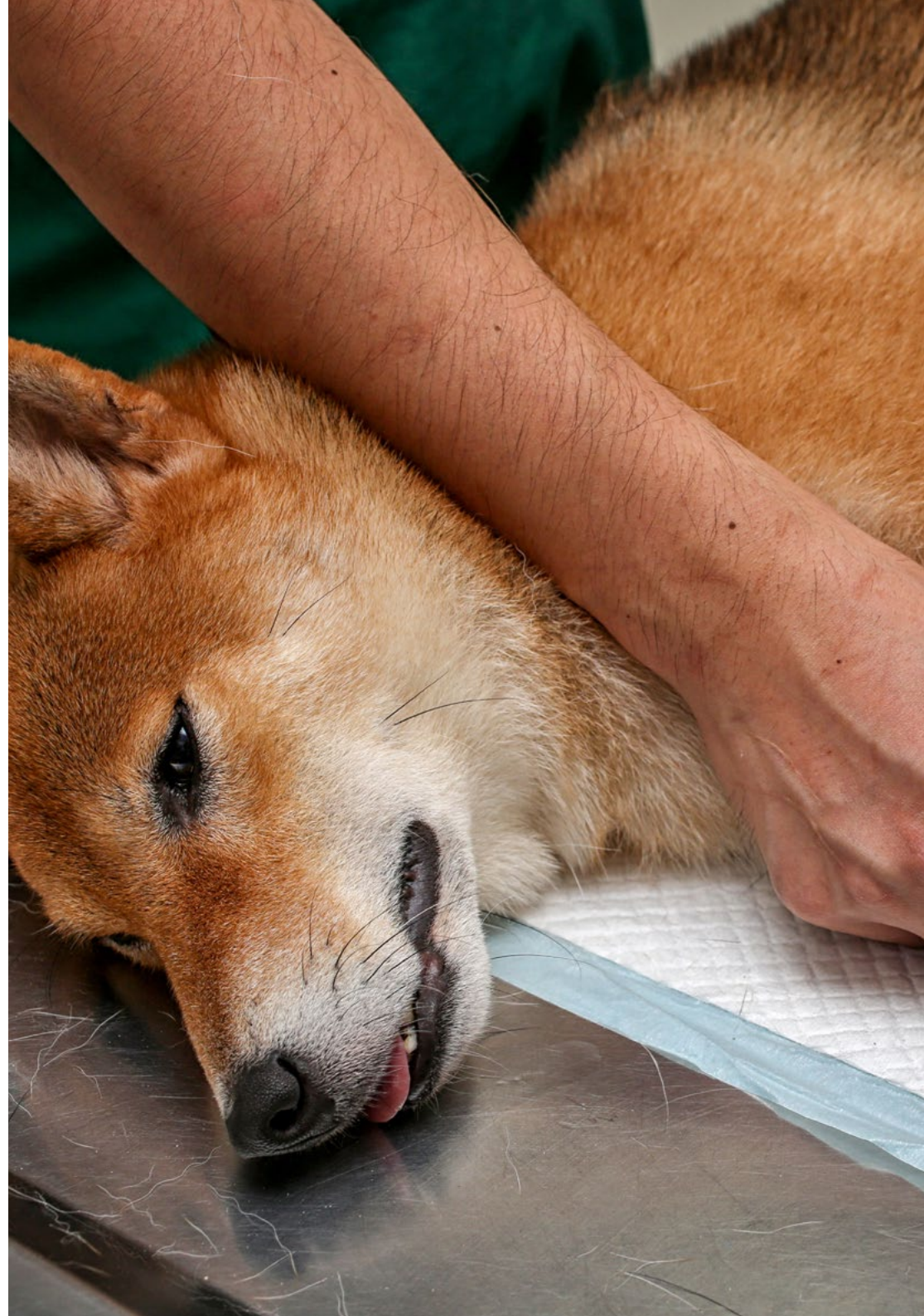
“

This program will enable you to acquire new knowledge and useful skills in small animal emergency care”



General Objective

- The general objective of this program is to ensure that the professional updates the diagnostic and therapeutic procedures of the specialty in a theoretical and practical way, through a center hospital internship designed with clinical and educational rigor, under the guidance of renowned professionals in an Environment of the highest scientific quality and technological innovation





Specific Objectives

Module 1. Introduction to Emergency Medicine in Small Animals

- ♦ Assess, manage and provide primary La care to patients in the emergency
- ♦ Master the most up-to-date drugs and therapies in emergency medicine
- ♦ Handle the latest diagnostic imaging tests
- ♦ Establish the management of nutritional therapy and metabolic support in patients in the Intensive Care Unit (ICU.)

Module 2. Management of Respiratory Emergencies

- ♦ Identify the main emergency situations in clinical practice that are related to respiratory pathology
- ♦ Correctly perform anamnesis and physical examinations to establish accurate diagnoses
- ♦ Interpret the most commonly used diagnostic imaging tests in respiratory emergencies
- ♦ Administer drugs to patients with respiratory problems
- ♦ Draw up cardiopulmonary resuscitation procedures based on consensus and the latest scientific evidence

Module 3. Management of Cardiovascular Emergencies

- ♦ Perform and interpret routine complementary tests in a patient with cardiovascular compromise
- ♦ Perform a diagnosis based on the data from the physical examination and laboratory tests, ECG and the diagnostic imaging
- ♦ Administer drugs to patients with cardiovascular problems
- ♦ meet stabilization techniques in patients with cardiovascular problems

Module 4. Management of Dermatological Emergencies

- ♦ Elaborate and interpret the most up-to-date complementary tests in veterinary dermatology
- ♦ Make a diagnosis based on the patient's clinical presentation and the results of tests performed
- ♦ Administer drugs in patients with severe dermatological lesions

Module 5. Management of Ophthalmologic Emergencies

- ♦ Interpretation of routine tests in an emergency ophthalmology practice
- ♦ Perform a diagnosis based on the data from the physical examination and laboratory tests, specific and the diagnostic imaging tests
- ♦ Use the most appropriate drugs and therapies in treating patients with emergency ophthalmologic problems
- ♦ Perform emergency anesthetic and surgical techniques on patients with loss of vision

Module 6. Management of Gastrointestinal Emergencies

- ♦ Elaborate and interpret routine tests in Gastroenterology consultations
- ♦ Insert enteral feeding tubes, both nasogastric and esophageal
- ♦ Apply the most appropriate treatment and therapies in the treatment of patients with emergency gastrointestinal problems

Module 7. Management of Hematologic and Oncologic Emergencies

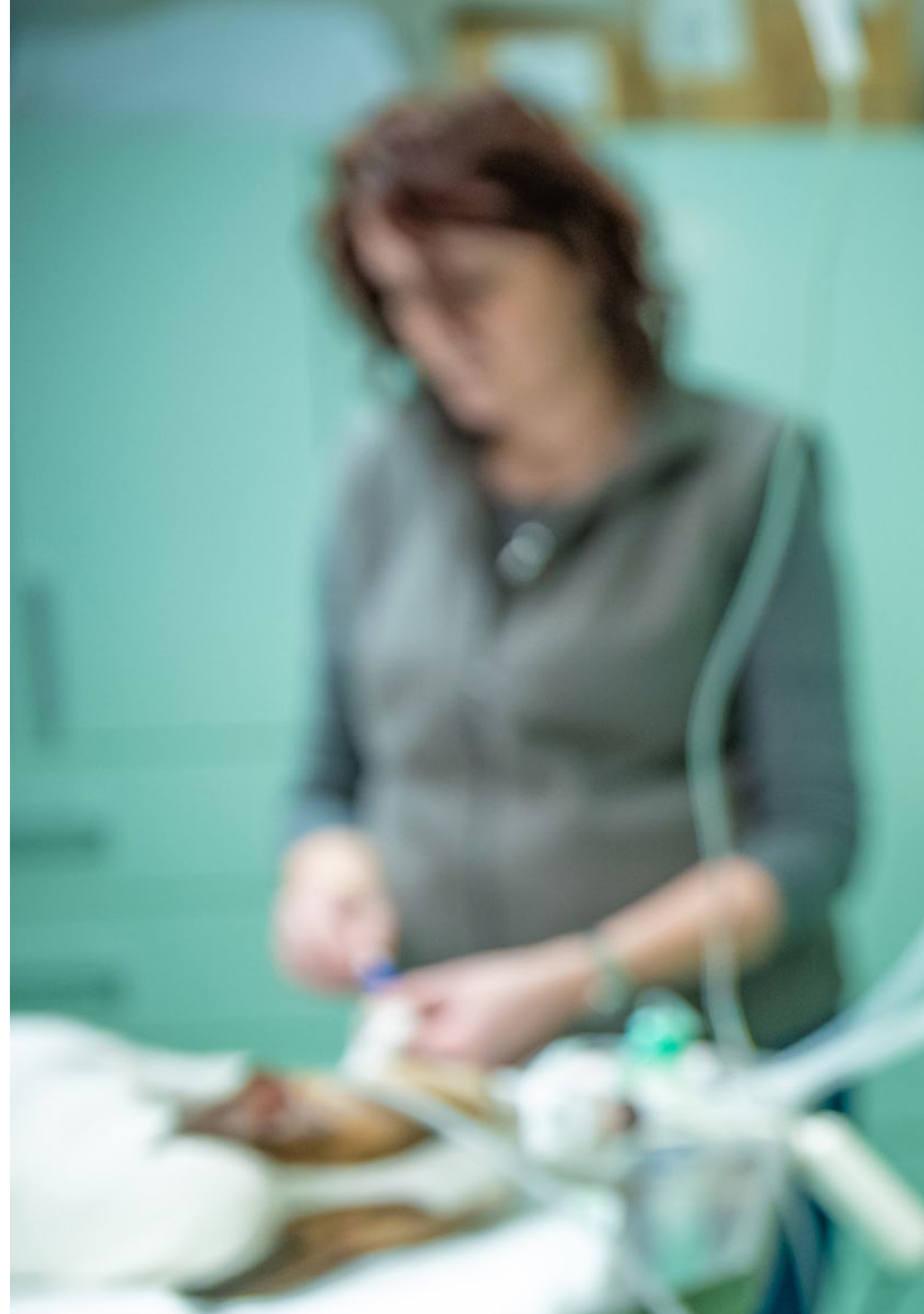
- ◆ Perform and interpret routine tests in Hematology consultations
- ◆ Establish a differential diagnosis based on the clinical framework of the patient and on the results of the tests in order to make
- ◆ Use the most appropriate treatment and patients with emergency hematologic/ oncologic problems

Module 8. Management of Neurological, Behavioral and Orthopedic Emergencies

- ◆ Stabilize patients with neurological and behavioral emergencies and correctly perform anamnesis and initial evaluations
- ◆ Establish protocol or good practice clinical guides and friendly management techniques, especially in Animals. feeling pain, fear or any other medical or paramedical problem that makes them more sensitive to bad care
- ◆ Use the most appropriate treatments and therapies on patients with neurological or behavioral emergencies, paying special attention to new therapeutic administration routes such as transmucosal and intranasal routes
- ◆ Successfully Executive the most common immobilization and stabilization techniques in fracture and poly-traumatized patients

Module 9. Management of Urologic and Reproductive Emergencies

- ◆ Elaborate and interpret routine tests in to reproduction consultations
- ◆ Perform a diagnosis based on the data from the physical examination and laboratory tests and the diagnostic imaging tests
- ◆ Perform medical-surgical techniques for the stabilization of animals with genitourinary compromise



Module 10. Metabolic and Toxicological Emergencies

- ♦ Use the treatment and therapies on patients with emergency metabolic and/or toxicology problems
- ♦ Undertake novel medical-surgical techniques for the stabilization of patients with metabolic and/or toxicological emergencies

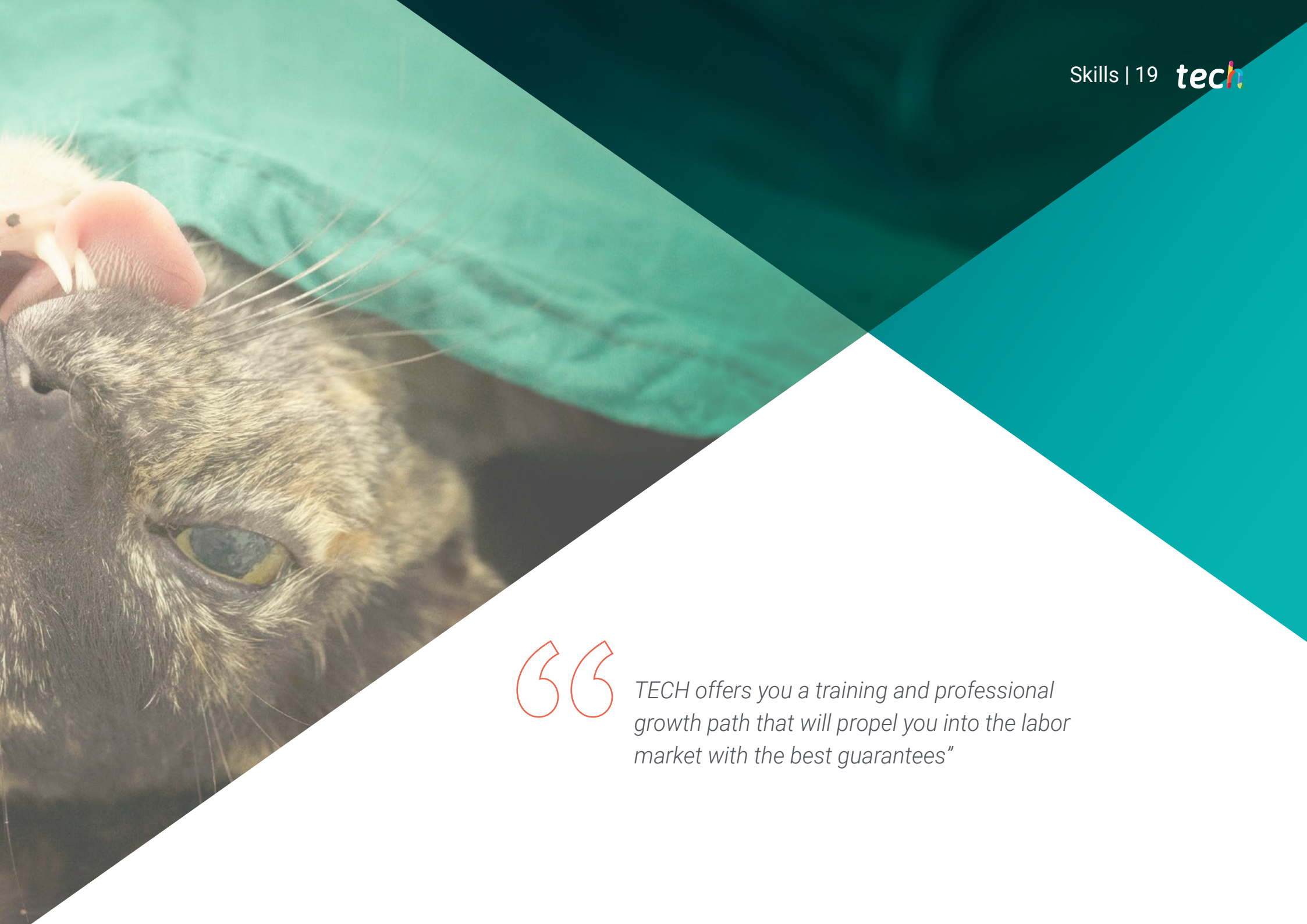
“

You will learn and manage, thanks to this program, the most updated stabilization techniques for animals with various pathologies”

04 Skills

After passing the evaluations of the Hybrid Professional Master's Degree in Veterinary Emergencies in Small Animals, the professional will have acquired the necessary skills for a quality and up-to-date practice based on the most innovative teaching methodology.





“

TECH offers you a training and professional growth path that will propel you into the labor market with the best guarantees”



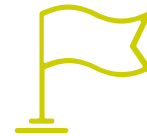
General Skill

- Organize and provide exceptional primary care for patients arriving at the emergency department
- Determine the fundamental emergencies in different pathologies and apply the appropriate action in each specific case

“

Through this Hybrid Professional Master's Degree, you will gain the ability to successfully intervene in cases of metabolic, toxicological and ophthalmological emergencies”





Specific Skills

- ♦ Analyze the fundamental emergencies in respiratory pathology and apply the corresponding treatment
- ♦ Management of cardiovascular emergencies and apply effective treatment in their intervention
- ♦ Efficient treatment of the main dermatological, ophthalmological, gastrointestinal, hematological and oncological emergencies
- ♦ Recognize and ensure the rapid implementation of protocols for pain patients
- ♦ Define an appropriate intervention in emergency situations of behavioral problems
- ♦ Acquire complete and up-to-date knowledge of new medical-surgical techniques in relation to nephrological, urological and reproductive emergencies
- ♦ Intervene successfully in metabolic and toxicological emergencies

05

Course Management

Within TECH's concept of quality and excellence, the teaching staff of this program is of the highest level, chosen by the university for its proven experience and academic trajectory. Professionals from different areas and fields of expertise make up a complete multidisciplinary team. A unique opportunity to learn from the best. These experts have poured their knowledge and all their experience into the design of an exceptional program, in addition to an internship in a veterinary center of rigor, which will enable students to achieve their academic objectives, positioning them among the elite of the sector.





“

The best professionals in the veterinary sector will guide you with their knowledge and experience throughout this Hybrid Professional Master's System”

Management



Dr. Quintana Diez, Germán

- Founder and CEO Veterinary Specialist of Wairua Genetics
- Coordinator of the Dermatology and Behavioral Medicine Services at the A Marosa Veterinary Center
- Veterinarian at the Hospital Clínico Universitario Rof Codina
- PhD in Veterinary Medicine from the University of Santiago de Compostela
- Degree in Veterinary Medicine from the University of Santiago de Compostela
- PROFESSIONAL MASTER'S DEGREE in Clinical Research Clinical Symptoms exotic from the Santiago University of Compostela.
- Master's Degree in Clinical Etiology and Animal Well-Being, Complutense University of Madrid
- Member of: ESVD, ESVCE, AVEPA

Professors

Dr. Ferro López, María

- ♦ Veterinary Expert in Internal Medicine and Emergency Medicine
- ♦ Veterinarian at Clínica Veterinaria A Marosa
- ♦ Veterinarian in Centro Veterinario Reproductivo La Arena
- ♦ Veterinarian at Casetas Veterinary Clinic
- ♦ Veterinarian at Ramón Veterinary Center
- ♦ Degree in Veterinary Medicine from the University of Santiago de Compostela
- ♦ Postgraduate's Degree in Clinical Research Clinical Symptoms from the Autonomous University of Barcelona.
- ♦ Completion of a wide range of veterinary courses.

Dr. García Portillo, Susana

- ♦ Veterinarian expert in Ethology expert in Animal Welfare
- ♦ Head of the Ethology Service of the Panda I and II Veterinary Clinics.
- ♦ Small Animal Clinical Veterinary Clinic in Emergency and Intensive Care in the
- ♦ La Vaguada and Los Madrazo Veterinary Clinics
- ♦ Small Animal Veterinary Clinic at Clínica Veterinaria Panda II
- ♦ Degree in Veterinary Medicine from the Complutense University Madrid
- ♦ Master's Degree in Applied Clinical Etiology and Animal Well-Being, Autonomous University of Barcelona

Ms. Arenal Duque, Irene

- ♦ Veterinary expert in Hospitalization
- ♦ Responsible for the Hospitalization Service at VETSIA Veterinary Hospital
- ♦ Veterinarian in the Breeding Service of the Fundación Once del Perro Guía (Eleven Guide Dogs Foundation)
- ♦ Degree in Veterinary Medicine from the Complutense University Madrid
- ♦ Master's Degree in Clinical Etiology and Animal Well-Being, Complutense University of Madrid

Dr. Basadre González, Tegra

- ♦ Veterinary expert in Ophthalmology
- ♦ Clinical Veterinarian in the Polyclinic A Marosa Veterinary Center
- ♦ Contributor to the scientific journal Lince
- ♦ Degree in Veterinary Medicine from the University of Santiago de Compostela
- ♦ Postgraduate in Veterinary Ophthalmology

Dr. Beceiro Hermida, Óscar

- ♦ Head of Kavuré Veterinary Hospital
- ♦ Veterinarian at Casetas Veterinary Clinic
- ♦ Speaker at various veterinary-related congresses.
- ♦ Degree in Medicine Veterinary Medicine from the University of Santiago de Compostela
- ♦ Master's Degree in Clinical Etiology and Animal Well-Being, University of Zaragoza
- ♦ Postgraduate in Animal Behavioral Medicine at Improve Veterinary Education
- ♦ Multi-species Behavior Modification Technician from the Bocalán Foundation- The Dog Trainers Factory

Dr. Blanco Fraga, Xavier

- ♦ Veterinary expert in Soft Tissue Surgery, Traumatology and Orthopedic Surgery.
- ♦ Veterinarian at the Soft Tissue Surgery and Traumatology and Orthopedic Surgery Services of the Policlínico A Marosa Veterinary Center
- ♦ Degree in Veterinary Medicine, Autonomous University of Barcelona
- ♦ General Practitioner Certificate in Soft Tissue Surgery and Traumatology from the European School of Veterinary Postgraduate Studies
- ♦ Clinical stay at the Veterinary Hospital of Mataró

Dr. Eimil López, Rodrigo

- ♦ Veterinary Expert in Internal Medicine Medicine
- ♦ Partner and Clinical veterinarian at A Marosa Veterinary Centre
- ♦ Veterinarian in Os Irmandiños SCG
- ♦ Veterinary-medicineDegree from the Veterinary-medicineSchool of the University of Santiago de Compostela.

Dr. Ibaseta Solís, Patricia

- ♦ Coordinator of the veterinary team of the Veterinary Hospital Ciudad de Lugo.
- ♦ Clinical veterinarian and soft tissue surgeon at the Veterinary Hospital Ciudad de Lugo.
- ♦ Clinical veterinarian and soft tissue surgeon at the Veterinary Hospital Ciudad de Olga.
- ♦ Degree in Veterinary Medicine from the University of Santiago de Compostela
- ♦ Master's Degree in Feline Medicine from Improve International
- ♦ Postgraduate Course Veterinary Medicine from the University of Zaragoza
- ♦ Certificado de Médico Generalista en Medicina Felina ESVPS

Dr. López Beceiro, Raquel

- ♦ Veterinary expert in Physiotherapy and Animal Rehabilitation
- ♦ Outpatient Service Manager for Veterinary Clinics and Hospitals in Estío
- ♦ Veterinary Physiotherapy and Rehabilitation.
- ♦ Veterinary expert in Physiotherapy and Animal Rehabilitation
- ♦ Veterinary clinic in CV Narón
- ♦ Veterinary clinic in Nexo As Pontes
- ♦ Degree in Veterinary Medicine from the University of Santiago de Compostela
- ♦ Postgraduate Diploma in Physiotherapy and Animal Rehabilitation, Complutense University of Madrid
- ♦ Expert Degree in Physiotherapy and Rehabilitation in Small Animals, Universidad Complutense de Madrid
- ♦ Member of AVEPA and AEVEFI

Dr. Pateiro Moure, Ariadna

- ♦ Veterinary specialist in feline animals and internal medicine
- ♦ Degree in Veterinary Medicine from the USC with Special Focus in Internal Medicine, specifically Feline Medicine
- ♦ Has spent periods of time in various centers: San Vicente Veterinary Hospital, Saudevet Veterinary Clinic, Feline Clinic of Barcelona, Nacho Menes Veterinary Hospital and AMUS Wildlife Hospital, Abros Veterinary Hospital and Rof Codina University Veterinary Hospital among others
- ♦ Master's Degree in Feline Medicine from Improve International
- ♦ General Practitioner Certificate in Feline Medicine from the European School of Veterinary Postgraduate Studies
- ♦ Expert in Care Activity in the Veterinary Hospital
- ♦ Member of AVEPA and of AVEPA's study group in Feline Medicine (GEMFE)



Ms. Possess Estévez, Graciela

- ◆ Clinical Veterinarian in Recatelo Veterinary Clinic
- ◆ Degree in Veterinary Medicine from the USC
- ◆ Master's Degree in Food Safety from UNED
- ◆ Senior Technician in Occupational Risk Prevention Higher Level Specialist in Industrial Hygiene, Workplace Safety and Applied Ergonomics and Psychosociology
- ◆ Member of AVEPA and of the oncology, exotic animals and feline medicine specialist groups in AVEPA
- ◆ Member of the International Society of Feline Medicine (ISFM)
- ◆ Co-author of the Occupational Risk Prevention Manual published by the Spanish Association of Veterinary Entrepreneurs

Dr. López Lamas, Cristina

- ◆ Veterinarian Clinical Presentation Postgraduate Diploma in exotic animals
- ◆ Clinical Veterinarian in the Polyclinic A Marosa Veterinary Center
- ◆ Head of Cardiology Service at the Polyclinic A Marosa Veterinary Center
- ◆ Veterinarian. UAB Veterinary Hospital
- ◆ Degree in Veterinary Medicine from the USC
- ◆ Postgraduate in Clinical Ultrasound from Improve Iberica
- ◆ General Practitioner Certificate in Clinical Ultrasound from the European School of Veterinary Postgraduate Studies
- ◆ Member of: Asociación de Veterinarios Españoles Especialistas en Pequeños Animales (AVEPA), Grupo de Trabajo de AVEPA en Cardiología (AVEPA Working Group on Cardiology)

Dr. Villar Estalote, Jaime

- ◆ Veterinary Specialist in Orthopedics and Traumatology
- ◆ Founder of Aldur Veterinary Clinic
- ◆ Founder of Traumavet
- ◆ IMAVET Project Manager
- ◆ Responsible Orthopedics and Traumatology Hospitalization Service at Tapia Veterinary Hospital
- ◆ Clinical Veterinarian in Tapia Veterinary Services
- ◆ Clinical veterinarian at the Veterinary Hospital San Frames, Spain.
- ◆ Teacher at Improve International
- ◆ Author of numerous Specialised publications
- ◆ Degree in Veterinary Medicine from the USC
- ◆ Member of: Sociedad Española de Traumatología y Ortopedia Veterinaria, Sociedad Europea de Traumatología y Ortopedia Veterinaria, Asociación de Veterinarios Españoles Especialistas en Pequeños Animales, Grupo de Trabajo de Ortopedia y Traumatología de (AVEPA), Asociación Mundial Veterinaria de Pequeños Animales, Federación de Asociaciones Europeas de Veterinarios de Animales de Compañía, Federación Iberoamericana de Asociación Veterinarias de Animales de Compañía y Grupo de Trabajo de Neurología y Neurocirugía de (AVEPA)

Mr. Rolle Mendaña, Diego

- ◆ Clinical Veterinarian in the Villalba Veterinary Clinic
- ◆ Degree in Veterinary Medicine from the USC
- ◆ Junior Researcher in UC Davis Veterinary Medicine Teaching & Research Center
- ◆ Has spent periods of time in various centers: A Marosa Veterinary Polyclinic, Tomás Bustamante Veterinary Hospital or Gecko Veterinary Clinic

06

Educational Plan

The contents of this program have been developed by the different experts of this Hybrid Professional Master's Degree, according to the criteria of educational effectiveness offered by TECH. Through a complete and detailed syllabus you will cover all the essential subject areas, gradually acquiring the necessary skills to put the necessary knowledge into practice. In this way, students acquire each and every one of the skills necessary to become true experts in veterinary clinical emergencies. Its structure and internship plan make this degree the most complete on the market today, as it covers all the relevant knowledge for the veterinarian to develop successfully.





“


Master the management of the difficult canine and feline patient, as well as the anesthesia processes used in the most common emergencies, through this degree”

Module 1. Introduction to Emergency Medicine in Small Animals

- 1.1. Triage and Initial Assessment
- 1.2. Initial Assessment
- 1.3. Primary Care and Management of Emergency Patients
- 1.4. Management of Difficult Canine Patient
- 1.5. Management of Difficult Feline Patient
- 1.6. Anesthesia and Analgesia in Emergency Patients
- 1.7. Pharmacology in Emergency Patients
- 1.8. Enteral Nutrition
- 1.9. Intensive Care Unit (ICU)
- 1.10. Diagnostic Imaging

Module 2. Management of Respiratory Emergencies

- 2.1. General Clinical Management
- 2.2. Complementary Diagnostic Procedures
- 2.3. Pharmacology in Patients with Respiratory Processes
- 2.4. Obstruction of Upper Airways (Pharynx, Larynx and Trachea)
- 2.5. Pleural Space Diseases (I)
- 2.6. Pleural Space Diseases (II)
- 2.7. Pleural Space Diseases (III)
- 2.8. Lower Airway Disorders
- 2.9. Diffuse Parenchymal Lung Diseases (I)
- 2.10. Diffuse Parenchymal Lung Diseases (II)





Module 3. Management of Cardiovascular Emergencies

- 3.1. General Clinical Management
- 3.2. Complementary Diagnostic Procedures
- 3.3. Congestive Heart Failure
- 3.4. Cardiac Tamponade/Effusion
- 3.5. Dilated Cardiomyopathy
- 3.6. Feline Thromboembolism
- 3.7. Arrhythmias
- 3.8. Systemic Hypertension
- 3.9. Heat Stroke
- 3.10. Cardiopulmonary Arrest and Cardiopulmonary Resuscitation (CPR)

Module 4. Management of Dermatological Emergencies

- 4.1. General Considerations
- 4.2. Wound Management
- 4.3. Burn Treatment
- 4.4. Canine Toxic Shock Syndrome
- 4.5. Pyotraumatic Dermatitis (Hot Spot) and Wet Tail Syndrome
- 4.6. Urticaria/Angioedema
- 4.7. Juvenile Cellulitis
- 4.8. Abscesses
- 4.9. Otophematoma/Otitis Externa
- 4.10. Erythema Multiforme Complex (EM), Stevens-Johnson Syndrome (SJS) and Toxic Epidermal Necrolysis (TEN)

Module 5. Management of Ophthalmologic Emergencies


- 5.1. General Considerations (I)
- 5.2. General Considerations (II)
- 5.3. Eyeball Proptosis or Prolapse
- 5.4. Acute Blepharospasm
- 5.5. Corneal Ulcer
- 5.6. Uveitis
- 5.7. Anterior Dislocation the Crystalline Lens
- 5.8. Acute Glaucoma
- 5.9. Pink Eye
- 5.10. Blindness or Visual Impairment

Module 6. Management of Gastrointestinal Emergencies

- 6.1. General Clinical Management
- 6.2. Acute Abdomen
- 6.3. Acute Vomiting
- 6.4. Acute Diarrhea
- 6.5. Volvulo-Gastric Dilatation (VGD)
- 6.6. Acute Pancreatitis
- 6.7. Acute Liver Failure
- 6.8. Foreign Bodies
- 6.9. Colitis
- 6.10. Jaundiced Cat

Module 7. Management of Hematologic and Oncologic Emergencies

- 7.1. General Clinical Management in Oncology Patients
- 7.2. Oncologic Emergencies
- 7.3. Emergencies during Oncology Treatment
- 7.4. General Clinical Management in Patients with Hematologic Disorders
- 7.5. Vascular Disorders
- 7.6. Red Blood Cell Disorders: Anemia
- 7.7. White Blood Cell Disorders
- 7.8. Platelet Disorders: Primary Hemostasis
- 7.9. Hemostatic Disorders: Secondary Hemostasis
- 7.10. Transfusional Medicine in Small Animals



Module 8. Management of Neurological, Behavioral and Orthopedic Emergencies

- 8.1. General Clinical Management in Patients with Neurological Conditions
- 8.2. Intracranial Disorders
- 8.3. Spinal Disorders
- 8.4. Vestibular System Disorders
- 8.5. Neuromuscular Disorders
- 8.6. Poly-traumatized Patient Care
- 8.7. Immobilization, Stabilization and Fracture Management
- 8.8. Reducing Dislocations
- 8.9. Most Frequent Behavioral Emergencies (I)
- 8.10. Most Frequent Behavioral Emergencies (II)

Module 9. Management of Urologic and Reproductive Emergencies

- 9.1. Clinical Management of Patient with Urologic and Reproductive Emergencies
- 9.2. Acute Renal Failure
- 9.3. Urinary Obstruction
- 9.4. Hematuria
- 9.5. Uroabdomen
- 9.6. Perineal Hernia with Bladder Entrapment
- 9.7. Emergencies in NonPregnant Females
- 9.8. Emergencies in Pregnant Females
- 9.9. Emergencies in Postpartum Females
- 9.10. Reproductive Emergencies in Males

Module 10. Metabolic and Toxicological Emergencies

- 10.1. Clinical Management of Patients with Metabolic Emergencies
- 10.2. Diabetic Patients
- 10.3. Addisonian Crisis (Hypoadrenocorticism)
- 10.4. Other Metabolic Emergencies
- 10.5. Clinical Management of Patients with Toxicological Emergencies
- 10.6. Most Common Intoxications (I)
- 10.7. Most Common Intoxications (II)
- 10.8. Most Common Intoxications (III)
- 10.9. Most Common Intoxications (IV)
- 10.10 Most Common Intoxications (V)



Through a 100% online theoretical modality, you will obtain a learning completely adapted to your academic, personal and professional requirements”

07

Clinical Internship

After passing the online of teaching period, the program includes a practical period in a reference clinical center. The student will have at their disposal the support of a tutor who will accompany them during the whole process, both in the preparation and in the development of the clinical practice.



“

*The best professionals in Veterinary
Emergencies in Small Animals will
give you the tools to prosper in this
field with guarantee”*

This Practical Training consists of an internship at a Reference veterinary center for 3 weeks, from Monday to Friday, with 8 consecutive hours of practical learning with an attending specialist. This Rooms will allow you to observe real cases alongside a professional team of reference in the field of Sports Sciences, applying the most innovative procedures in this field.

In this training proposal, completely practical in nature, the activities are aimed at developing and perfecting the skills necessary for the provision of veterinary care in areas and conditions that require a high level of qualification, and are oriented towards specific training for the exercise of the activity, in a safe environment and high professional performance.

It is undoubtedly an opportunity to learn by working alongside the best experts who perform their work in renowned clinics with the best medical facilities. All this makes for an ideal teaching scenario for this innovative experience in the improvement of professional veterinary competencies for the 21st century.

The practical education will be carried out with the active participation of the student performing the activities and procedures of each area of competence (learning to learn and learning to do), with the accompaniment and guidance of teachers and other fellow trainees that facilitate teamwork and multidisciplinary integration as transversal competencies for Current Pediatric practice (learning to be and learning to relate).





The procedures described below will form the basis of the practical part of the internship, and their implementation is subject to both the suitability of the patients and the availability of the center and its workload, with the proposed activities being as follows:


Module	Practical Activity
Management of Respiratory Emergencies	Administer the latest drugs for small animals in respiratory emergencies
	Interpret diagnostic imaging tests to detect the extent of the disease
	Apply up-to-date stabilization techniques in small animals with respiratory problems with respiratory problems
Management of Cardiovascular Emergencies	Perform and interpret the results of an electrocardiogram
	Make a diagnosis based on the results of Different tests performed
	Meet The stabilization Process in patients with cardiovascular problems
Management of Gastrointestinal Emergencies	Elaborate relevant tests to detect the extent of the gastrointestinal emergency
	Insert enteral feeding tubes, both nasogastric and esophageal
	Perform an acute vomiting, LGE or foreign body examination. gastroesophageal and intestinal
Management of Hematologic and Oncologic Emergencies	Perform and interpret up-to-date diagnostic tests for the detection of these pathologies
	To evaluate the platelet or hemostatic alterations produced in small animals
	Undertake a blood transfusion to save the patient's life
Metabolic and Toxicological Emergencies	To diagnose the problem suffered by a small animal that comes to a consultation with signs of toxicological urgency
	Apply the most appropriate treatment for each type of metabolic or toxicological emergency
	Stabilize small animals with metabolic or toxicological emergencies, using up-to-date medical-surgical techniques

Civil Liability Insurance

This institution's main concern is to guarantee the safety of the trainees and other collaborating agents involved in the internship process at the company. Among the measures dedicated to achieve this is the response to any incident that may occur during the entire teaching-learning process.

To this end, this entity commits to purchasing a civil liability insurance policy to cover any eventuality that may arise during the course of the internship at the center.

This liability policy for interns will have broad coverage and will be taken out prior to the start of the practical training period. That way professionals will not have to worry in case of having to face an unexpected situation and will be covered until the end of the internship program at the center.



General Conditions of the Internship Program

The general terms and conditions of the internship agreement for the program are as follows:

1. TUTOR: During the Hybrid Professional Master's Degree, students will be assigned with two tutors who will accompany them throughout the process, answering any doubts and questions that may arise. On the one hand, there will be a professional tutor belonging to the internship center who will have the purpose of guiding and supporting the student at all times. On the other hand, they will also be assigned with an academic tutor whose mission will be to coordinate and help the students during the whole process, solving doubts and facilitating everything they may need. In this way, the student will be accompanied and will be able to discuss any doubts that may arise, both clinical and academic.

2. DURATION: The internship program will have a duration of three continuous weeks, in 8-hour days, 5 days a week. The days of attendance and the schedule will be the responsibility of the center and the professional will be informed well in advance so that they can make the appropriate arrangements.

3. ABSENCE: If the students does not show up on the start date of the Hybrid Professional Master's Degree, they will lose the right to it, without the possibility of reimbursement or change of dates. Absence for more than two days from the internship, without justification or a medical reason, will result in the professional's withdrawal from the internship, therefore, automatic termination of the internship. Any problems that may arise during the course of the internship must be urgently reported to the academic tutor.

4. CERTIFICATION: Professionals who pass the Hybrid Professional Master's Degree will receive a certificate accrediting their stay at the center.

5. EMPLOYMENT RELATIONSHIP: the Hybrid Professional Master's Degree shall not constitute an employment relationship of any kind.

6. PRIOR EDUCATION: Some centers may require a certificate of prior education for the Hybrid Professional Master's Degree. In these cases, it will be necessary to submit it to the TECH internship department so that the assignment of the chosen center can be confirmed.

7. DOES NOT INCLUDE: The Hybrid Professional Master's Degree will not include any element not described in the present conditions. Therefore, it does not include accommodation, transportation to the city where the internship takes place, visas or any other items not listed.

However, students may consult with their academic tutor for any questions or recommendations in this regard. The academic tutor will provide the student with all the necessary information to facilitate the procedures in any case.

08

Where Can I Do the Clinical Internship?

In its maxim of offering quality education, TECH has proposed to broaden the academic horizons so that the practical phase of this degree is taught in various prestigious international veterinary centers. In this way, students can choose the center where they wish to carry out their internships, gaining experience that allows them to up-to-date their skills alongside the best veterinarians.





“

Take your Practical Training in a prestigious veterinary center and learn first-hand how the activity is developed in Veterinary Emergencies with the best professionals in the sector”



The student will be able to complete the practical part of this Hybrid Professional Master's Degree at the following centers:



Veterinary-medicine

Hospital Veterinario Retiro

Country: Spain City: Madrid

Address: Av. de Menéndez Pelayo, 9

Veterinary Hospital specialized in Nutrition and with 24 hour emergency service

Related internship programs:

- Veterinary Traumatology and Orthopedic Surgery
- Veterinary Emergencies in Small Animals



Veterinary-medicine

Veterinaria Hospital Veterinario Villalba

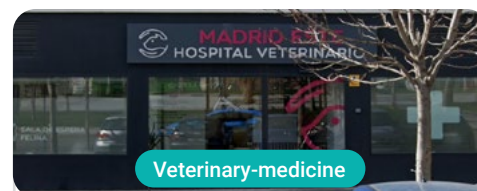
Country: Spain City: Madrid

Address: Avenida de Reina Victoria nº 9 28430 Alpedrete, Madrid

Clinical Symptoms Veterinarian Specialized in exotic animals

Related internship programs:

- Veterinary Anesthesiology
- Veterinary Emergencies in Small Animals



Veterinary-medicine

Madrid Este Hospital Veterinario

Country: Spain City: Madrid

Address: Paseo de la Democracia, 10

Veterinary center offering 24-hour care with surgery, ICU, hospitalization and diagnostic imaging services.

Related internship programs:

- Veterinary Anesthesiology
- Veterinary Surgery in Small Animals



Veterinary-medicine

Hospital Artemisa Cañaveral

Country: Spain City: Madrid

Address: Francisco Grande Covan, local 1, 28052 Madrid

Veterinary Hospital specialized in general and care of 24 hour emergency service

Related internship programs:

- Professional Master's Degree in Veterinary Surgery in Small Animals



Veterinary-medicine

Hospital Veterinario Conde Orgaz

Country: Spain City: Madrid

Address: Av. de Machupichu, 59, 28043 Madrid

Veterinary Hospital with 24 hour attention and specialized in avant-garde techniques in animal care

Related internship programs:

- Veterinary Radiology in Small Animals
- Veterinary Emergencies in Small Animals



Veterinary-medicine

Centro Veterinario La Caleta MiVet

Country: Spain City: Malaga

Address: Av. de Andalucía, 126, 29751 Caleta de Vélez, Málaga

Centro Veterinario La Caleta is a high level center specialized in general and integral care.

Related internship programs:

- Dermatology in Small Animals
- Veterinary Emergencies in Small Animals



Veterinary-medicine

Hospital Veterinario Málaga Este MiVet

Country: Spain City: Malaga

Address: Avenida Infanta Elena, 29740 Torre del Mar, Málaga

The only veterinary hospital in the eastern area of Malaga with 24-hour emergency care.

Related internship programs:

- Management and Administration of Veterinary Centers
- Veterinary Emergencies in Small Animals



Veterinary-medicine

Hospital Veterinario La Fortuna MiVet

Country: Spain City: Madrid

Address: C. de San Pedro, 29, 28917 Leganés, Madrid

Clinic specialized in the comprehensive care of sick animals and clinical problems of difficult diagnosis.

Related internship programs:

- Veterinary Surgery in Small Animals
- Veterinary Emergencies in Small Animals



Veterinary-medicine

Hospital Veterinario MiVet Maresme

Country: Spain City: Barcelona

Address: Camí de la Geganta, 113, 08302 Mataró, Barcelona

24-hour care hospital in Mataró

Related internship programs:

- Small Animal Ultrasonography
- Veterinary Emergencies in Small Animals



Veterinary-medicine

Hospital Veterinario MiVet Vets Manresa

Country: Spain City: Barcelona

Address: Avinguda dels Païssos Catalans, 165, 08243 Manresa, Barcelona

Hospital with more than 20 years of experience in the comprehensive care of all types of species.

Related internship programs:

- Veterinary Oncology in Small Animals
- Veterinary Emergencies in Small Animals



veterinary-medicine

Hospital Veterinario MiVet Faycan Catarroja

Country: Spain City: Valencia

Address: Carrer Charco, 15, 46470 Catarroja, Valencia

Comprehensive animal care clinic with 24-hour emergency and hospitalization service.

Related internship programs:

- Veterinary Surgery in Small Animals



veterinary-medicine

Hospitaria Elche MiVet

Country: Spain City: Alicante

Address: Avda. Libertad, 144 03205 Elche (Alicante)

The Veterinary Sector clinical benchmark with more than 32 years of experience. They offer services 24 hours a day, 365 days a year

Related internship programs:

- Veterinary Surgery in Small Animals
- Veterinary Emergencies in Small Animals



Veterinary-medicine

Hospital Veterinario Miramadrid MiVet

Country: Spain City: Madrid

Address: 63 C. Real, Paracuellos de Jarama, Madrid

Veterinary hospital with specialized care 24 hours a day and 7 days a week

Related internship programs:

- Veterinary Traumatology and Orthopedic Surgery
- Veterinary Surgery in Small Animals



Veterinary-medicine

Hospital Veterinario Mon Can MiVet

Country: Spain City: Madrid

Address: Av. de Montecarmelo, 55, 28049 Madrid

Veterinary Hospital specialized in the comprehensive care of sick animals and clinical problems of difficult diagnosis.

Related internship programs:

- Veterinary Traumatology and Orthopedic Surgery
- Veterinary Emergencies in Small Animals



Veterinary-medicine

Hospital Veterinario Avenida MiVet

Country: Spain City: Vizcaya

Address: Sabino Arana Etorbidea, 18 48013 Bilbao, Bizkaia

General veterinary clinic with 24-hour service 24 hours a day

Related internship programs:

- Veterinary Anesthesiology
- Veterinary Emergencies in Small Animals



veterinary-medicine

Hospital Veterinario Tres Cantos

Country: Spain City: Madrid

Address: Sector Oficinas, 36, 28760 Tres Cantos, Madrid

24-hour veterinary clinic

Related internship programs:

- Veterinary Emergencies in Small Animals



Centro Veterinario Puebla

Country: Mexico City: Puebla

Address: Calzada zavaleta 115 Local 1 Santa Cruz Buenavista C.P 72154

General veterinary center with 24-hour emergency care

Related internship programs:

- Veterinary Anesthesiology
- Veterinary Cardiology in Small Animals



Hospital Veterinario Animalitos

Country: Mexico City: Baja California Sur

Address: Bulevar pino pallas #244 Villas del Encanto La Paz B.C.S.C.P 23085

General veterinary center and high specialties

Related internship programs:

- Veterinary Surgery in Small Animals
- Dermatology in Small Animals



Meds for pets

Country: Mexico City: Nuevo León

Address: Av. Venustiano Carranza 429 Centro C.P 64000

Veterinary Hospital for advanced and comprehensive care

Related internship programs:

- Veterinary Cardiology in Small Animals
- Small Animal Ultrasonography



Pets, life & Care

Country: Mexico City: Nuevo León

Address: Av. Cabezada 10701-L12 Barrio acero C.P 64102

Veterinary Hospital and comprehensive care

Related internship programs:

- Small Animal Ultrasonography
- Veterinary Emergencies in Small Animals



Aztekan Hospital Veterinario - Roma

Country: Mexico City: Mexico City

Address: San Luis 152 Col Roma C.P CDMX

24-hour veterinary At Hospital

Related internship programs:

- Veterinary Emergencies in Small Animals
- Veterinary Cardiology in Small Animals



Clínica Veterinaria Luifran

Country: Mexico City: Mexico City

Address: Nte. 7-A 4634, Defensores de la República, Gustavo A. Madero, 28001 Ciudad de México, CDMX

Veterinary assistance center specialized in dogs and cats.

Related internship programs:

- Veterinary Anesthesiology
- Infectious Diseases in Small Animals



Dog City Pet Hospital

Country: Mexico City: Mexico City

Address: Lago Ginebra 145, Pensil Sur, Miguel Hidalgo, CP 11490

Veterinary clinic specialized in the care of dogs

Related internship programs:

- Veterinary Anesthesiology
- Veterinary Emergencies in Small Animals



Aztekan Hospital Veterinario - Sur


Country: Mexico City: Mexico City

Address: Circuito Estadio Azteca #298 Pedregal de Santa Ursula C.P 04600 CDMX

24-hour veterinary At Hospital

Related internship programs:

- Veterinary Emergencies in Small Animals
- Dermatology in Small Animals



vetinary-medicine

Aztekan Hospital Veterinario - Nápoles

Country	City
Mexico	Mexico City

Address: Nebraska 151 Colonia Nápoles C.P
03810 CDMX

24-hour veterinary At Hospital

Related internship programs:

- Equine Medicine and Surgery
- Veterinary Emergencies in Small Animals



Veterinary-medicine

SAVET Sanatorio Veterinario

Country	City
Argentina	Río Negro

Address: Santa Cruz 1515 General Roca, Río Negro

Veterinary clinic with state-of-the-art supplies and materials of the latest generation

Related internship programs:

- Veterinary Anesthesiology
- Veterinary Emergencies in Small Animals



Veterinary-medicine

Hospital Veterinario

Country	City
Argentina	Buenos Aires

Address: Caveri 1343, Cruce Castelar, Moreno

Emergency and specialty veterinary hospital for small domestic and exotic animals.

Related internship programs:

- Veterinary Surgery in Small Animals
- Veterinary Emergencies in Small Animals



Veterinary-medicine

Clínica Veterinaria Don Bosco

Country	City
Argentina	Buenos Aires

Address: Conquista de Desierto 662, Ezeiza, Bs. As

Clinic of general and specific specialties of Veterinary Medicine

Related internship programs:

- Veterinary Anesthesiology
- Veterinary Emergencies in Small Animals



veterinary-medicine

Veterinaria SUMMA

Country	City
Argentina	Cordoba

Address: José Roque Funes 1660 cerro de las rosas - Córdoba Capital

High complexity veterinary center and distribution of products

Related internship programs:

- Management and Administration of Veterinary Centers
- Veterinary Surgery in Small Animals



Veterinary-medicine

Clínica Veterinaria Panda

Country	City
Argentina	Ciudad Autónoma de Buenos Aires

Address: Ruiz Huidobro 4771 Saavedra, Ciudad de Buenos Aires

Clínica Veterinaria Panda with 25 years of experience and five locations in the City of Buenos Aires.

Related internship programs:

- Small Animal Internal Medicine
- Veterinary Emergencies in Small Animals



Veterinary-medicine

Clínica Raza

Country	City
Colombia	Bogotá, Distrito Capital

Address: Av. la esperanza 81-38
Bogotá, Colombia

Center specialized in veterinary clinical care

Related internship programs:

- Management and Administration in Veterinary Centers
- Veterinary Surgery in Small Animals



Boost your career path with holistic teaching, allowing you to advance both theoretically and practically"

09

Methodology

This academic program offers students a different way of learning. Our methodology uses a cyclical learning approach: **Relearning**.

This teaching system is used, for example, in the most prestigious medical schools in the world, and major publications such as the **New England Journal of Medicine** have considered it to be one of the most effective.





“

Discover Relearning, a system that abandons conventional linear learning, to take you through cyclical teaching systems: a way of learning that has proven to be extremely effective, especially in subjects that require memorization"

At TECH we use the Case Method

What should a professional do in a given situation? Throughout the program you will be presented with multiple simulated clinical cases based on real patients, where you will have to investigate, establish hypotheses and, finally, resolve the situation. There is an abundance of scientific evidence on the effectiveness of the method. Specialists learn better, faster, and more sustainably over time.

With TECH you will experience a way of learning that is shaking the foundations of traditional universities around the world.



According to Dr. Gérvas, the clinical case is the annotated presentation of a patient, or group of patients, which becomes a "case", an example or model that illustrates some peculiar clinical component, either because of its teaching power or because of its uniqueness or rarity. It is essential that the case is based on current professional life, in an attempt to recreate the actual conditions in a veterinarian's professional practice.

“

Did you know that this method was developed in 1912, at Harvard, for law students? The case method consisted of presenting students with real-life, complex situations for them to make decisions and justify their decisions on how to solve them. In 1924, Harvard adopted it as a standard teaching method”

The effectiveness of the method is justified by four fundamental achievements:

1. Veterinarians who follow this method not only manage to assimilate concepts, but also develop their mental capacity through exercises to evaluate real situations and knowledge application
2. Learning is solidly translated into practical skills that allow the student to better integrate into the real world.
3. Ideas and concepts are understood more efficiently, given that the example situations are based on real-life.
4. The feeling that the effort invested is effective becomes a very important motivation for veterinarians, which translates into a greater interest in learning and an increase in the time dedicated to working on the course.



Relearning Methodology

TECH effectively combines the Case Study methodology with a 100% online learning system based on repetition, which combines 8 different teaching elements in each lesson.

We enhance the Case Study with the best 100% online teaching method: Relearning.

Veterinarians will learn through real cases and by resolving complex situations in simulated learning environments. These simulations are developed using state-of-the-art software to facilitate immersive learning.



At the forefront of world teaching, the Relearning method has managed to improve the overall satisfaction levels of professionals who complete their studies, with respect to the quality indicators of the best online university (Columbia University).

With this methodology more than 65,000 veterinarians have been prepared with unprecedented success in all clinical specialties, regardless of the surgical load. Our teaching method is developed in a highly demanding environment, where the students have a high socio-economic profile and an average age of 43.5 years.

Relearning will allow you to learn with less effort and better performance, involving you more in your education, developing a critical mindset, defending arguments, and contrasting opinions: a direct equation for success.

In our program, learning is not a linear process, but rather a spiral (learn, unlearn, forget, and re-learn). Therefore, we combine each of these elements concentrically.

The overall score obtained by TECH's learning system is 8.01, according to the highest international standards.



This program offers the best educational material, prepared with professionals in mind:



Study Material

All teaching material is produced by the specialists who teach the course, specifically for the course, so that the teaching content is highly specific and precise.

These contents are then applied to the audiovisual format, to create the TECH online working method. All this, with the latest techniques that offer high quality pieces in each and every one of the materials that are made available to the student.



Latest Techniques and Procedures on Video

TECH introduces students to the latest techniques, the latest educational advances and to the forefront of current and procedures of veterinary techniques. All of this in direct contact with students and explained in detail so as to aid their assimilation and understanding. And best of all, you can watch the videos as many times as you like.



Interactive Summaries

The TECH team presents the contents attractively and dynamically in multimedia lessons that include audio, videos, images, diagrams, and concept maps in order to reinforce knowledge.

This exclusive educational system for presenting multimedia content was awarded by Microsoft as a "European Success Story".



Additional Reading

Recent articles, consensus documents and international guidelines, among others. In TECH's virtual library, students will have access to everything they need to complete their course.





Expert-Led Case Studies and Case Analysis

Effective learning ought to be contextual. Therefore, TECH presents real cases in which the expert will guide students, focusing on and solving the different situations: a clear and direct way to achieve the highest degree of understanding.



Testing & Retesting

We periodically evaluate and re-evaluate students' knowledge throughout the program, through assessment and self-assessment activities and exercises, so that they can see how they are achieving their goals.



Classes

There is scientific evidence suggesting that observing third-party experts can be useful.

Learning from an Expert strengthens knowledge and memory, and generates confidence in future difficult decisions.



Quick Action Guides

TECH offers the most relevant contents of the course in the form of worksheets or quick action guides. A synthetic, practical, and effective way to help students progress in their learning.



10 Certificate

The Hybrid Professional Master's Degree in Small Animal Veterinary Emergencies guarantees, in addition to the most rigorous and updated training, access to a Blended Master's Degree issued by TECH Universidad Tecnológica.



“

*Successfully complete this program
and receive your university qualification
without having to travel or fill out
laborious paperwork”*

This **Hybrid Professional Master's Degree in Emergencies Hybrid in Small Animals** contains the most complete and up-to-date program on the professional and academic field.

After the student has passed the assessments, they will receive their corresponding Hybrid Professional Master's Degree diploma issued by TECH Technological University via tracked delivery*.

In addition to the certificate, students will be able to obtain an academic transcript, as well as a certificate outlining the contents of the program. In order to do so, students should contact their academic advisor, who will provide them with all the necessary information.

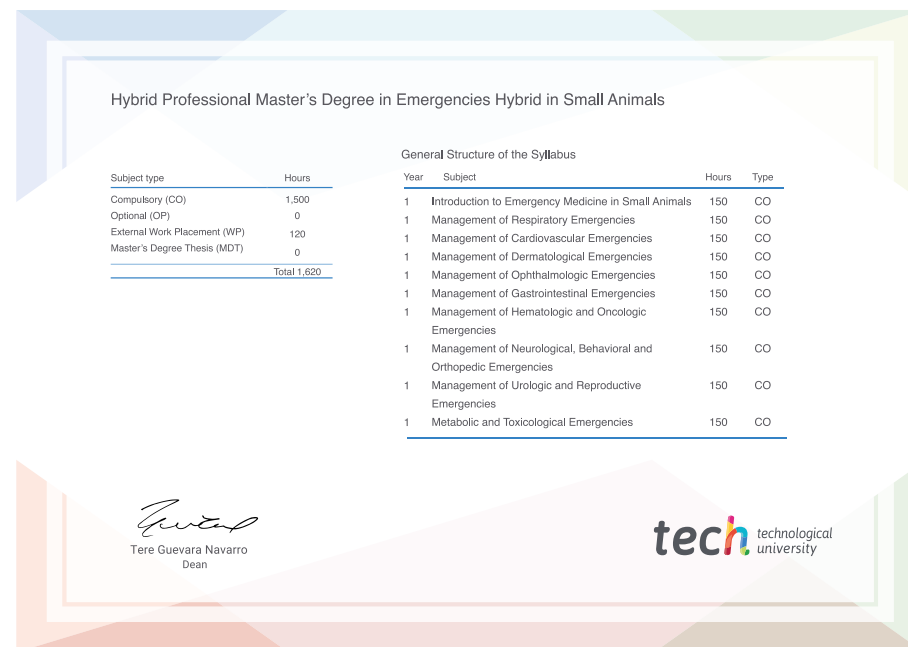
Title: **Hybrid Professional Master's Degree in Emergencies Hybrid in Small Animals**

Modality: **Hybrid (Online + Clinical Internship)**

Duration: **12 months**

Certificate: **TECH Technological University**

Teaching Hours: **1,620 h.**



*Apostille Convention. In the event that the student wishes to have their paper certificate issued with an apostille, TECH EDUCATION will make the necessary arrangements to obtain it, at an additional cost.



Hybrid Professional Master's
Degree
Veterinary Emergencies
in Small Animals

Modality: Hybrid (Online + Clinical Internship)

Duration: 12 months

Certificate: TECH Technological University

Teaching Hours: 1,620 h.

Hybrid Professional Master's Degree

Veterinary Emergencies in Small Animals

