

# CEFR A2 Italian Exam





“

*We prepare you for a global society characterized by the unstoppable expansion of new markets, extraordinary cultural, social and linguistic diversity, innovation and technology as generators of opportunities, immediacy and proximity, collaboration and constant change. We prepare you to join this new reality, by helping you achieve linguistic mastery”*

**tech** technological  
university



Exam  
**Level A2 Italian**  
CEFR

Website: [www.techitute.com/school-of-languages/language-certification-exam/language-certification-exam-cefr-a2-italian](http://www.techitute.com/school-of-languages/language-certification-exam/language-certification-exam-cefr-a2-italian)

# Index

01

Welcome

---

*p. 4*

02

Why Is it Important to Obtain  
A2 Certification?

---

*p. 8*

03

Methodology and Criteria for  
Exam Evaluation

---

*p. 12*

04

Who Can Take the Exam?

---

*p. 28*

05

Assessment and  
Certification

---

*p. 32*



# 01 Welcome

Italian is one of the most spoken languages in the European Union. It is not only present in Italy, but also countries such as Switzerland, Slovenia or Croatia are home to speakers of this language in some of their regions. It is also spoken as a commercial language in North Africa, making it a very important language for professional, commercial and diplomatic purposes. This university exam gives students the opportunity to certify to Level A2 according to the CEFR, which is one of the most important language recognition systems in the world.





“

*Certify, thanks to this university exam, your A2 level of Italian, which is one of the most important languages in the European Union, spoken in countries such as Switzerland or Croatia"*



## Introduction

Certifying language proficiency is essential nowadays. They are required in labor processes, to access basic and higher education or to obtain scholarships and positions. Italian is becoming more and more important, and an A2 level in this language is required in many procedures. This university exam allows the student to obtain a CEFR diploma certifying their proficiency in Italian at Level A2.

*Take the exam conveniently at the place and time of your choice so that you can concentrate on what is important: passing the university test and obtaining the A2 certificate.*

*Certify your Level A2 thanks to this university exam, which follows all the quality standards of the CEFR, the most important language recognition system in the world.*





“

*It is proven that learning languages increases your intelligence. Learning a foreign language strengthens the brain's neural networks”*

**José Antonio Marina.**  
*Philosopher, writer, and teacher.*



### Flexible and Tailored

Take your exam in person at any of our accredited locations or online from wherever you want.



### No Stress

Are you nervous about waiting in long lines to register for the exam and take the different tests? At TECH you can register online and take your test with a tutor just for you.



### No Waiting

Receive your certificate in record time and in digital format so you can always carry it with you.



02

# Why Is it Important to Obtain A2 Certification?

Nowadays, certifying a language is a basic requirement to be able to demonstrate proficiency for professional or academic opportunities. Italian is one of the most important languages in Europe due to the great economic and industrial weight of this country. For this reason, accrediting the A2 level of Italian gives access to employment processes, scholarships, exchange programs, competitive examinations or job vacancies throughout the European continent.

It is also a language that is spoken in other important countries such as Switzerland, Slovenia and Croatia, as well as remaining a commercial language in regions such as North Africa.







“

*The A2 level of Italian is essential as an entry requirement in many academic programs and professional processes, so this university exam will allow you to enjoy the best options to achieve your goals"*

## tech 10 | Why Is it Important to Obtain A2 Certification?

### TECH Technological University

The Common European Framework of Reference for Languages is the only recognized and accredited system for assessing a student's level of proficiency. Although there are other certification systems, these come from private institutions and are, therefore, not valid. The CEFR establishes a single criterion to determine the difficulty of the courses and awards diplomas that are recognized throughout the European Union.

At TECH we offer you the test to obtain your level certificate based 100% on the CEFR, the only system recognized and accepted throughout Europe.

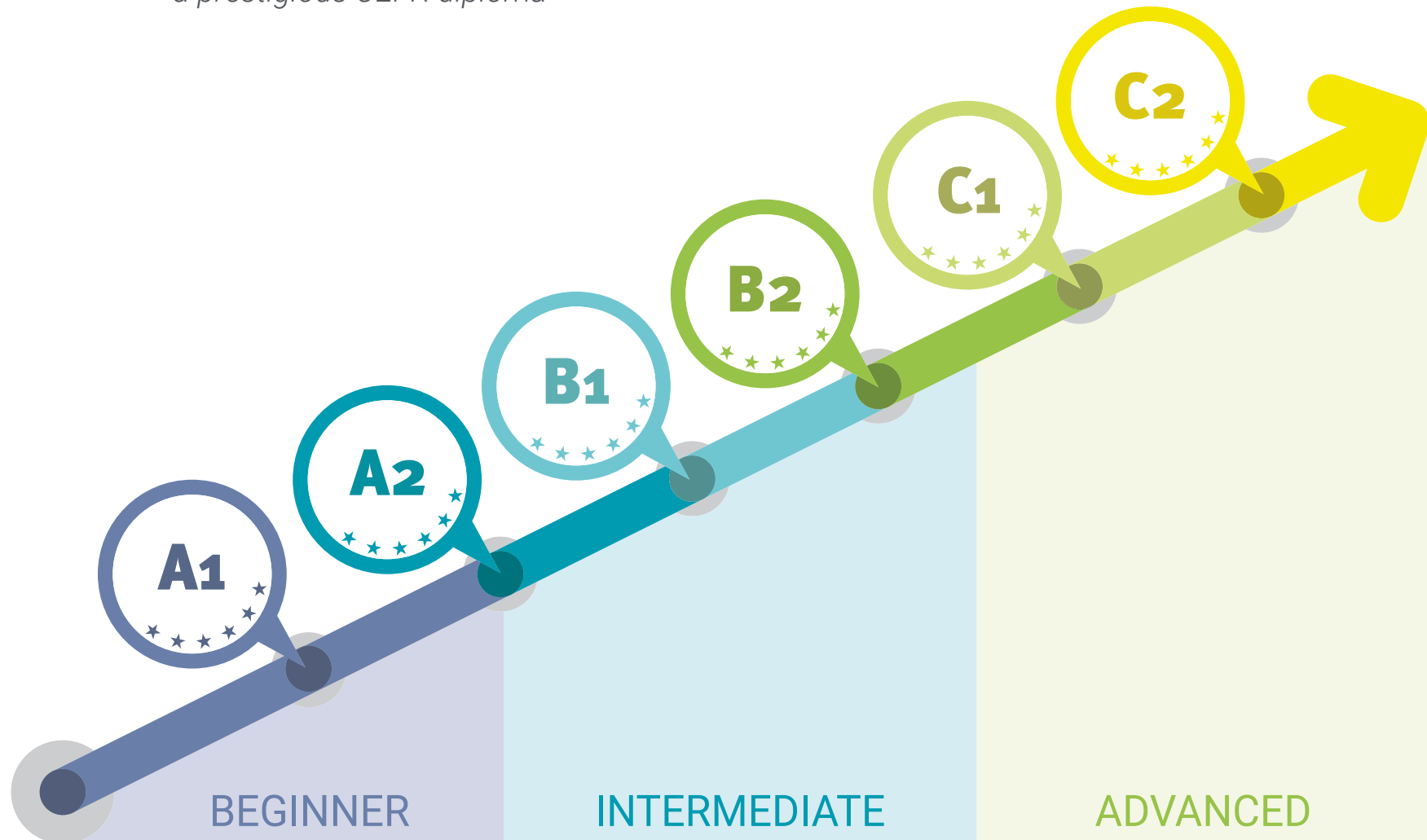
*CEFR language certificates are the most in demand worldwide. Pass this university test and get yours.*

*Other private language certification systems require students to periodically recertify their level of proficiency. TECH's CEFR certificate gives you a diploma for life.*



“

*Improve your resume thanks to this university exam, which will give you a prestigious CEFR diploma”*

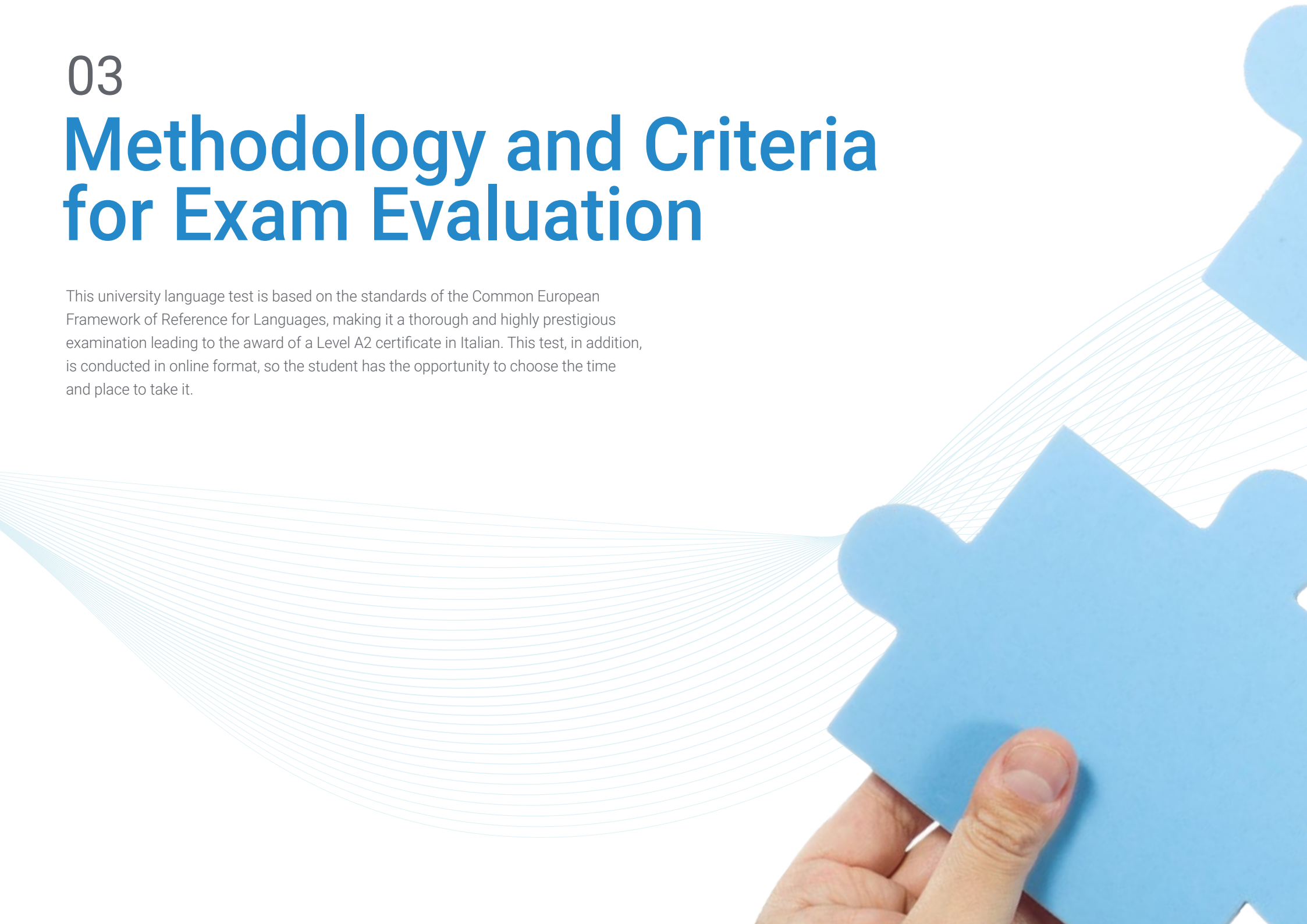




03

# Methodology and Criteria for Exam Evaluation

This university language test is based on the standards of the Common European Framework of Reference for Languages, making it a thorough and highly prestigious examination leading to the award of a Level A2 certificate in Italian. This test, in addition, is conducted in online format, so the student has the opportunity to choose the time and place to take it.





“

*This exam meets the highest standards of quality, giving the diploma you will obtain great prestige”*

## What are the A2 Level Skills?

Level A2 reflects the level referred to in the CEFR specification "Platform", i.e. a more advanced basic level than A1. It is at this level where most of the descriptors that expose social functions are found, such as, for example:

- ♦ Knowing how to use the usual forms of greetings and how to address others in a friendly manner
- ♦ Greeting people, asking how they are doing, and being able to react to news
- ♦ Performing well in very brief social exchanges
- ♦ Knowing how to ask and answer questions about what they do at work and in their spare time
- ♦ Knowing how to invite and respond to an invitation
- ♦ Being able to discuss what to do, where to go, and set up an appointment; the ability to make an offer and accept it
- ♦ The ability to perform simple transactions in stores, post offices or banks
- ♦ Knowing how to obtain simple travel information
- ♦ Using public transportation (buses, trains and cabs)
- ♦ Asking for basic information, asking questions and explaining how to get to a place and buying tickets
- ♦ Ordering and providing everyday goods and services







“ *An A2 level of Italian will open doors to numerous career opportunities and motivate you to continue improving your performance in this exciting language*”

“

*The CEFR is the main international reference for language recognition. Don't miss this opportunity to certify your Italian language level"*

01

Understand sentences and frequently used expressions related to areas of experience that are particularly relevant to them (basic information about themselves and their family, shopping, places of interest, occupations, etc.)



02


Can communicate in simple, everyday tasks that require only simple and direct exchanges of information on familiar or routine matters

03

Describe in simple terms aspects of their background and environment, as well as issues related to their immediate needs

“

*A personal tutor will accompany you throughout the different tests of the exam”*





## A2 level Self-Assessment Chart

### What is a person with this level able to do?

| Comprehension   | Speaking   | Writing   |
|---|--|---|
| <p><b>Listening Comprehension</b></p> <ul style="list-style-type: none"><li>♦ Understand sentences and the most common vocabulary on topics of personal interest (very basic personal and family information, shopping, place of residence, employment)</li><li>♦ Capture the main idea of short, clear and simple messages and notices</li></ul> <p><b>Reading Comprehension</b></p> <ul style="list-style-type: none"><li>♦ Read very short and simple texts</li><li>♦ Find specific and predictable information in simple, everyday written material, such as advertisements, prospectuses, menus, and schedules, and understanding short, simple personal letters</li></ul> | <p><b>Oral Interaction</b></p> <ul style="list-style-type: none"><li>♦ Communicate simple and routine tasks that require a simple and direct exchange of information about daily activities and issues</li><li>♦ Realize very brief social exchanges, but usually unable to understand enough to carry on the conversation on their own</li></ul> <p><b>Oral Expression</b></p> <ul style="list-style-type: none"><li>♦ Use a series of expressions and phrases to describe in simple terms your family and other people, your living conditions, your educational background, and your current or most recent job</li></ul> | <p><b>Written Expression</b></p> <ul style="list-style-type: none"><li>♦ Write short, simple notes and messages related to their immediate needs</li><li>♦ Write very simple personal letters, e.g., thanking someone for something</li></ul> <p><i>Your resume will be much more attractive when you incorporate your CEFR A2 Italian accreditation.</i></p> |



Qualitative aspects of spoken language usage for Level A2  
(According to the Common European Framework of Reference for Languages)

### What is expected to be achieved with this level?

#### Scope

---

- ♦ Use structures composed of basic sentences with expressions, groups of a few words and memorized formulas, in order to communicate limited information in simple, everyday situations

#### Correction

---

- ♦ Use some simple structures correctly, but still consistently making basic errors

#### Fluency

---

- ♦ Make oneself understood with very brief expressions, although pauses, initial doubts and rephrasing are very evident

#### Interaction

---

- ♦ Answer questions and respond to simple statements
- ♦ Indicate when a conversation is understood, but barely understand enough to carry on a conversation on their own accord

#### Coherence

---

- ♦ Be able to link groups of words with simple connectors such as "and", "but" and "because"

## Objectives

01

### Listening comprehension objectives

The candidate is able to:

- ◆ Understand enough to be able to deal with specific needs as long as the speech is articulated clearly and at a slow pace
- ◆ Understand sentences and expressions related to areas of immediate priority (e.g., very basic personal and family information, shopping, place of residence, employment) provided speech is articulated clearly and slowly
- ◆ Generally identify the topic being discussed, as long as it is conducted slowly and clearly
- ◆ Capture the main idea of short, clear and simple messages and statements
- ◆ Understand simple instructions on how to get from one place to another, both on foot and by public transportation
- ◆ Understand and extract essential information from short recorded passages dealing with everyday, predictable matters and spoken slowly and clearly







## 02

### Reading comprehension objectives

The candidate is able to:

- Understand short, simple texts on everyday matters if they contain very frequent, everyday or work-related vocabulary
- Understand short and simple texts containing very frequent vocabulary, including a good part of internationally shared vocabulary terms
- Understand basic types of commonly used letters and faxes (forms, orders, confirmation letters, etc.) on everyday topics
- Understand short and simple personal letters
- Find specific and predictable information in everyday written material, such as advertisements, prospectuses, restaurant menus, listings, and schedules
- Locate specific information in listings and isolate the required information (e.g., knows how to use the "Yellow Pages" to search for a service or a business)
- Understand signs and signals found in public places, such as streets, restaurants, train stations, and workplaces, e.g., directions to a location, instructions, and hazard warnings
- Identify specific information in simple written material, such as letters, catalogs, and short newspaper articles describing specific events

- ♦ Understand rules that are expressed at a simple level of language
- ♦ Understand simple instructions for frequently used appliances, such as a public telephone
- ♦ Identify the main idea of television news reporting events, accidents, etc., when there is visual support to complement the discourse
- ♦ Know when TV news has changed topics and get an idea of the main content

03

**Speaking objectives**

The candidate is able to:

- ♦ Give a simple description or presentation of people, living or working conditions, daily activities, likes and dislikes in a short list of simple phrases and sentences
- ♦ Tell stories or describe something through a simple relationship of elements. Describe everyday aspects of their environment; for example, people, places, a work or study experience
- ♦ Give brief and basic descriptions of events and activities. Describe plans and appointments, customs, usual or past activities and personal experiences
- ♦ Use simple, descriptive language to make brief statements about objects and possessions and to make comparisons. Explain what they like and dislike about something





- ♦ Deliver rehearsed, very brief statements of predictable, learned content that are intelligible to listeners who are willing to concentrate
- ♦ Deliver brief, rehearsed presentations on topics that are of importance in everyday life and briefly offer reasons and explanations for expressing certain opinions, plans, and actions
- ♦ Answer a limited number of questions with immediate and simple answers

## 04

### Writing objectives

The candidate is able to:

- ♦ Write a series of simple phrases and sentences linked with simple connectors such as "and", "but" and "because"
- ♦ Write a series of simple phrases and sentences about their family, their living conditions, their studies, their present job or the last one they had. Write short, simple imaginary biographies and simple poems about people



## Features of the A2 Italian Exam

### 1 What does the TECH Technological University TEST ASSESS?

---

- ♦ The contents of the exams and the evaluation criteria will be those corresponding to the CEFR descriptors
- ♦ No published assignments or test materials will be used
- ♦ The four skills (oral and written expression, oral and written comprehension) will be evaluated together or separately. Use of language tasks may also be included
- ♦ All test tasks, with the possible exception of the use of language tasks, will be close to real-world tasks and the text materials will be authentic, as far as possible and according to the level tested

### 2 How long does the test last?

---

- ♦ The duration of the exams, whatever the certified level, shall not be less than 120 minutes or more than 165 minutes



### 3 How is the test carried out?

- The oral and written comprehension tests, as well as the written expression test, are conducted via computer
- The speaking test consists of an interview, whenever possible, with two examiners and recorded
- The written and oral expression tests, whenever possible, will be evaluated by two examiners according to the procedures established by TECH

*Candidates must obtain at least a 6 on each part of the exam in order to obtain a PASS grade.*

*If you do not pass all areas, you will not get your certificate but we will give you a detailed report of your skills in each area and competency.*

### 4 What are the assessment criteria?

With regard to grades, TECH, following the recommendations, uses the following criteria:



Candidates who obtain at least 60% in each of the 4 parts of the exam will pass the exam. Based on the overall score, a grade will be awarded that will appear on the certificate issued by TECH, according to the following scale:



In the event that a candidate does not pass any of the 4 parts of the test, they must retake the entire exam.

## Structure, duration and weighting of the 4 parts of the examination

Below is a table with the sections, characteristics and duration of the different parts of the test.

| Duration                 | Sections                |  | Instructions  |                               |
|--------------------------|-------------------------|--|---------------|-------------------------------|
|                          | Skill                   | Time   |               |                               |
| A2<br>120-165<br>minutes | Speaking                | Monologue and directed questions   | 10-15 minutes | Instructions in mother tongue |
|                          | Listening comprehension | Short audios, monologues or dialogues  | 30-40 minutes |                               |
|                          | Writing                 | Various written expression activities; may include use of language activities. | 40-50 minutes |                               |
|                          | Reading comprehension   | Various reading comprehension activities                                       | 40-60 minutes |                               |



*Knowing the nature of the test before you take it will facilitate optimal preparation”*

## Structure of the A2 level Italian exam

It consists of 4 parts:

### Listening, Speaking, Reading and Writing.

The total duration of the exam is 120 to 165 minutes, with the first three parts taking place one after the other (1st Listening, 2nd Writing, 3rd Reading). There will be a minimum of 20 minutes of rest between the first three parts and the 4th part (Speaking), which can be done on the same day, or on a different day, with a maximum limit of 7 days after the other block has been completed.

### Listening (Duration 30-40 minutes)

The listening part consists of 3 exercises, each of which is based on an auditory recording that can be a monologue or a conversation between 2 or more people. Exercises include, multiple choice, sentence completion, completion of charts, graphs or diagrams, and short answers in one or two sentences.

### Reading (Duration: 40-60 minutes)

It consists of 40 questions grouped in 3 sections. Each text is between one and two pages long and several questions are asked about it. The texts are actual excerpts from books, research articles, newspapers and scientific journals. The type of questions, as in the oral part, is highly varied: multiple answers, completing tables, graphs or diagrams, locating information in the text, indicating the writer's opinion, etc.

### Writing (Duration: 40-50 minutes)

This part consists of two exercises, a 30-40 word essay and a 40-50 word essay. For the 30-40 word essay, a short report on a piece of information provided to the examinee in any format (text, graph, table or diagram) is usually requested.

Regarding the 40-50 word essay, a piece of information is usually presented very briefly (a couple of lines), followed by a statement about it, and then the candidate is asked to explain whether they agree or disagree with the statement, briefly stating the necessary arguments. The second exercise accounts for two-thirds of the "Writing" grade and the first exercise for one-third.

### Speaking (Duration: 10-15 minutes)

In this last part, a conversation is held with an examiner, and it is designed to be as realistic as possible. It is divided into 3 subsections. In the first, the candidate responds to personal, family and/or everyday questions. In the second, the candidate discusses a specific topic indicated by the examiner.

In this case, the ability to produce a coherent and orderly discourse is valued. In the third and last one, both the examiner and the candidate have a conversation on a specific topic, where oral interaction and discussion skills are assessed. The entire speaking part is recorded for later review purposes.

| Sections                 |                                 |  |  |   |               |                               |
|--------------------------|---------------------------------|--|--|---|---------------|-------------------------------|
| Duration                 | Skills                          | Observations   | Items  | Tasks   | Time          | Instructions                  |
| A2<br>120-165<br>minutes | Oral expression and interaction | Monologue and directed questions. Oral examinations must be recorded                               |  | Minimum 2   | 10-15 minutes | Instructions in mother tongue |
|                          | Listening Comprehension         | Short audios which may be short dialogues or monologues related to topics of the level.            | Minimum of 5 items and maximum of 10 items per task. Minimum total of 15 items, recommended 20 | Minimum 2, maximum 4. Dichotomous tasks are not accepted. | 30-40 minutes |                               |
|                          | Written Expression              | Various writing activities   | Minimum 30 words, maximum 80 words   | Minimum of 2 tasks  | 40-50 minutes |                               |
|                          | Reading Comprehension           | Several reading comprehension activities with a minimum of 500 and a maximum of 800 words in total | Minimum of 5 items and maximum of 10 items per task. Minimum total of 15 items, recommended 20 | Minimum 2, maximum 4. Dichotomous tasks are not accepted. | 40-60 minutes |                               |



04

# Who Can Take the Exam?

Candidates for the Level A2 accreditation test may be members of the university community, as well as nationals or foreigners (over 16 years of age) who wish to accredit their level of linguistic competence for academic, educational, professional or personal purposes.

Although the interests and motivations of our students are different, they all have a common goal: to improve and certify their level of Italian.





“

*TECH provides you with access to your exam and helps you pass it. Don't keep thinking about it and certify your level!"*

## Why are our students interested in certifying their level?



Academic 25%

- ♦ Access to a university degree
- ♦ Access to doctoral studies
- ♦ Access to an official Master's Degree or postgraduate training program



Educational 13%

- ♦ Continuation of language studies
- ♦ Improve language skills



Personal 12%

- ♦ Improve CV
- ♦ Confirmation of skills



Professional 50%

- ♦ Access to a new position
- ♦ Promotion or job improvement







“*TECH supports you to while you take the exam online, putting all the means at your disposal so that you can focus on taking the test”*



# 05


# Assessment and Certification


Each part of the exam accounts for 25% of the total grade. Candidates must obtain a minimum grade of 6 to pass each part of the exam.

- To obtain an overall PASS in the exam, it is necessary to pass all the tests and obtain an average of more than 6
- To obtain the overall grade of GOOD in the exam, you must pass all the tests with a grade higher than 6, and obtain an average between 7, 8 and 9
- To obtain the overall grade of EXCELLENT in the exam, you must pass all the tests with a grade higher than 6 and obtain an average between 9 and 10
- Only those who have obtained a Pass qualification may request a certificate of aptitude issued by TECH Technological University

The level will be considered acquired if the final total score is greater than or equal to 60% of the total possible score. No average will be made if a minimum of 60% of the possible score is not reached in each of the evaluated skills.

Certificates will only be issued if the level has been reached.





“

*To obtain the certificate, a score equal to or higher than 6 must be obtained in each of the 4 sections of the exam”*



*Take your exam online, with an expert tutor who will accompany you throughout the process. Come and certify your level!"*

## Certification

After successfully passing the exam, the student will receive a certificate of recognition that guarantees their preparation and proficiency at this level of the CEFR.



\*Apostille Convention. In the event that the student wishes to have their paper certificate issued with an apostille, TECH EDUCATION will make the necessary arrangements to obtain it, at an additional cost.

## Instructions for the exam



---

Only candidates who have registered during the registration period and are on the official lists may sit for the examination.



---

It is compulsory to present a valid identification document or passport at the exam. No person without identification will be allowed access to the examination.



---

The language accreditation tests may be adapted to candidates with special needs. For this purpose, the type of disability (motor, visual, hearing, etc.) and the degree of disability, duly justified with a medical report, must be reported at the time of registration. Applications will be accepted depending on how far in advance the center is informed and the availability of resources at the center.





**tech** technological  
university



**CEFR**  
**A2 Italian**  
Exam



**CEFR**  
**A2 Italian**  
Exam