

Postgraduate Certificate Visual Dysfunctions and Pathologies



Postgraduate Certificate Visual Dysfunctions and Pathologies

- » Modality: online
- » Duration: 12 weeks
- » Certificate: TECH Technological University
- » Dedication: 16h/week
- » Schedule: at your own pace
- » Exams: online

Website: www.techtitute.com/in/psychology/postgraduate-certificat/visual-dysfunctions-pathologies

Index

01

Introduction

p. 4

02

Objectives

p. 8

03

Course Management

p. 12

04

Structure and Content

p. 16

05

Methodology

p. 20

06

Certificate

p. 28

01

Introduction

There are visual dysfunctions and pathologies that affect the school performance of children and adolescents. In many occasions, parents and teachers consider that the learning problems suffered by the infant require the intervention of a psychologist. In order for this specialist to be able to diagnose these diseases early and carry out an appropriate action protocol, he/she must know the characteristics of the most common visual conditions, information that you will find in this degree. In only 12 weeks, the graduate will be able to expand his/her knowledge of the most frequent ocular dysfunctions and pathologies, from their symptomatology to their correct referral. All this through a 100% online program, designed exclusively for your professional improvement.





“

Knowing in detail the latest scientific developments derived from visual dysfunctions and ocular pathologies will allow you to expand your protocols of action with patients who present their symptomatology”

Thanks to the continuous research carried out in the last decades, it is now possible to distinguish dozens of visual dysfunctions and ocular pathologies, as well as to establish treatments for each one of them. Suffering from any of these diseases during school age can seriously influence a child's or adolescent's academic development, which is why early diagnosis is of vital importance.

The role of the psychologist in this diagnosis is very important, since sometimes, when it is not known that the infant suffers from these conditions, he/she is referred to his/her office in the hope that he/she can help him/her to improve. This is why this specialist must have the necessary knowledge to be able to quickly distinguish what it is, in order to refer the patient appropriately.

In order for the graduate to find in a single degree all the information that allows him/her to fulfill this task, the Diploma in Visual Dysfunctions and Pathologies was created. This is a degree designed by experts in psychology and the visual system, which covers the main visual conditions, their characteristics, causes and recommendations.

A program that will positively influence the psychologist's professional career, allowing him/her to expand and update his/her knowledge based on the most comprehensive and complete online program on the market and an effective, efficient and dynamic teaching methodology.

This **Postgraduate Certificate in Visual Dysfunctions and Pathologies** contains the most complete and up-to-date program on the market. The most important features include:

- ◆ Practical cases presented by experts in psychology applied to academics
- ◆ The graphic, schematic, and practical contents with which they are created, provide scientific and practical information on the disciplines that are essential for professional practice
- ◆ Practical exercises where self-assessment can be used to improve learning
- ◆ Its special emphasis on innovative methodologies
- ◆ Theoretical lessons, questions to the expert, debate forums on controversial topics, and individual reflection assignments
- ◆ Content that is accessible from any fixed or portable device with an Internet connection



Accessing the entire syllabus from the beginning of the Diploma will allow you to organize the academic experience in a personalized way and according to your availability"

“

The experts of this Diploma have selected real clinical cases that will help you to contextualize the theoretical content and to obtain a broader and more detailed vision of the different ocular pathologies”

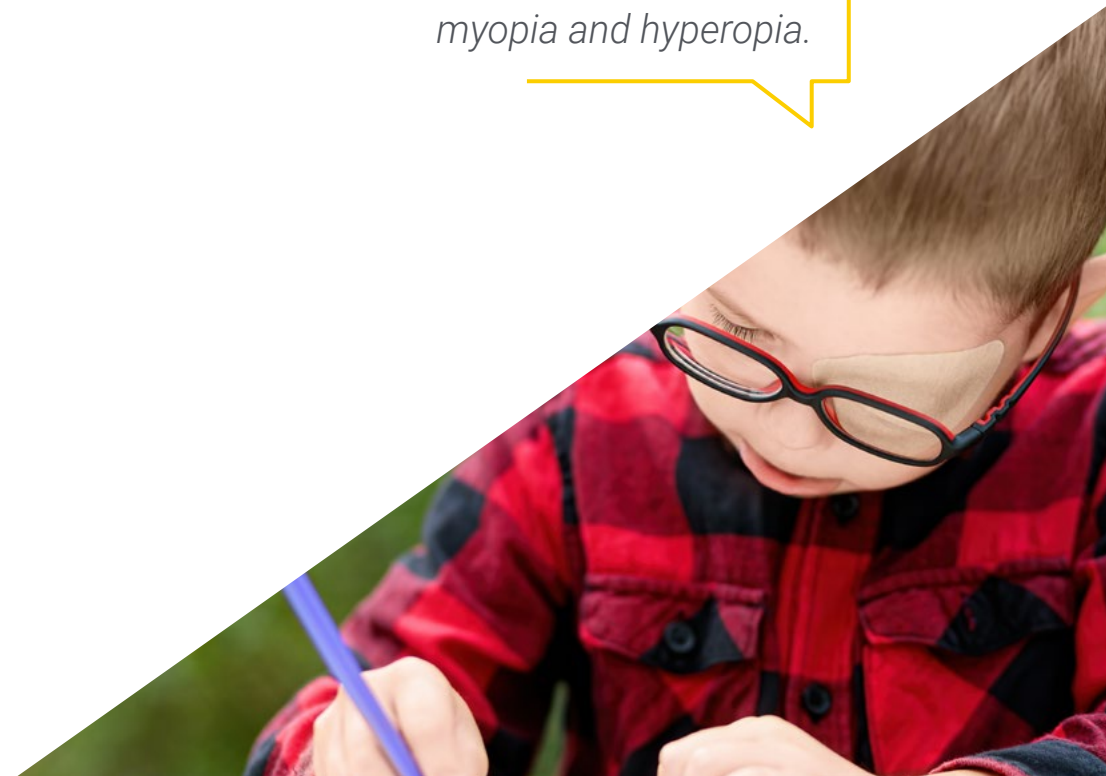
The program’s teaching staff includes professionals from sector who contribute their work experience to this educational program, as well as renowned specialists from leading societies and prestigious universities.

Its multimedia content, developed with the latest educational technology, will allow professionals to learn in a contextual and situated learning environment, i.e., a simulated environment that will provide immersive education programmed to prepare in real situations.

The design of this program focuses on Problem-Based Learning, by means of which professionals must try to solve the different professional practice situations that arise during the academic year. For this purpose, the student will be assisted by an innovative interactive video system created by renowned and experienced experts.

Having a detailed knowledge of eye movements will positively influence how quickly you will be able to detect possible visual dysfunctions.

You will have access to a section dedicated exclusively to two of the visual dysfunctions that you will see most often in your practice: myopia and hyperopia.



02

Objectives

TECH Technological University has created this Diploma in Visual Dysfunctions and Pathologies for two reasons: so that the graduate can improve professionally and so that he/she does not have to waste time looking for a degree that suits his/her academic needs and availability. That is why in this 100% online program you will find the opportunity to expand and update your knowledge, which will make you a committed and highly qualified psychologist.



“

In the Virtual Classroom you will find detailed videos, images, research articles and further reading. In short: everything you need to achieve your most ambitious academic goals"



General Objectives

- ♦ To analyze ocular pathology and visual dysfunctions from the psychologist's point of view and their impact on the student's academic performance
- ♦ Generate a broad and updated knowledge of the main ocular pathologies that a child or adolescent may present and how to establish the most appropriate action protocols
- ♦ To deepen in the psychological tools that can have a positive impact on the academic development of a patient suffering from a visual dysfunction or pathology



TECH' Technological University goal is that you finish this degree feeling that you have invested your time and effort in the best program in Visual Dysfunctions and Pathologies"





Specific Objectives

- ◆ Discover the process of reading
- ◆ Learn about the developments associated with reading
- ◆ Introduce oral speech skills in reading
- ◆ Discern phonological awareness in reading
- ◆ Understand the logographic phase of reading
- ◆ Learn about the alphabetic phase of reading
- ◆ Discover the process of writing
- ◆ Learn about the development associated with writing
- ◆ Evaluate the planning module in writing
- ◆ Understand the intervention of the planning module in writing
- ◆ Understand the intervention of the lexical modules in writing

03

Course Management

For TECH Technological University, the commitment of the teaching team to the professional growth of the graduate is a fundamental requirement to be part of the faculty of its degree programs. For this reason, and after an exhaustive search, this university has developed a cadre of professors composed of experts in the field of psychology and optics, with a very high professional and human quality. This is a group of specialists who will provide the graduate with all the tools at their disposal to achieve their academic goals in just 12 weeks.



“

Commitment, professionalism and human quality. These are some of the characteristics that define the teaching team of this Diploma, which will be at your disposal during the entire degree"

Management



Mr. Vallejo Salinas, Ignacio

- ♦ Optometrist and Director of Mejor Visión Center
- ♦ Director of Mejor Visión Center
- ♦ Collaborator of the NGO Abre sus Ojos
- ♦ Co-founder and former president of the International Society of Developmental Optometry
- ♦ Master's Degree of Science in Clinical Optometry from the Pennsylvania College of Optometry, USA
- ♦ Master's Degree in Clinical Optometry from the European University of Madrid
- ♦ Diploma in Optics and Optometry from the University of Granada
- ♦ Diploma in Optics from the Complutense University of Madrid

Professors

Dr. Vallejo Bermejo, Miguel

- ♦ Technical Director and Optometric Audiologist of the Postas Group
- ♦ Doctorate in Health Science and Technology from CEU San Pablo University
- ♦ Master's Degree in Visual Rehabilitation from the University of Valladolid
- ♦ Higher Technician in Prosthetic Audiology by the European University
- ♦ Expert in Pediatric Optometry and Low Vision by the European University



04

Structure and Content

For the elaboration of the structure of this Diploma, TECH Technological University has followed the guidelines recommended by the teaching team. Subsequently, its content has been designed strictly following the academic and pedagogical criteria that define this university. That is why the graduate will find in this degree the best theoretical and practical programming in the market, based on the latest research on visual dysfunctions and ocular pathologies. It is a 100% online program focused exclusively on the academic and professional improvement of the graduate.




“

You will have the most comprehensive content on color blindness and achromatopsia, which will allow you to develop a broad vision of these pathologies associated with color and establish a psychological treatment adapted to these clinical cases”

Module 1. Visual Dysfunctions

- 1.1. Extraocular Muscles
 - 1.1.1. Straight Muscles
 - 1.1.2. Oblique Muscles
- 1.2. Eye Movements I
 - 1.2.1. Ductions
 - 1.2.2. Versions
- 1.3. Eye Movements II
 - 1.3.1. Convergence
 - 1.3.2. Divergence
- 1.4. Associated with Parallelism
 - 1.4.1. Non-paralytic Strabismus
 - 1.4.2. Refractive Strabismus
- 1.5. Intraocular Muscles
 - 1.5.1. Ciliary Muscles
 - 1.5.2. Lens
- 1.6. Muscles Associated to Vision Loss in One Eye
 - 1.6.1. Monocular Amblyopia
 - 1.6.2. Bilateral Amblyopia
- 1.7. Associated to Accommodation
 - 1.7.1. Insufficient/Excessive Accommodation
 - 1.7.2. Accommodation Inflexibility
- 1.8. Associated to Vergences
 - 1.8.1. Insufficient/Excessive Convergence or Divergence
 - 1.8.2. Convergence/Divergence Inflexibility
- 1.9. Associated to Oculomotor Dysfunctions
 - 1.9.1. Fixation
 - 1.9.2. Monitoring
 - 1.9.3. Saccadic
- 1.10. Associated to Refractive Defects
 - 1.10.1. Myopia
 - 1.10.2. Hyperopia





Module 2. Ocular pathology

- 2.1. Associated with Parallelism
 - 2.1.1. Paralytic Strabismus
- 2.2. Associated to Eye Movement
 - 2.2.1. Congenital Nistagmus
 - 2.2.2. Nistagmus in Childhood
- 2.3. Associated to Macula
 - 2.3.1. Myopic Macular Hole
 - 2.3.2. Muscular Degeneration Related to Aging
- 2.4. Associated to Cornea and Conjunctiva
 - 2.4.1. Conjunctivitis
 - 2.4.2. Corneal Dystrophies
- 2.5. Associated to Glaucoma
 - 2.5.1. Neovascular Glaucoma
 - 2.5.2. Congenital Glaucoma
- 2.6. Associated to Color
 - 2.6.1. Colorblindness
 - 2.6.2. Achromatopsia

“ You choose when to connect, from where and in which aspects of the program to deepen your knowledge. Because with this Diploma you will be able to personalize an academic experience tailored to your needs”

05

Methodology

This academic program offers students a different way of learning. Our methodology uses a cyclical learning approach: **Relearning**.

This teaching system is used, for example, in the most prestigious medical schools in the world, and major publications such as the **New England Journal of Medicine** have considered it to be one of the most effective.



“

Discover Relearning, a system that abandons conventional linear learning, to take you through cyclical teaching systems: a way of learning that has proven to be extremely effective, especially in subjects that require memorization"

At TECH we use the Case Method

What should a professional do in a given situation? Throughout the program, students will face multiple simulated clinical cases, based on real patients, in which they will have to do research, establish hypotheses, and ultimately resolve the situation. There is an abundance of scientific evidence on the effectiveness of the method. Specialists learn better, faster, and more sustainably over time.

With TECH the psychologist experiences a way of learning that is shaking the foundations of traditional universities around the world.



According to Dr. Gérvas, the clinical case is the annotated presentation of a patient, or group of patients, which becomes a "case", an example or model that illustrates some peculiar clinical component, either because of its teaching power or because of its uniqueness or rarity. It is essential that the case is based on current professional life, trying to recreate the real conditions in the psychologist's professional practice.

“

Did you know that this method was developed in 1912, at Harvard, for law students? The case method consisted of presenting students with real-life, complex situations for them to make decisions and justify their decisions on how to solve them. In 1924, Harvard adopted it as a standard teaching method”

The effectiveness of the method is justified by four fundamental achievements:

1. Psychologists who follow this method not only master the assimilation of concepts, but also develop their mental capacity by means of exercises to evaluate real situations and apply their knowledge.
2. Learning is solidly translated into practical skills that allow the psychologist to better integrate knowledge into clinical practice.
3. Ideas and concepts are understood more efficiently, given that the example situations are based on real-life.
4. Students like to feel that the effort they put into their studies is worthwhile. This then translates into a greater interest in learning and more time dedicated to working on the course.



Relearning Methodology

At TECH we enhance the case method with the best 100% online teaching methodology available: Relearning.

Our university is the first in the world to combine the study of clinical cases with a 100% online learning system based on repetition, combining a minimum of 8 different elements in each lesson, which is a real revolution compared to the simple study and analysis of cases.

The psychologist will learn through real cases and by solving complex situations in simulated learning environments. These simulations are developed using state-of-the-art software to facilitate immersive learning.



At the forefront of world teaching, the Relearning method has managed to improve the overall satisfaction levels of professionals who complete their studies, with respect to the quality indicators of the best online university (Columbia University).

This methodology has trained more than 150,000 psychologists with unprecedented success in all clinical specialties. Our pedagogical methodology is developed in a highly competitive environment, with a university student body with a strong socioeconomic profile and an average age of 43.5 years old.

Relearning will allow you to learn with less effort and better performance, involving you more in your training, developing a critical mindset, defending arguments, and contrasting opinions: a direct equation for success.

In our program, learning is not a linear process, but rather a spiral (learn, unlearn, forget, and re-learn). Therefore, we combine each of these elements concentrically.

The overall score obtained by our learning system is 8.01, according to the highest international standards.



This program offers the best educational material, prepared with professionals in mind:



Study Material

All teaching material is produced by the specialists who teach the course, specifically for the course, so that the teaching content is highly specific and precise.

These contents are then applied to the audiovisual format, to create the TECH online working method. All this, with the latest techniques that offer high quality pieces in each and every one of the materials that are made available to the student.



Latest Techniques and Procedures on Video

TECH introduces students to the latest techniques, to the latest educational advances, to the forefront of current psychology. All of this in direct contact with students and explained in detail so as to aid their assimilation and understanding. And best of all, you can watch the videos as many times as you like.



Interactive Summaries

The TECH team presents the contents attractively and dynamically in multimedia lessons that include audio, videos, images, diagrams, and concept maps in order to reinforce knowledge.

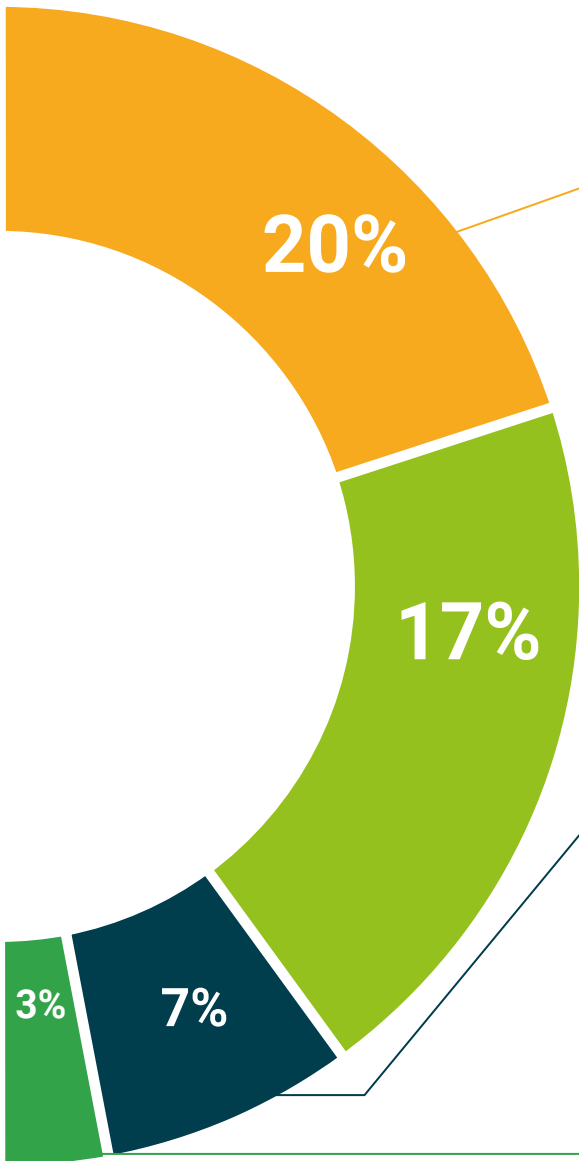
This exclusive educational system for presenting multimedia content was awarded by Microsoft as a "European Success Story".



Additional Reading

Recent articles, consensus documents and international guidelines, among others. In TECH's virtual library, students will have access to everything they need to complete their course.





Expert-Led Case Studies and Case Analysis

Effective learning ought to be contextual. Therefore, TECH presents real cases in which the expert will guide students, focusing on and solving the different situations: a clear and direct way to achieve the highest degree of understanding.



Testing & Retesting

We periodically evaluate and re-evaluate students' knowledge throughout the program, through assessment and self-assessment activities and exercises, so that they can see how they are achieving their goals.



Classes

There is scientific evidence suggesting that observing third-party experts can be useful.

Learning from an Expert strengthens knowledge and memory, and generates confidence in future difficult decisions.



Quick Action Guides

TECH offers the most relevant contents of the course in the form of worksheets or quick action guides. A synthetic, practical, and effective way to help students progress in their learning.



06

Certificate

The Postgraduate Certificate in Visual Dysfunctions and Pathologies guarantees students, in addition to the most rigorous and up-to-date education, access to a Postgraduate Certificate issued by TECH Technological University.



“

Successfully complete this program and receive your university qualification without having to travel or fill out laborious paperwork”

This **Postgraduate Certificate in Visual Dysfunctions and Pathologies** contains the most complete and up-to-date program on the market.

After the student has passed the assessments, they will receive their corresponding **Postgraduate Certificate** issued by **TECH Technological University** via tracked delivery*.

The certificate issued by **TECH Technological University** will reflect the qualification obtained in the Postgraduate Certificate, and meets the requirements commonly demanded by labor exchanges, competitive examinations, and professional career evaluation committees.

Title: **Postgraduate Certificate Visual Dysfunctions and Pathologies**

Official N° of Hours: **300 h.**



*Apostille Convention. In the event that the student wishes to have their paper certificate issued with an apostille, TECH EDUCATION will make the necessary arrangements to obtain it, at an additional cost.



Postgraduate Certificate Visual Dysfunctions and Pathologies

- » Modality: **online**
- » Duration: **12 weeks**
- » Certificate: **TECH Technological University**
- » Dedication: **16h/week**
- » Schedule: **at your own pace**
- » Exams: **online**

Postgraduate Certificate

Visual Dysfunctions and Pathologies

