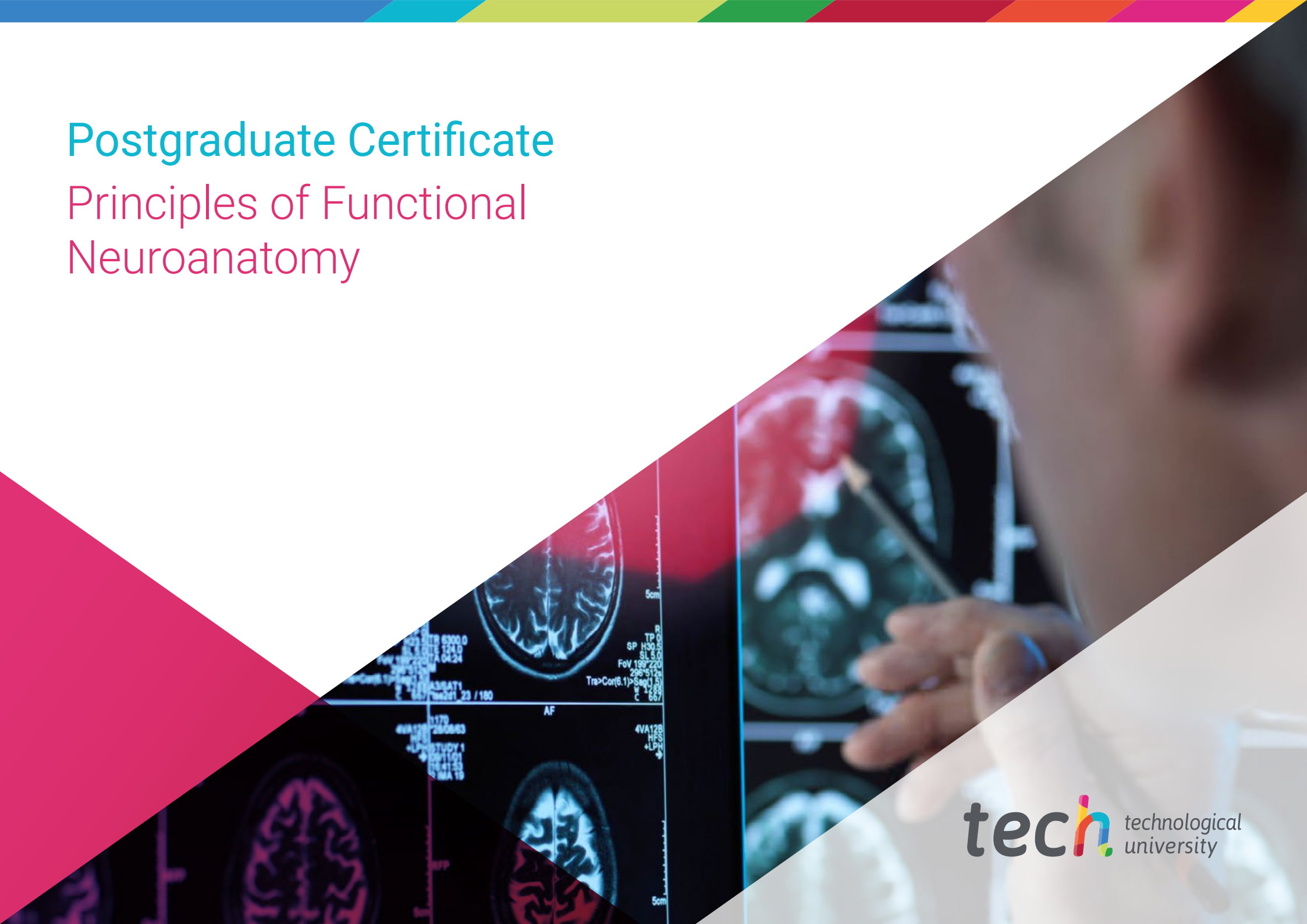


Postgraduate Certificate Principles of Functional Neuroanatomy





Postgraduate Certificate

Principles of Functional Neuroanatomy

- » Modality: online
- » Duration: 6 weeks
- » Certificate: TECH Technological University
- » Dedication: 16h/week
- » Schedule: at your own pace
- » Exams: online

Website: www.techtitute.com/pk/psychology/postgraduate-certificate/principles-functional-neuroanatomy

Index

01

Introduction

p. 4

02

Objectives

p. 8

03

Structure and Content

p. 12

04

Methodology

p. 16

05

Certificate

p. 24

01

Introduction

The Principles of Functional Neuroanatomy are the sympathetic and parasympathetic nervous systems, responsible for adapting the body to emergencies and conserving and restoring energy, respectively. The importance of this science in the knowledge of brain functioning and its application in the treatment of pathologies that affect learning and memory is real, so professionals in this field must always handle the latest information available, in order to be able to apply it in their clinical cases in an accurate and effective way. For this reason, having this program in their educational experience can be a distinctive asset that will provide them with the necessary knowledge to master this field and through a 100% online qualification.



“

TECH offers you a program designed exclusively by specialists in Neuropsychology and aimed at professionals who, like you, are looking to improve their skills in a guaranteed and 100% online way”

Having a broad, specialized, exhaustive and up-to-date knowledge of the Principles of Functional Neuroanatomy is, for any professional in this area, a fundamental aspect if they seek to offer their patients the most complete service possible. This is a matter of relevance, since knowing in detail the latest strategies and techniques being developed in this field can have a positive influence on the quality of the clinical case being handled.

With the purpose of updating the graduate on all these aspects, TECH Technological University and its team of experts in Psychology and Neuropsychology have developed this Postgraduate Certificate, specifically oriented to specialists in this field. And its convenient, 100% online format makes it ideal to be balanced with any other work or personal activity, allowing them to connect with a fully customized schedule and through any device with an internet connection.

It is, therefore, a unique and multidisciplinary opportunity to delve into the basics of frontal lobe functioning, the neuropsychology of the dorsolateral prefrontal cortex and orbitofrontal, motor cortex or temporal lobe, among other aspects. For this purpose, you will have 150 hours of the best theoretical, practical and additional material, which will be available from the beginning of the educational experience, and can be downloaded for consultation, even after completion of the qualification.

This **Postgraduate Certificate in Principles of Functional Neuroanatomy** contains the most complete and up-to-date program on the market. The most important features include:

- ♦ The development of practical cases presented by experts in Psychology and Neurology
- ♦ The graphic, schematic, and practical contents with which they are created, provide scientific and practical information on the disciplines that are essential for professional practice
- ♦ Practical exercises where the self-assessment process can be carried out to improve learning
- ♦ Its special emphasis on innovative methodologies
- ♦ Theoretical lessons, questions to the expert, debate forums on controversial topics, and individual reflection assignments
- ♦ Content that is accessible from any fixed or portable device with an Internet connection



If you are looking for a qualification that allows you to delve into the different parts of the brain and learn about its physiological developments in detail, this is the perfect qualification for you"

“

In the virtual classroom, you will find 150 hours of the best theoretical, practical and additional content in different formats, so you can delve into every aspect of the syllabus"

It includes in its teaching staff professionals belonging to the field of psychology and teaching, who bring to this program the experience of their work, in addition to recognized specialists from reference societies and prestigious universities.

The multimedia content, developed with the latest educational technology, will provide the professional with situated and contextual learning, i.e., a simulated environment that will provide an immersive learning experience designed to prepare for real-life situations.

The design of this program focuses on Problem-Based Learning, by means of which the psychology professional must try to solve the different professional practice situations that arise. For this purpose, the specialist will be assisted by an innovative interactive video system developed by renowned and experienced experts in the field of learning psychology.

A program with which you will be able to delve into the basics of motor cortex functioning through the most up-to-date information in the field.

You will have the opportunity to make an exhaustive review of the main characteristics of the parietal lobe cortex.



02

Objectives

TECH Technological University and its team of experts in Neuropsychology have developed this Postgraduate Certificate in Principles of Functional Neuroanatomy with the aim that the professional will find, in a single qualification, all the information they need to keep abreast of the latest scientific advances that have been made in this subspecialty. To this end, this university has selected the best teaching tools in the sector, perfect for guaranteeing a dynamic and entertaining, yet complete and exhaustive update, through a 100% online program in just 6 weeks.



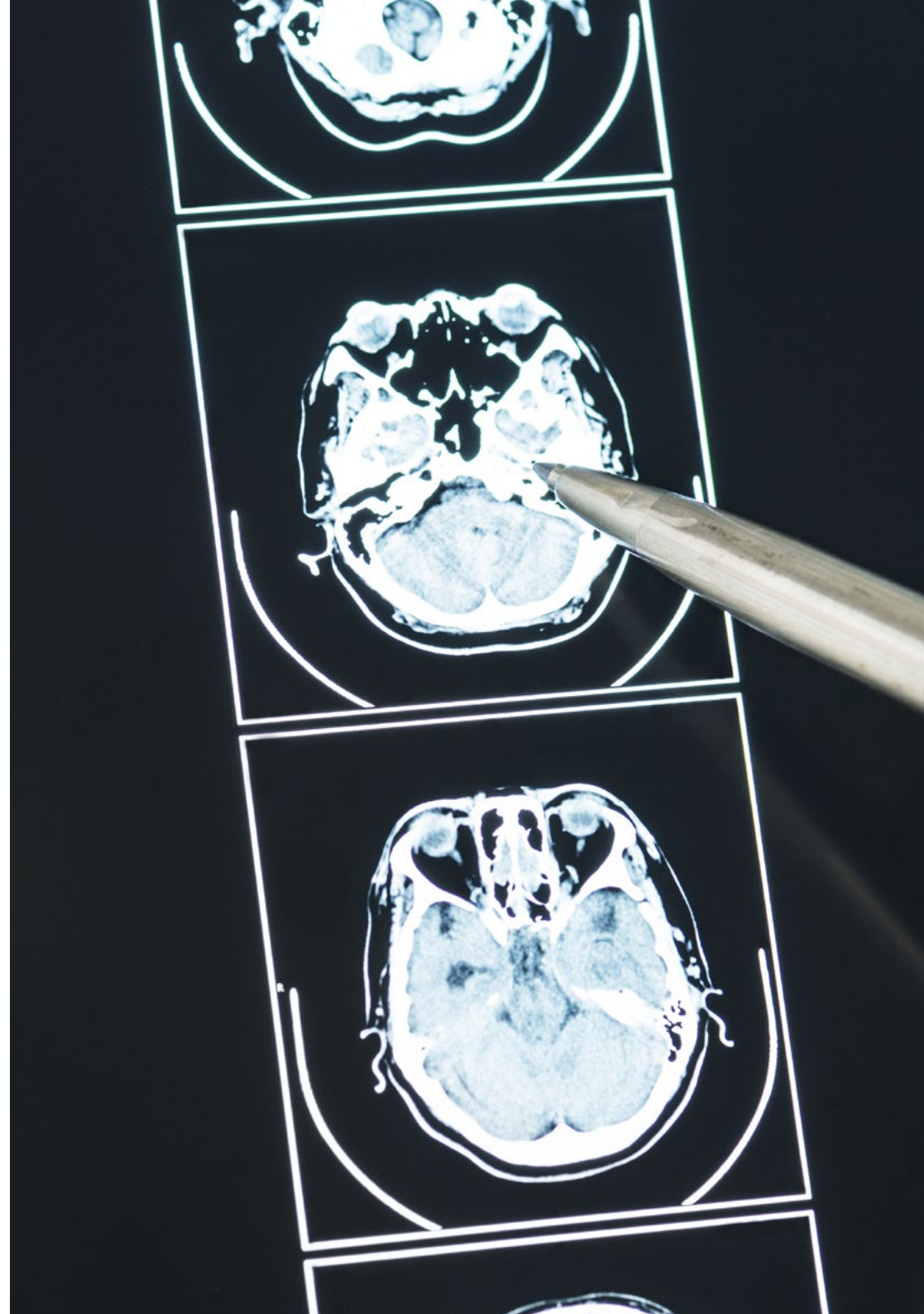
“

Do you want to know in detail the main characteristics of the parietal and occipital lobe? With this Postgraduate Certificate you will delve into each one of them specifically and through different resources"



General Objectives

- Delve into the latest developments in Functional Neuroanatomy, as well as the diagnostic and treatment strategies that are obtaining the best results
- Know in detail the aspects of Neuropsychology and its main characteristics, as well as the latest scientific evidence related to the basis of its functioning





Specific Objectives

- ♦ Learn and understand about the principles of Functional Neuroanatomy
- ♦ Differentiate between the different brain zones and their functioning

“

The objective of this program is that you reach your educational goals in the shortest time possible. That's why TECH will provide you with the best tools to help you achieve it"

04

Structure and Content

TECH Technological University employs in all its qualifications the effective and dynamic Relearning methodology, which consists of reiterating the most important concepts throughout the syllabus. In addition, this pedagogical strategy places special emphasis on the use of case studies for teaching, which, in line with the aforementioned, favors a progressive and natural acquisition of knowledge, without having to invest extra hours in memorizing as required by the traditional method. In addition, in order to provide more dynamism, the graduate will have hours of varied and high-quality additional material, allowing them to delve in a personalized way into those aspects of the syllabus that they consider most important.





“

Brain asymmetry will become your area of expertise after passing this Postgraduate Certificate thanks to the exhaustive knowledge of its characteristics and functioning”

Module 1. Functional Neuroanatomy

- 1.1. Frontal Lobe
 - 1.1.1. Introduction to the Frontal Lobe
 - 1.1.2. Main Features
 - 1.1.3. Bases of their Functioning
- 1.2. Neuropsychology of the Dorsolateral Prefrontal Cortex
 - 1.2.1. Introduction to the Dorsolateral Prefrontal Cortex
 - 1.2.2. Main Features
 - 1.2.3. Bases of their Functioning
- 1.3. Neuropsychology of the Orbitofrontal Cortex
 - 1.3.1. Introduction to the Orbitofrontal Cortex
 - 1.3.2. Main Features
 - 1.3.3. Bases of their Functioning
- 1.4. Neuropsychology of the Medial Prefrontal Cortex
 - 1.4.1. Introduction to the Dorsolateral Prefrontal Cortex
 - 1.4.2. Main Features
 - 1.4.3. Bases of their Functioning
- 1.5. Motor Cortex
 - 1.5.1. Introduction to the Motor Cortex
 - 1.5.2. Main Features
 - 1.5.3. Bases of their Functioning
- 1.6. Temporal Lobe
 - 1.6.1. Introduction to the Temporal Lobe Cortex
 - 1.6.2. Main Features
 - 1.6.3. Bases of their Functioning





- 1.7. Parietal Lobe
 - 1.7.1. Introduction to the Parietal Lobe Cortex
 - 1.7.2. Main Features
 - 1.7.3. Bases of their Functioning
- 1.8. Occipital Lobe
 - 1.8.1. Introduction to the Occipital Lobe Cortex
 - 1.8.2. Main Features
 - 1.8.3. Bases of their Functioning
- 1.9. Cerebral Asymmetry
 - 1.9.1. Concept of Brain Asymmetry
 - 1.9.2. Characteristics and Functioning



Do not hesitate and enroll now in this Postgraduate Certificate with which you will enjoy a quality education while you invest your time in improving your professional skills"

05

Methodology

This academic program offers students a different way of learning. Our methodology uses a cyclical learning approach: **Relearning**.

This teaching system is used, for example, in the most prestigious medical schools in the world, and major publications such as the **New England Journal of Medicine** have considered it to be one of the most effective.



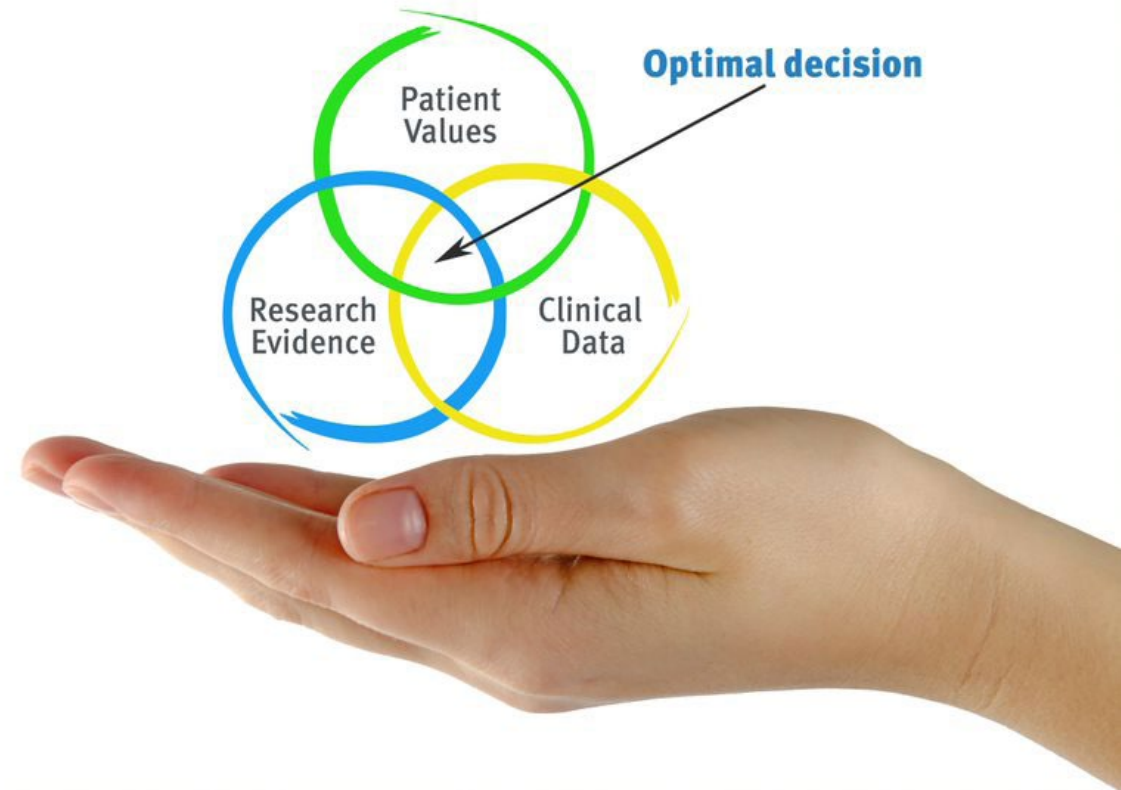
“

Discover Relearning, a system that abandons conventional linear learning, to take you through cyclical teaching systems: a way of learning that has proven to be extremely effective, especially in subjects that require memorization"

At TECH we use the Case Method

What should a professional do in a given situation? Throughout the program, students will face multiple simulated clinical cases, based on real patients, in which they will have to do research, establish hypotheses, and ultimately resolve the situation. There is an abundance of scientific evidence on the effectiveness of the method. Specialists learn better, faster, and more sustainably over time.

With TECH the psychologist experiences a way of learning that is shaking the foundations of traditional universities around the world.



According to Dr. Gervas, the clinical case is the annotated presentation of a patient, or group of patients, which becomes a "case", an example or model that illustrates some peculiar clinical component, either because of its teaching power or because of its uniqueness or rarity. It is essential that the case is based on current professional life, trying to recreate the real conditions in the psychologist's professional practice.

“

Did you know that this method was developed in 1912, at Harvard, for law students? The case method consisted of presenting students with real-life, complex situations for them to make decisions and justify their decisions on how to solve them. In 1924, Harvard adopted it as a standard teaching method”

The effectiveness of the method is justified by four fundamental achievements:

1. Psychologists who follow this method not only master the assimilation of concepts, but also develop their mental capacity by means of exercises to evaluate real situations and apply their knowledge.
2. Learning is solidly translated into practical skills that allow the psychologist to better integrate knowledge into clinical practice.
3. Ideas and concepts are understood more efficiently, given that the example situations are based on real-life.
4. Students like to feel that the effort they put into their studies is worthwhile. This then translates into a greater interest in learning and more time dedicated to working on the course.



Relearning Methodology

At TECH we enhance the case method with the best 100% online teaching methodology available: Relearning.

Our university is the first in the world to combine the study of clinical cases with a 100% online learning system based on repetition, combining a minimum of 8 different elements in each lesson, which is a real revolution compared to the simple study and analysis of cases.

The psychologist will learn through real cases and by solving complex situations in simulated learning environments. These simulations are developed using state-of-the-art software to facilitate immersive learning.



At the forefront of world teaching, the Relearning method has managed to improve the overall satisfaction levels of professionals who complete their studies, with respect to the quality indicators of the best online university (Columbia University).

This methodology has trained more than 150,000 psychologists with unprecedented success in all clinical specialties. Our pedagogical methodology is developed in a highly competitive environment, with a university student body with a strong socioeconomic profile and an average age of 43.5 years old.

Relearning will allow you to learn with less effort and better performance, involving you more in your training, developing a critical mindset, defending arguments, and contrasting opinions: a direct equation for success.

In our program, learning is not a linear process, but rather a spiral (learn, unlearn, forget, and re-learn). Therefore, we combine each of these elements concentrically.

The overall score obtained by our learning system is 8.01, according to the highest international standards.



This program offers the best educational material, prepared with professionals in mind:



Study Material

All teaching material is produced by the specialists who teach the course, specifically for the course, so that the teaching content is highly specific and precise.

These contents are then applied to the audiovisual format, to create the TECH online working method. All this, with the latest techniques that offer high quality pieces in each and every one of the materials that are made available to the student.



Latest Techniques and Procedures on Video

TECH introduces students to the latest techniques, to the latest educational advances, to the forefront of current psychology. All of this in direct contact with students and explained in detail so as to aid their assimilation and understanding. And best of all, you can watch the videos as many times as you like.



Interactive Summaries

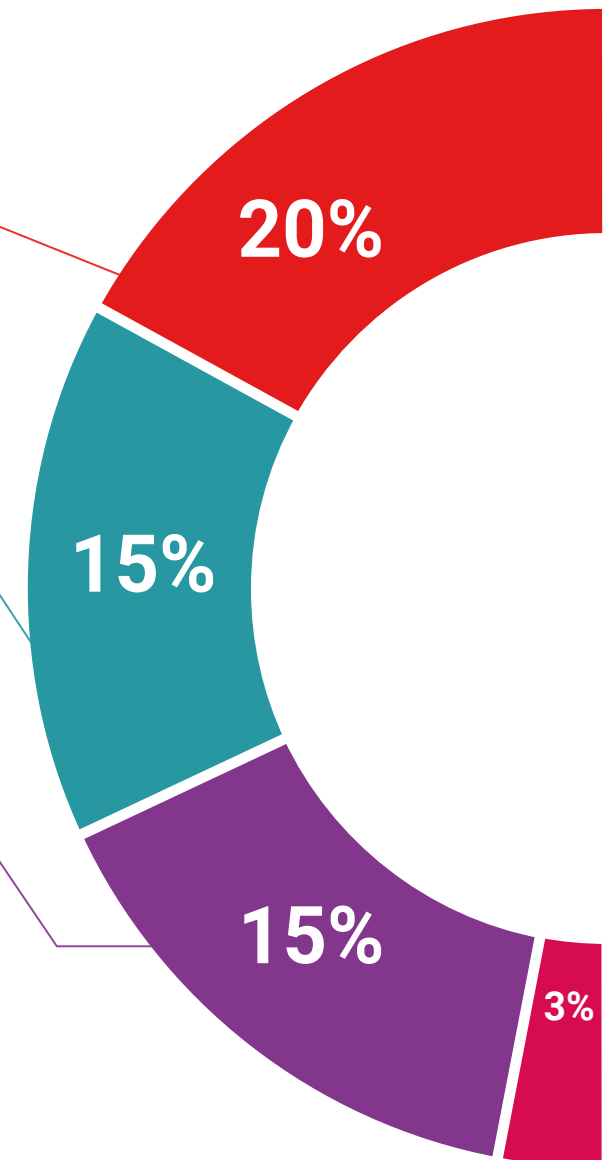
The TECH team presents the contents attractively and dynamically in multimedia lessons that include audio, videos, images, diagrams, and concept maps in order to reinforce knowledge.

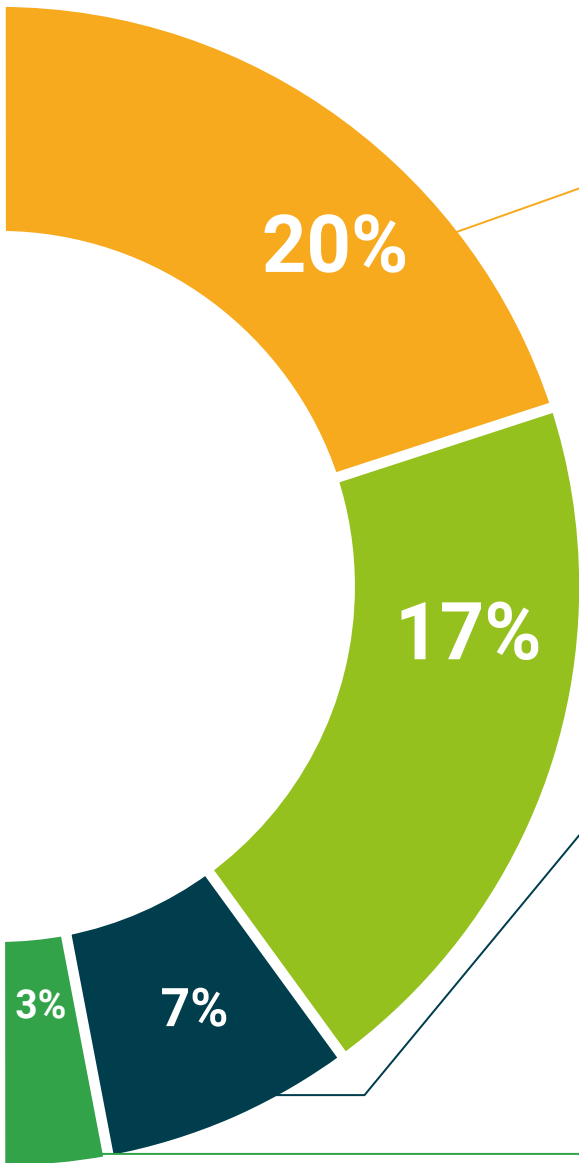
This exclusive educational system for presenting multimedia content was awarded by Microsoft as a "European Success Story".



Additional Reading

Recent articles, consensus documents and international guidelines, among others. In TECH's virtual library, students will have access to everything they need to complete their course.





Expert-Led Case Studies and Case Analysis

Effective learning ought to be contextual. Therefore, TECH presents real cases in which the expert will guide students, focusing on and solving the different situations: a clear and direct way to achieve the highest degree of understanding.



Testing & Retesting

We periodically evaluate and re-evaluate students' knowledge throughout the program, through assessment and self-assessment activities and exercises, so that they can see how they are achieving their goals.



Classes

There is scientific evidence suggesting that observing third-party experts can be useful.

Learning from an Expert strengthens knowledge and memory, and generates confidence in future difficult decisions.



Quick Action Guides

TECH offers the most relevant contents of the course in the form of worksheets or quick action guides. A synthetic, practical, and effective way to help students progress in their learning.



06

Certificate

The Postgraduate Certificate in Principles of Functional Neuroanatomy guarantees students, in addition to the most rigorous and up-to-date education, access to a Postgraduate Certificate issued by TECH Technological University.



“

Successfully complete this program and receive your university qualification without having to travel or fill out laborious paperwork"

This **Postgraduate Certificate in Principles of Functional Neuroanatomy** contains the most complete and up-to-date program on the market.

After the student has passed the assessments, they will receive their corresponding **Postgraduate Certificate** issued by **TECH Technological University** via tracked delivery*.

The certificate issued by **TECH Technological University** will reflect the qualification obtained in the Postgraduate Certificate, and meets the requirements commonly demanded by labor exchanges, competitive examinations, and professional career evaluation committees.

Title: **Postgraduate Certificate in Principles of Functional Neuroanatomy**

Official N° of Hours: **150 h.**



*Apostille Convention. In the event that the student wishes to have their paper certificate issued with an apostille, TECH EDUCATION will make the necessary arrangements to obtain it, at an additional cost.

future
health confidence people
education information tutors
guarantee accreditation teaching
institutions technology learning
community commitment
personalized service innovation
knowledge present
development language
classroom



Postgraduate Certificate

Principles of Functional Neuroanatomy

- » Modality: online
- » Duration: 6 weeks
- » Certificate: TECH Technological University
- » Dedication: 16h/week
- » Schedule: at your own pace
- » Exams: online

Postgraduate Certificate

Principles of Functional Neuroanatomy

