

# Professional Master's Degree

## E-Health and Big Data





## Professional Master's Degree E-Health and Big Data

- » Modality: online
- » Duration: 12 months
- » Certificate: TECH Global University
- » Credits: 60 ECTS
- » Schedule: at your own pace
- » Exams: online

Website: [www.techtitute.com/us/physiotherapy/professional-masters-degree/master-e-health-big-data](http://www.techtitute.com/us/physiotherapy/professional-masters-degree/master-e-health-big-data)

# Index

01

Introduction

---

*p. 4*

02

Objectives

---

*p. 8*

03

Skills

---

*p. 14*

04

Course Management

---

*p. 18*

05

Structure and Content

---

*p. 22*

06

Methodology

---

*p. 36*

07

Certificate

---

*p. 44*

# 01

# Introduction

The development of E-Health tools and the multiple applications that have arisen from their evolution have favored fields such as physiotherapy, to which increasingly modern practices related to technological innovation have been implemented: Big Data for the analysis and processing of data, IoT for the remote use of tools or artificial intelligence in the application of neuromodulatory treatments or muscle regeneration. Based on the possibilities offered by this field, TECH Global University has considered it necessary to design a program through which the physiotherapy professional can learn in detail the novelties of telemedicine applicable to physical therapy. In this way, you will be able to delve into innovative aspects related to biomechanics, nutrition or diagnosis through biomedical images (ultrasound, magnetic resonance, computed tomography, etc.), all 100% online.



“

*A program as innovative as E-Health , thanks to which you will be able to implement the most effective and innovative Big Data and artificial intelligence strategies in your physiotherapy practice and 100% online”*



Physiotherapy, like other branches related to the healthcare field (medicine, nursing, nutrition, etc.) has greatly benefited from the development of eHealth and its tools for even more patient-centered care. And it is that the evolution of , artificial intelligence and Internet of Things (IoT) applied to this sector has motivated the creation of techniques such as non-invasive neuromodulation or the improvement of strategies related to diagnosis through images (ultrasound, tomographies, resonances, etc.), which, in addition to facilitating the praxis of the professional, has allowed them to expand their treatments, as well as their effectiveness and efficiency.

For this reason, interest in this area has grown in recent years, which is why TECH Global University has considered it necessary to develop a program through which specialists can learn in detail about the novelties in this field and apply them to their practice. daily. And it is that this Master's Degree includes 1,500 hours of an exhaustive analysis of E-Health and its applications in the current sector, from the management and direction of centers based on the most innovative technology, to the best recognition and intervention techniques through images in biomedicine.

You will also be able to delve into the creation and management of databases, as well as their massive processing and will place special emphasis on the most important and effective surgical and biomechanical devices, also focusing on the application of artificial intelligence to the physiotherapeutic field.

All this through 12 months of a 100% online program, custom designed by experts in bioengineering and biomedicine that includes, apart from the best theoretical agenda, hours of diverse additional material, which will be available on the virtual campus from the beginning. of the program and can be downloaded to any device with an internet connection.

Thus, TECH Global University guarantees an academic experience perfectly compatible with any other work activity, which will allow the specialist to update and improve their professional skills in a guaranteed manner and based on the latest scientific evidence in the field of E-Health and the Big Data.

This **Professional Master's Degree in E-Health and Big Data** contains the most complete and up-to-date scientific program on the market. The most important features include:

- ♦ Practical cases presented by experts in Information and Communication Technology focused on the healthcare services
- ♦ The graphic, schematic, and practical contents with which they are created, provide scientific and practical information on the disciplines that are essential for professional practice
- ♦ Practical exercises where the self-assessment process can be carried out to improve learning
- ♦ Its special emphasis on innovative methodologies
- ♦ Theoretical lessons, questions for the expert, debate forums on controversial topics, and individual reflection assignments
- ♦ Content that is accessible from any fixed or portable device with an Internet connection



*Thanks to the specialized knowledge that you will acquire with this program, you will be able to include diagnostic techniques in your offer most innovative and effective imaging”*

“

*Would you like to keep up to date with the news related to the management and direction of health centers? With this Professional Master's Degree you will be able to work in your business based on successful trends and strategies”*

The program's teaching staff includes professionals from the sector who contribute their work experience to this educational program, as well as renowned specialists from leading societies and prestigious universities.

Its multimedia content, developed with the latest educational technology, will allow professionals to learn in a contextual and situated learning environment, i.e., a simulated environment that will provide immersive education programmed to prepare in real situations.

The design of this program focuses on Problem-Based Learning, by means of which professionals must try to solve the different professional practice situations that arise during the academic year. For this purpose students will be assisted by an innovative interactive video system developed by renowned experts.

*The best program in the university sector to update yourself on techniques for research in health sciences, from wherever you want and without pre-established schedules.*

*The program includes 1,500 hours of diverse content, from avant-garde and innovative syllabus to a variety of high-quality additional material. Everything will be available from the beginning of the program.*



# 02 Objectives

The qualitative leap that the physiotherapeutic sector has taken with the application of the most innovative and sophisticated technologies related to E-Health has increased the demand on the part of its specialists for qualifications that allow them to update their knowledge in this field, as well as implement the most cutting-edge and effective strategies in their praxis. Based on this, the objective of this Professional Master's Degree is to provide the graduate with the necessary information to update himself in this field, as well as to implement the diagnostic and treatment techniques that are currently having the best results in relation to technological development.





“

*Are you looking for a program with which to learn in detail the most effective strategies to obtain funding for scientific research? Enroll in this Professional Master's Degree and reach even your most ambitious goals”*



## General Objectives

---

- ♦ Develop key concepts of medicine that serve as a vehicle to understand clinical medicine
- ♦ Determine the major diseases affecting the human body classified by apparatus or systems, structuring each module into a clear outline of pathophysiology, diagnosis, and treatment
- ♦ Determine how to obtain metrics and tools for healthcare management
- ♦ Understand the basics of basic and translational scientific methodology
- ♦ Examine the ethical and best practice principles governing the different types of research in health sciences
- ♦ Identify and generate the means of funding, assessing and disseminating scientific research
- ♦ Identify the real clinical applications of the various techniques
- ♦ Develop the key concepts of computational science and theory
- ♦ Determine the applications of computation and its implication in bioinformatics
- ♦ Provide the necessary resources to practically apply all the concepts in the modules
- ♦ Develop the fundamental concepts of databases
- ♦ Determine the importance of medical databases
- ♦ Delve into the most important techniques in research
- ♦ Identify the opportunities offered by the IoT in the field of E-Health
- ♦ Provide specialized knowledge of the technologies and methodologies used in the design, development and assessment of telemedicine systems
- ♦ Determine the different types and applications of telemedicine
- ♦ Delve into the most common ethical aspects and regulatory frameworks of telemedicine
- ♦ Analyze the use of medical devices
- ♦ Develop the key concepts of entrepreneurship and innovation in E-Health
- ♦ Determine what a business model is and the types that exist
- ♦ Collect E-Health success stories and mistakes to avoid
- ♦ Apply the knowledge acquired to an original business idea



## Specific Objectives

---

### Module 1. Molecular Medicine and Pathology Diagnosis

- ◆ Understand the diseases of the circulatory and respiratory systems
- ◆ Determine the general pathology of the digestive and urinary apparatus, of the endocrine and metabolic systems and of the nervous system
- ◆ Generate expertise in diseases affecting the blood and the locomotor system

### Module 2. Health system Management and Administration in Health Centers

- ◆ Determine what a health system is
- ◆ Analyze the different healthcare models in Europe
- ◆ Examine how the healthcare market functions
- ◆ Develop key knowledge of hospital design and architecture
- ◆ Generate specialized knowledge of health measures
- ◆ Delve into resource allocation methods
- ◆ Compile productivity management methods
- ◆ Establish the role played by Project Managers

### Module 3. Research in Health Sciences

- ◆ Determine the need for scientific research
- ◆ Interpret scientific methodology
- ◆ Specify the need for types of research in health sciences, each in their context
- ◆ Establish the principles of evidence-based medicine
- ◆ Examine the needs to interpret scientific results
- ◆ Develop and interpret the basics of clinical trials
- ◆ Examine the methodology used to disseminate scientific research results and the ethical and legislative principles that govern it

#### **Module 4. Techniques, Recognition and Intervention using Biomedical Imaging**

- ♦ Examine the fundamentals of medical imaging technologies
- ♦ Develop expertise in radiology, clinical applications and physical fundamentals
- ♦ Analyze ultrasound, clinical applications and physical fundamentals
- ♦ Delve into tomography, computed and emission tomography, clinical applications and physical fundamentals
- ♦ Determine how to manage magnetic resonance imaging, clinical applications and physical fundamentals
- ♦ Generate advanced knowledge of nuclear medicine, differences between PET and SPECT, clinical applications and physical fundamentals
- ♦ Discriminate noise in the image, reasons for it and image processing techniques to reduce it
- ♦ Present image segmentation technologies and explain their usefulness
- ♦ Gain a deeper understanding of the direct relationship between surgical interventions and imaging techniques
- ♦ Establish the possibilities offered by artificial intelligence in recognizing patterns in medical images, and thus deepen innovation in the field

#### **Module 5. Computation in Bioinformatics**

- ♦ Understand the concept of computation
- ♦ Break down a computer system into its various parts
- ♦ Distinguish between the concepts of computational biology and bioinformatics computing
- ♦ Master the most commonly used tools in the field
- ♦ Determine future trends in computing
- ♦ Analyze biomedical datasets using Big Data techniques

#### **Module 6. Biomedical Databases**

- ♦ Understand the concept of biomedical information databases
- ♦ Examine the different types of biomedical information databases
- ♦ Study data analysis methods in depth
- ♦ Compile models that are useful in predicting outcomes
- ♦ Analyze patient data and organize it logically
- ♦ Report on large amounts of information
- ♦ Determine the main lines of research and testing
- ♦ Utilize tools for bioprocess engineering

#### **Module 7. Big Data in Medicine: Massive Medical Data Processing**

- ♦ Gain specialized knowledge of massive data acquisition techniques in biomedicine
- ♦ Analyze the importance of data preprocessing in Big Data
- ♦ Determine the differences between the data derived from different massive data collection techniques, as well as their special characteristics in terms of pre-processing and handling
- ♦ Provide ways of interpreting results from massive data analysis
- ♦ Examine the applications and future trends in the field of Big Data in biomedical research and public health

#### **Module 8. Applications of Artificial Intelligence and the Internet of Things (IoT) in Telemedicine**

- ♦ Propose communication protocols in different scenarios in the healthcare field
- ♦ Analyze IoT communication, as well as its application areas in E-Health
- ♦ Substantiate the complexity of artificial intelligence models in its use in healthcare
- ♦ Identify the optimization brought by parallelization in GPU-accelerated applications and its use in healthcare
- ♦ Present all the Cloud technologies available to implement E-Health and the IoT products, both in computing and communication



**Module 9. Telemedicine and Medical, Surgical and Biomechanical Devices**

- ♦ Analyze the evolution of telemedicine
- ♦ Assess the benefits and limitations of telemedicine
- ♦ Examine the different types, use and clinical benefits of telemedicine
- ♦ Assess the most common ethical issues and regulatory frameworks surrounding telemedicine
- ♦ Establish the use of medical devices in healthcare in general and in telemedicine specifically
- ♦ Determine the use of the Internet and the medical resources it provides
- ♦ Delve into the main trends and future challenges in telemedicine

**Module 10. Business Innovation and Entrepreneurship in E-Health**

- ♦ Analyze the E-Health market in a systematic and structured way
- ♦ Learn the key concepts of innovative ecosystems
- ♦ Create businesses using the Lean Startup methodology
- ♦ Analyze the market and competitors
- ♦ Find a solid value proposition in the marketplace
- ♦ Identify opportunities and minimize rates of error
- ♦ Handle practical tools to analyze the environment and to quickly test and validate business ideas



*The objective of TECH with this degree is that you reach even your most demanding academic goals. That is why it will put at your disposal all the material you need to achieve it"*

# 03 Skills

Thanks to the exhaustiveness and the program of demand with which this Professional Master's Degree has been developed, the graduate who accesses it will be able to work, in a guaranteed way, in the improvement of their professional skills in relation to E-Health and its application in physiotherapeutic practice. For this, the graduate will have a specialized and updated syllabus, as well as real clinical cases to develop its strategies in a simulated way. Based on this, you will acquire a series of skills that will allow you to implement the most effective and innovative diagnostic and treatment techniques in the sector in your practice.



A person wearing a white lab coat is shown from the side, holding a tablet with their left hand and a pen in their right hand. The background is a dark grey wall. The image is partially obscured by a large white diagonal shape that contains the main text of the slide.

“


*You will be able to put your skills in relation to bibliographic search into practice, perfecting the use of databases for more effective and optimized research”*



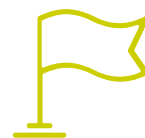
## General Skills

---

- ♦ Learn to analyze how the international health system functions and will become familiar with common medical processes
- ♦ Acquire an analytical and critical view of medical devices
- ♦ Gain the skills to examine the principles of medical imaging and its applications
- ♦ Properly analyze the challenges and threats of imaging and how to overcome them
- ♦ Develop a thorough understanding of the operation, uses, and scope of bioinformatics systems
- ♦ Interpret and communicate results in scientific research
- ♦ Learn how to computerize medical processes by learning about the most powerful and common tools for this purpose
- ♦ Participate in the phases of an experimental design while observing the applicable regulations and the steps to be followed
- ♦ Analyze massive patient data to provide concrete and clear information for medical decision-making
- ♦ Use diagnostic systems to generate medical images, understanding their physical principles, use and scope
- ♦ Develop a global vision of the E-Health sector, with entrepreneurial input, which will facilitate the creation and development of entrepreneurial ideas







## Specific Skills

---

- ♦ Obtain a complete vision of research and development methods in the field of telemedicine
- ♦ Integrate massive data analysis, Big Data", in many traditional models
- ♦ Discover the possibilities that integrating Industry 4.0 and IoT opens
- ♦ Recognize various image acquisition techniques, while grasping the physics behind each modality
- ♦ Analyze the general operation of a computerized data processing system from hardware to software
- ♦ Recognize DNA analysis systems
- ♦ Gain an in-depth understanding of the biomedical research modalities where the Big Data approach is used and the characteristics of the data utilized
- ♦ Establish the differences in terms of data processing in each of these modalities in biomedical research
- ♦ Propose models adapted to artificial intelligence use cases
- ♦ Occupy a privileged position when looking for business or research opportunities



*A scientific program designed for you to perfect your professional skills based on the most innovative techniques"*

# 04

# Course Management

TECH Global University considers that having a teaching team versed in the area in which the degree is developed allows graduates to acquire an even more specific degree of knowledge from the academic experience. Therefore, for this Professional Master's Degree, it has selected a group of professionals from the area of biomedicine and bioengineering, versed in the design, management and direction of projects related to E-Health and Big Data. In addition, they are active specialists, so they will transmit the latest information in this field.



“

*Having a teaching team versed in E-Health and who is also currently working in the sector, will allow you to get up to date in a guaranteed way on its news and on the most effective guidelines”*

## Management



### Ms. Sirera Pérez, Ángela

- ♦ Designer of specific parts for 3D printing at Technadi
- ♦ Technician in the Nuclear Medicine area of the University Clinic of Navarra
- ♦ Degree in Biomedical Engineering from the University of Navarra
- ♦ MBA and Leadership in Healthcare and Medical Technology Companies

## Professors

### Ms. Crespo Ruiz, Carmen

- ♦ Intelligence, Strategy and Privacy Analysis Specialist
- ♦ Director of Strategy and Privacy at& SL
- ♦ Co-founder of Healthy Pills SL
- ♦ Innovation Consultant & Project Technician. CEEI CIUDAD REAL
- ♦ Co-founder of Thinking Makers
- ♦ Data protection consultancy and training. Tangente Cooperative Group
- ♦ University Lecturer
- ♦ Law Degree, UNED (National University for Distance Education)
- ♦ Degree in Journalism, University Pontificia of Salamanca
- ♦ Master's Degree in Intelligence Analysis, Carlos III and Rey Juan Carlos Universities, with the endorsement of the National Intelligence Center-CNI)
- ♦ Advanced Executive Program on Data Protection Officer

### Mr. Piró Cristobal, Miguel

- ♦ E-Health Support Manager at ERN Transplantchild
- ♦ Electromedical Technician. Electromedical Business Group GEE
- ♦ Data and Analysis Specialist - Data and Analysis Team. BABEL
- ♦ Biomedical Engineer at Lab. UAM
- ♦ Director of External Affairs CEEIBIS
- ♦ Degree in Biomedical Engineering, Carlos III University of Madrid
- ♦ Master's Degree in Clinical Engineering Carlos III , University of Madrid
- ♦ Master's Degree in Financial Technologies: Fintech Carlos III University of Madrid
- ♦ Training in Data Analysis in Biomedical Research. La Paz University Hospital



**Dr. Somolinos Simón, Francisco Javier**

- ♦ Biomedical Engineering Researcher at the Bioengineering and Telemedicine Group of the Polytechnic University of Madrid
- ♦ R&D&I Consultant at Evaluate Innovation
- ♦ Biomedical Engineering Researcher at the Bioengineering and Telemedicine Group of the Polytechnic University of Madrid
- ♦ PhD in Biomedical Engineering, Polytechnic University of Madrid
- ♦ Degree in Biomedical Engineering, Polytechnic University of Madrid
- ♦ Master's Degree in Management and Development of Biomedical Technologies, University Carlos III University of Madrid

**Dr. Pacheco Gutiérrez, Víctor Alexander**

- ♦ Specialist in Orthopedics and Sports Medicine, Dr. Sulaiman Al Habib Hospital
- ♦ Medical Advisor, Venezuelan Cycling Federatio
- ♦ Specialist, Department of Shoulder and Elbow Orthopedics and Sports Medicine, La Isabelica Clinical Center
- ♦ Medical advisor to several baseball clubs and to the Carabobo Boxing Association
- ♦ Degree in Medicine, University of Carabobo
- ♦ Specialty in Orthopedics and Traumatology, Dr. Enrique Tejera Hospital City

**Ms. Ruiz de la Bastida, Fátima**

- ♦ Data Scientist at IQVIA
- ♦ Area Specialist, Bioinformatics Unit, Jimenez Diaz Foundation Research Institute
- ♦ Oncology Researcher at the La Paz University Hospital
- ♦ Graduate in Biotechnology, University of Cadiz
- ♦ Master's Degree in Bioinformatics and Computational Biology, Autonomous University of Madrid
- ♦ Specialist in Artificial Intelligence and Data Analysis at the University of Chicago

**Mr. Varas Pardo, Pablo**

- ♦ Biomedical Engineer Expert Data Scientist
- ♦ Data Scientist. Institute of Mathematical Sciences (ICMAT)
- ♦ Biomedical Engineer, La Paz Hospital
- ♦ Graduate in Biomedical Engineering from the Polytechnic University of Madrid
- ♦ Internship at 12 de Octubre Hospital
- ♦ Master's Degree in Technological Innovation in Health, UPM and Higher Technical Institute of Lisbon
- ♦ Master's Degree in Biomedical Engineering Polytechnic University of Madrid

**Ms. Muñoz Gutiérrez, Rebeca**

- ♦ Data Scientist at INDITEX
- ♦ Firmware Engineer for Clue Technologies
- ♦ Graduate in Health Engineering, specializing in Biomedical Engineering, University of Malaga and University of Seville
- ♦ Master's Degree in Intelligent Avionics, Clue Technologies, in collaboration with the University of Málaga
- ♦ NVIDIA: Fundamentals of Accelerated Computing with CUDA C/C++
- ♦ NVIDIA: Accelerating CUDA C++ Applications with Multiple GPUs

# 05

# Structure and Content

TECH Global University is a pioneer in the entire online university sector in the use of the Relearning methodology. This pedagogical strategy is especially effective in programs related to the health field, since, through the reiteration of the most important concepts throughout the syllabus, the professional does not have to invest extra hours in memorizing. Thanks to this, the physiotherapy specialist will be able to delve into the ins and outs of E-Health and Big Data, acquiring extensive and updated knowledge of advances in this field and enjoying an academic experience at the forefront of the sector.





“

*The use of the Relearning methodology in the development of this Professional Master's Degree has allowed TECH to reduce the teaching load without sacrificing one iota of the quality of its content”*

## Module 1. Molecular Medicine and Pathology Diagnosis

- 1.1. Molecular Medicine
  - 1.1.1. Cellular and Molecular Biology. Cell Injury and Cell Death. Aging
  - 1.1.2. Diseases Caused by Microorganisms and Host Defence
  - 1.1.3. Autoimmune Diseases
  - 1.1.4. Toxicological Diseases
  - 1.1.5. Hypoxia Diseases
  - 1.1.6. Diseases related to the Environment
  - 1.1.7. Genetic Diseases and Epigenetics
  - 1.1.8. Oncological Diseases
- 1.2. Circulatory System
  - 1.2.1. Anatomy and Function
  - 1.2.2. Myocardial Diseases and Heart Failure
  - 1.2.3. Cardiac Rhythm Diseases
  - 1.2.4. Valvular and Pericardial Diseases
  - 1.2.5. Atherosclerosis, Arteriosclerosis and Arterial Hypertension
  - 1.2.6. Peripheral Arterial and Venous Disease
  - 1.2.7. Lymphatic Disease (Greatly Overlooked)
- 1.3. Respiratory Diseases
  - 1.3.1. Anatomy and Function
  - 1.3.2. Acute and Chronic Obstructive Pulmonary Diseases
  - 1.3.3. Pleural and Mediastinal Diseases
  - 1.3.4. Infectious Diseases of the Pulmonary Parenchyma and Bronchi
  - 1.3.5. Pulmonary Circulation Diseases
- 1.4. Digestive System Diseases
  - 1.4.1. Anatomy and Function
  - 1.4.2. Digestive System, Nutrition, and Hydroelectrolyte Exchange
  - 1.4.3. Gastroesophageal Diseases
  - 1.4.4. Gastrointestinal Infectious Diseases
  - 1.4.5. Liver and Biliary Tract Diseases
  - 1.4.6. Pancreatic Diseases
  - 1.4.7. Colon Diseases
- 1.5. Renal and Urinary Tract Diseases
  - 1.5.1. Anatomy and Function
  - 1.5.2. Renal Insufficiency (Prerenal, Renal and Postrenal) How They Are Triggered
  - 1.5.3. Obstructive Urinary Tract Diseases
  - 1.5.4. Sphincteric Insufficiency in the Urinary Tract
  - 1.5.5. Nephrotic Syndrome and Nephritic Syndrome
- 1.6. Endocrine System Diseases
  - 1.6.1. Anatomy and Function
  - 1.6.2. The Menstrual Cycle and Associated Conditions
  - 1.6.3. Thyroid Disease
  - 1.6.4. Adrenal Insufficiency
  - 1.6.5. Disorders of Sexual Differentiation
  - 1.6.6. Hypothalamic-Pituitary Axis, Calcium Metabolism, Vitamin D and Effects on Growth and Skeleton
- 1.7. Metabolism and Nutrition
  - 1.7.1. Essential and Non-Essential Nutrients: Clarifying Definitions
  - 1.7.2. Carbohydrate Metabolism and Alterations
  - 1.7.3. Protein Metabolism and Alterations
  - 1.7.4. Lipids Metabolism and Alterations
  - 1.7.5. Iron Metabolism and Alterations
  - 1.7.6. Disorders of Acid-Base Balance
  - 1.7.7. Sodium and Potassium Metabolism and Alterations
  - 1.7.8. Nutritional Diseases (Hypercaloric and Hypocaloric)
- 1.8. Hematologic Diseases
  - 1.8.1. Anatomy and Function
  - 1.8.2. Red Blood Cell Disorders
  - 1.8.3. Diseases of White Blood Cells, Lymph Nodes and Spleen
  - 1.8.4. Hemostasis and Bleeding Diseases
- 1.9. Musculoskeletal System Diseases
  - 1.9.1. Anatomy and Function
  - 1.9.2. Joints: Types and Function
  - 1.9.3. Bone Regeneration

- 1.9.4. Normal and Pathological Skeletal System Development
- 1.9.5. Deformities of the Upper and Lower Limbs
- 1.9.6. Joint Pathology, Cartilage, and Synovial Fluid Analysis
- 1.9.7. Joint Diseases with Immunologic Origin
- 1.10. Nervous System Diseases
  - 1.10.1. Anatomy and Function
  - 1.10.2. Central and Peripheral Nervous System Development
  - 1.10.3. Development of the Spine and Components
  - 1.10.4. Cerebellum and Proprioceptive Diseases
  - 1.10.5. Brain Disorders (Central Nervous System)
  - 1.10.6. Spinal Cord and Cerebrospinal Fluid Diseases
  - 1.10.7. Stenotic Diseases of the Peripheral Nervous System
  - 1.10.8. Infectious Diseases of the Central Nervous System
  - 1.10.9. Cerebrovascular Disease (Stenotic and Hemorrhagic)

## Module 2. Health system Management and Administration in Health Centers

- 2.1. Healthcare Systems
  - 2.1.1. Healthcare Systems
  - 2.1.2. Healthcare Systems according to the WHO
  - 2.1.3. Healthcare Context
- 2.2. Healthcare Models I. Bismark Model vs. Beveridge Model
  - 2.2.1. Bismark Model
  - 2.2.2. Beveridge Model
  - 2.2.3. Bismark Model Beveridge Model
- 2.3. Healthcare Models II. Semashko, Private and Mixed Models
  - 2.3.1. Semashko Model
  - 2.3.2. Private Model
  - 2.3.3. Mixed Models
- 2.4. The Health Market
  - 2.4.1. The Health Market
  - 2.4.2. Health Market Regulation and Limitations
  - 2.4.3. Payment Methods for Doctors and Hospitals
  - 2.4.4. Clinical Engineers

- 2.5. Hospitals. Typology
  - 2.5.1. Hospital Architecture
  - 2.5.2. Types of Hospitals
  - 2.5.3. Hospital Organization
- 2.6. Health Metrics
  - 2.6.1. Mortality
  - 2.6.2. Morbidity
  - 2.6.3. Healthy Life Years
- 2.7. Health Resource Allocation Methods
  - 2.7.1. Lineal Programming
  - 2.7.2. Maximization Models
  - 2.7.3. Minimization Models
- 2.8. Measuring Healthcare Productivity
  - 2.8.1. Measuring Health Productivity
  - 2.8.2. Productivity Ratios
  - 2.8.3. Input Adjustment
  - 2.8.4. Output Adjustment
- 2.9. Health Process Improvement
  - 2.9.1. Lean Management Process
  - 2.9.2. Work Simplification Tools
  - 2.9.3. Troubleshooting Tools
- 2.10. Healthcare Project Management
  - 2.10.1. The Role Played by Project Managers
  - 2.10.2. Team and Project Management Tools
  - 2.10.3. Schedule and Time Management



### Module 3. Research in Health Sciences

- 3.1. Scientific Research I. The Scientific Method
  - 3.1.1. Scientific Research
  - 3.1.2. Research in Health Sciences
  - 3.1.3. The Scientific Method
- 3.2. Scientific Research II. Typology
  - 3.2.1. Basic Research
  - 3.2.2. Clinical Research
  - 3.2.3. Translational Research
- 3.3. Evidence-Based Medicine
  - 3.3.1. Evidence-Based Medicine
  - 3.3.2. Principles of Evidence-Based Medicine
  - 3.3.3. Methodology of Evidence-Based Medicine
- 3.4. Ethics and Legislation in Scientific Research. Declaration of Helsinki
  - 3.4.1. The Ethics Committee
  - 3.4.2. Declaration of Helsinki
  - 3.4.3. Ethics in Health Sciences
- 3.5. Scientific Research Results
  - 3.5.1. Methods
  - 3.5.2. Rigor and Statistical Power
  - 3.5.3. Scientific Results Validity
- 3.6. Public Communication
  - 3.6.1. Scientific Societies
  - 3.6.2. Scientific Conferences
  - 3.6.3. Communication Structures
- 3.7. Funding in Scientific Research
  - 3.7.1. Structure in Scientific Projects
  - 3.7.2. Public Financing
  - 3.7.3. Private and Industrial Funding



- 3.8. Scientific Resources in Literature Searching. Health Sciences Databases I
  - 3.8.1. PubMed-Medline
  - 3.8.2. Embase
  - 3.8.3. WOS and JCR
  - 3.8.4. Scopus and Scimago
  - 3.8.5. Micromedex
  - 3.8.6. MEDES
  - 3.8.7. IBECs
  - 3.8.8. LILACS
  - 3.8.9. BDNF
  - 3.7.10. Cuidatge
  - 3.8.11. CINAHL
  - 3.8.12. Cuiden Plus
  - 3.8.13. Enfispo
  - 3.8.14. NCBI (OMIM, TOXNET) and NIH (National Cancer Institute) Databases
- 3.9. Scientific Resources in Literature Searching. Health Sciences Databases II
  - 3.9.1. NARIC - Rehabdata
  - 3.9.2. PEDro
  - 3.9.3. ASABE: Technical Library
  - 3.9.4. CAB Abstracts
  - 3.9.5. Centre for Reviews and Dissemination (CRD) Databases
  - 3.9.6. Biomed Central BMC
  - 3.9.7. ClinicalTrials.gov
  - 3.9.8. Clinical Trials Register
  - 3.9.9. DOAJ- Directory of Open Access Journals
  - 3.9.10. PROSPERO (International Prospective Register of Systematic Reviews)
  - 3.9.11. TRIP
  - 3.9.12. LILACS
  - 3.9.13. NIH. Medical Library
  - 3.9.14. Medline Plus
  - 3.9.15. OPS
- 3.10. Scientific Resources in Literature Searching III. Search Engines and Platforms
  - 3.10.1. Search Engines and Multisearch Engines
    - 3.10.1.1. Findr
    - 3.10.1.2. Dimensions
    - 3.10.1.3. Google Scholar
    - 3.10.1.4. Microsoft Academic
  - 3.10.2. WHO International Clinical Trials Registration Platform (ICTRP)
    - 3.10.2.1. PubMed Central PMC
    - 3.10.2.2. Open Science Collector (RECOLECTA)
    - 3.10.2.3. Zenodo
  - 3.10.3. Doctoral Thesis Search Engines
    - 3.10.3.1. DART-Europe
    - 3.10.3.2. Dialnet-Doctoral Theses
    - 3.10.3.3. OATD (Open Access Theses and Dissertations)
    - 3.10.3.4. TDR (Doctoral Theses Online)
    - 3.10.3.5. TESEO
  - 3.10.4. Bibliography Managers
    - 3.10.4.1. Endnote Online
    - 3.10.4.2. Mendeley
    - 3.10.4.3. Zotero
    - 3.10.4.4. Citeulike
    - 3.10.4.5. Refworks
  - 3.10.5. Digital Social Networks for Researchers
    - 3.10.5.1. Scielo
    - 3.10.5.2. Dialnet
    - 3.10.5.3. Free Medical Journals
    - 3.10.5.4. DOAJ
    - 3.10.5.5. Open Science Directory
    - 3.10.5.6. Redalyc
    - 3.10.5.7. Academia.edu
    - 3.10.5.8. Mendeley
    - 3.10.5.9. ResearchGate

- 3.10.6. Social Web 2.0 Resources
  - 3.10.6.1. Delicious
  - 3.10.6.2. SlideShare
  - 3.10.6.3. YouTube
  - 3.10.6.4. Twitter
  - 3.10.6.5. Health Science Blogs
  - 3.10.6.6. Facebook
  - 3.10.6.7. Evernote
  - 3.10.6.8. Dropbox
  - 3.10.6.9. Google Drive
- 3.10.7. Scientific Journal Publishers and Aggregators Portals
  - 3.10.7.1. Science Direct
  - 3.10.7.2. Ovid
  - 3.10.7.3. Springer
  - 3.10.7.4. Wiley
  - 3.10.7.5. Proquest
  - 3.10.7.6. Ebsco
  - 3.10.7.7. BioMed Central

#### Module 4. Techniques, Recognition and Intervention using Biomedical Imaging

- 4.1. Medical Imaging
  - 4.1.1. Modalities in Medical Imaging
  - 4.1.2. Objectives in Medical Imaging Systems
  - 4.1.3. Medical Imaging Storage Systems
- 4.2. Radiology
  - 4.2.1. Imaging Method
  - 4.2.2. Radiology Interpretation
  - 4.2.3. Clinical Applications
- 4.3. Computed Tomography (CT)
  - 4.3.1. Principle of Operation
  - 4.3.2. Image Generation and Acquisition
  - 4.3.3. Computerized Tomography. Typology
  - 4.3.4. Clinical Applications
- 4.4. Magnetic Resonance Imaging (MRI)
  - 4.4.1. Principle of Operation
  - 4.4.2. Image Generation and Acquisition
  - 4.4.3. Clinical Applications
- 4.5. Ultrasound: Ultrasound and Doppler Sonography
  - 4.5.1. Principle of Operation
  - 4.5.2. Image Generation and Acquisition
  - 4.5.3. Typology
  - 4.5.4. Clinical Applications
- 4.6. Nuclear medicine
  - 4.6.1. Physiological Basis in Nuclear Studies. (Radiopharmaceuticals and Nuclear Medicine)
  - 4.6.2. Image Generation and Acquisition
  - 4.6.3. Types of Tests
    - 4.6.3.1. Gammagraphy
    - 4.6.3.2. SPECT
    - 4.6.3.3. PET
    - 4.6.3.4. Clinical Applications
- 4.7. Image-Guided Interventions
  - 4.7.1. Interventional Radiology
  - 4.7.2. Interventional Radiology Objectives
  - 4.7.3. Procedures
  - 4.7.4. Advantages and Disadvantages
- 4.8. Image Quality
  - 4.8.1. Technique
  - 4.8.2. Contrast
  - 4.8.3. Resolution
  - 4.8.4. Noise
  - 4.8.5. Distortion and Artifacts

- 4.9. Medical Imaging Tests. Biomedicine
  - 4.9.1. Creating 3D Images
  - 4.9.2. Biomodels
    - 4.9.2.1. DICOM Standard
    - 4.9.2.2. Clinical Applications
- 4.10. Radiological Protection
  - 4.10.1. European Legislation Applicable to Radiology Services
  - 4.10.2. Safety and Action Protocols
  - 4.10.3. Radiological Waste Management
  - 4.10.4. Radiological Protection
  - 4.10.5. Care and Characteristics of Rooms

## Module 5. Computation in Bioinformatics

- 5.1. Central Tenet in Bioinformatics and Computing. Current State
  - 5.1.1. The Ideal Application in Bioinformatics
  - 5.1.2. Parallel Developments in Molecular Biology and Computing
  - 5.1.3. Dogma in Biology and Information Theory
  - 5.1.4. Information Flows
- 5.2. Databases for Bioinformatics Computing
  - 5.2.1. Database
  - 5.2.2. Data management
  - 5.2.3. Data Life Cycle in Bioinformatics
    - 5.2.3.1. Use
    - 5.2.3.2. Modifications
    - 5.2.3.3. Archive
    - 5.2.3.4. Reuse
    - 5.2.3.5. Discarded
  - 5.2.4. Database Technology in Bioinformatics
    - 5.2.4.1. Architecture
    - 5.2.4.2. Database Management
  - 5.2.5. Interfaces for Bioinformatics Databases
- 5.3. Networks for Bioinformatics Computing
  - 5.3.1. Communication Models. LAN, WAN, MAN and PAN Networks
  - 5.3.2. Protocols and Data Transmission
  - 5.3.3. Network Topologies
  - 5.3.4. Datacenter Hardware for Computing
  - 5.3.5. Security, Management and Implementation
- 5.4. Search Engines in Bioinformatics
  - 5.4.1. Search Engines in Bioinformatics
  - 5.4.2. Search Engine Processes and Technologies in Bioinformatics
  - 5.4.3. Computational Models: Search and Approximation Algorithms
- 5.5. Data Display in Bioinformatics
  - 5.5.1. Displaying Biological Sequences
  - 5.5.2. Displaying Biological Structures
    - 5.5.2.1. Visualization Tools
    - 5.5.2.2. Rendering Tools
  - 5.5.3. User Interface in Bioinformatics Applications
  - 5.5.4. Information Architectures for Displays in Bioinformatics
- 5.6. Statistics for Computing
  - 5.6.1. Statistical Concepts for Computing in Bioinformatics
  - 5.6.2. Use Case: MARN Microarrays
  - 5.6.3. Imperfect Data. Statistical Errors: Randomness, Approximation, Noise and Assumptions
  - 5.6.4. Error Quantification: Precision and Sensitivity
  - 5.6.5. Clustering and Classification
- 5.7. Data Mining
  - 5.7.1. Mining and Data Computing Methods
  - 5.7.2. Infrastructure for Data Mining and Computing
  - 5.7.3. Pattern Discovery and Recognition
  - 5.7.4. Machine Learning and New Tools

- 5.8. Genetic Pattern Matching
  - 5.8.1. Genetic Pattern Matching
  - 5.8.2. Computational Methods for Sequence Alignments
  - 5.8.3. Pattern Matching Tools
- 5.9. Modelling and Simulation
  - 5.9.1. Use in the Pharmaceutical Field: Drug Discovery
  - 5.9.2. Protein Structure and Systems Biology
  - 5.9.3. Available Tools and Future
- 5.10. Collaboration and Online Computing Projects
  - 5.10.1. Grid Computing
  - 5.10.2. Standards and Rules Uniformity, Consistency and Interoperability
  - 5.10.3. Collaborative Computing Projects

## Module 6. Biomedical Databases

- 6.1. Biomedical Databases
  - 6.1.1. Biomedical Databases
  - 6.1.2. Primary and Secondary Databases
  - 6.1.3. Major Databases
- 6.2. DNA Databases
  - 6.2.1. Genome Databases
  - 6.2.2. Gene Databases
  - 6.2.3. Mutations and Polymorphisms Databases
- 6.3. Protein Databases
  - 6.3.1. Primary Sequence Databases
  - 6.3.2. Secondary Sequence and Domain Databases
  - 6.3.3. Macromolecular Structure Databases
- 6.4. Omics Projects Databases
  - 6.4.1. Genomics Studies Databases
  - 6.4.2. Transcriptomics Studies Databases
  - 6.4.3. Proteomics Studies Databases

- 6.5. Genetic Diseases Databases. Personalized and Precision Medicine
  - 6.5.1. Genetic Diseases Databases
  - 6.5.2. Precision Medicine. The Need to Integrate Genetic Data
  - 6.5.3. Extracting Data from OMIM
- 6.6. Self-Reported Patient Repositories
  - 6.6.1. Secondary Data Use
  - 6.6.2. Patients' Role in Deposited Data Management
  - 6.6.3. Repositories of Self-Reported Questionnaires. Examples
- 6.7. Elixir Open Databases
  - 6.7.1. Elixir Open Databases
  - 6.7.2. Databases Collected on the Elixir Platform
  - 6.7.3. Criteria for Choosing between Databases
- 6.8. Adverse Drug Reactions (ADRs) Databases
  - 6.8.1. Pharmacological Development Processes
  - 6.8.2. Adverse Drug Reaction Reporting
  - 6.8.3. Adverse Reaction Repositories at European and International Levels
- 6.9. Research Data Management Plans. Data to be Deposited in Public Databases
  - 6.9.1. Data Management Plans
  - 6.9.2. Data Custody in Research
  - 6.9.3. Data Entry in Public Databases
- 6.10. Clinical Databases. Problems with Secondary Use of Health Data
  - 6.10.1. Medical Record Repositories
  - 6.10.2. Data Encryption

## Module 7. Big Data in Medicine: Massive Medical Data Processing

- 7.1. Big Data in Biomedical Research
  - 7.1.1. Data Generation in Biomedicine
  - 7.1.2. High-Throughput Technology
  - 7.1.3. Uses of High-Throughput Data. Hypotheses in the Age of Big Data





- 7.2. Data Pre-Processing in Big Data
  - 7.2.1. Data Pre-Processing
  - 7.2.2. Methods and Approaches
  - 7.2.3. Problems with Data Pre-Processing in Big Data
- 7.3. Structural Genomics
  - 7.3.1. Sequencing the Human Genome
  - 7.3.2. Sequencing vs. Chips
  - 7.3.3. Variant Discovery
- 7.4. Functional Genomics
  - 7.4.1. Functional Notation
  - 7.4.2. Mutation Risk Predictors
  - 7.4.3. Association Studies in Genomics
- 7.5. Transcriptomics
  - 7.5.1. Techniques to Obtain Massive Data in Transcriptomics: RNA-seq
  - 7.5.2. Data Normalization in Transcriptomics
  - 7.5.3. Differential Expression Studies
- 7.6. Interactomics and Epigenomics
  - 7.6.1. The Role of Chromatin in Gene Expression
  - 7.6.2. High-Throughput Studies in Interactomics
  - 7.6.3. High-Throughput Studies in Epigenetics
- 7.7. Proteomics
  - 7.7.1. Analysis of Mass Spectrometry Data
  - 7.7.2. Post-Translational Modifications Study
  - 7.7.3. Quantitative Proteomics
- 7.8. Enrichment and Clustering Techniques
  - 7.8.1. Contextualizing Results
  - 7.8.2. Clustering Algorithms in Omics Techniques
  - 7.8.3. Repositories for Enrichment: Gene Ontology and KEGG

- 7.9. Applying Big Data to Public Health
  - 7.9.1. Discovery of New Biomarkers and Therapeutic Targets
  - 7.9.2. Risk Predictors
  - 7.9.3. Personalized Medicine
- 7.10. Big Data Applied to Medicine
  - 7.10.1. Potential for Diagnostic and Preventive Assistance
  - 7.10.2. Use of Machine Learning Algorithms in Public Health
  - 7.10.3. The Problem of Privacy

## Module 8. Applications of Artificial Intelligence and the Internet of Things (IoT) in Telemedicine

- 8.1. E-Health Platforms. Personalizing Healthcare Services
  - 8.1.1. E-Health Platform
  - 8.1.2. Resources for E-Health Platforms
  - 8.1.3. Digital Europe Program. Digital Europe-4-Health and Horizon Europe
- 8.2. Artificial Intelligence in Healthcare I: New Solutions in Computer Applications
  - 8.2.1. Remote Analysis of Results
  - 8.2.2. Chatbox
  - 8.2.3. Prevention and Real-Time Monitoring
  - 8.2.4. Preventive and Personalized Medicine in Oncology
- 8.3. Artificial Intelligence in Healthcare II
  - 8.3.1. Monitoring Patients with Reduced Mobility
  - 8.3.2. Cardiac Monitoring, Diabetes, Asthma
  - 8.3.3. Health and Wellness Apps
    - 8.3.3.1. Heart Rate Monitors
    - 8.3.3.2. Blood Pressure Bracelets
  - 8.3.4. Ethical Use of AI in the Medical Field. Data Protection
- 8.4. Artificial Intelligence Algorithms for Image Processing
  - 8.4.1. Artificial Intelligence Algorithms for Image Handling
  - 8.4.2. Image Diagnosis and Monitoring in Telemedicine
    - 8.4.2.1. Melanoma Diagnosis
  - 8.4.3. Limitations and Challenges in Image Processing in Telemedicine
- 8.5. Application Acceleration using Graphics Processing Units (GPU) in Medicine
  - 8.5.1. Program Parallelization
  - 8.5.2. GPU Operations
  - 8.5.3. Application Acceleration using GPU in Medicine
- 8.6. Natural Language Processing (NLP) in Telemedicine
  - 8.6.1. Text Processing in the Medical Field. Methodology
  - 8.6.2. Natural Language Processing in Therapy and Medical Records
  - 8.6.3. Limitations and Challenges in Natural Language Processing in Telemedicine
- 8.7. The Internet of Things (IoT) in Telemedicine. Applications
  - 8.7.1. Monitoring Vital Signs. Wearables
    - 8.7.1.1. Blood Pressure, Temperature, and Heart Rate
  - 8.7.2. The IoT and Cloud Technology
    - 8.7.2.1. Data Transmission to the Cloud
  - 8.7.3. Self-Service Terminals
- 8.8. IoT in Patient Monitoring and Care
  - 8.8.1. IoT Applications for Emergency Detection
  - 8.8.2. The Internet of Things in Patient Rehabilitation
  - 8.8.3. Artificial Intelligence Support in Victim Recognition and Rescue
- 8.9. Nanorobots. Typology
  - 8.9.1. Nanotechnology
  - 8.9.2. Types of Nanorobots
    - 8.9.2.1. Assemblers. Applications
    - 8.9.2.2. Self-Replicators. Applications
- 8.10. Artificial Intelligence in COVID-19 Control
  - 8.10.1. COVID-19 and Telemedicine
  - 8.10.2. Management and Communication of Breakthroughs and Outbreaks
  - 8.10.3. Outbreak Prediction in Artificial Intelligence

**Module 9. Telemedicine and Medical, Surgical and Biomechanical Devices**

- 9.1. Telemedicine and Telehealth
  - 9.1.1. Telemedicine as a Telehealth Service
  - 9.1.2. Telemedicine
    - 9.1.2.1. Telemedicine Objectives
    - 9.1.2.2. Benefits and Limitations of Telemedicine
  - 9.1.3. Digital Health. Technologies
- 9.2. Telemedicine Systems
  - 9.2.1. Components in Telemedicine Systems
    - 9.2.1.1. Personal
    - 9.2.1.2. Technology
  - 9.2.2. Information and Communication Technologies (ICT) in the Health Sector
    - 9.2.2.1. t-Health
    - 9.2.2.2. mHealth
    - 9.2.2.3. u-Health
    - 9.2.2.4. p-Health
  - 9.2.3. Telemedicine Systems Assessment
- 9.3. Technology Infrastructure in Telemedicine
  - 9.3.1. Public Switched Telephone Network (PSTN)
  - 9.3.2. Satellite Networks
  - 9.3.3. Integrated Services Digital Network (ISDN)
  - 9.3.4. Wireless Technology
    - 9.3.4.1. WAP. Wireless Application Protocol
    - 9.3.4.2. Bluetooth
  - 9.3.5. Microwave Connections
  - 9.3.6. Asynchronous Transfer Mode (ATM)
- 9.4. Types of Telemedicine. Uses in Healthcare
  - 9.4.1. Remote Patient Monitoring
  - 9.4.2. Storage and Shipping Technologies
  - 9.4.3. Interactive Telemedicine
- 9.5. Telemedicine: General Applications
  - 9.5.1. Telecare
  - 9.5.2. Telemonitoring
  - 9.5.3. Telediagnosics
  - 9.5.4. Teleeducation
  - 9.5.5. Telemanagement
- 9.6. Telemedicine: Clinical Applications
  - 9.6.1. Teleradiology
  - 9.6.2. Teledermatology
  - 9.6.3. Teleoncology
  - 9.6.4. Telepsychiatry
  - 9.6.5. Home Care (Telehomecare)
- 9.7. Smart Technologies and Care
  - 9.7.1. Integrating Smart Homes
  - 9.7.2. Digital Health to Improve Treatment
  - 9.7.3. Telehealth Clothing Technology. “Smart Clothes”
- 9.8. Ethical and Legal Aspects of Telemedicine
  - 9.8.1. Ethical Foundations
  - 9.8.2. Common Regulatory Frameworks
  - 9.8.4. ISO Standards
- 9.9. Telemedicine and Diagnostic, Surgical and Biomechanical Devices
  - 9.9.1. Diagnostic Devices
  - 9.9.2. Surgical Devices
  - 9.9.2. Biomechanic Devices
- 9.10. Telemedicine and Medical Devices
  - 9.10.1. Medical Devices
    - 9.10.1.1. Mobile Medical Devices
    - 9.10.1.2. Telemedicine Carts
    - 9.10.1.3. Telemedicine Kiosks
    - 9.10.1.4. Digital Cameras
    - 9.10.1.5. Telemedicine Kit
    - 9.10.1.6. Telemedicine Software

## Module 10. Business Innovation and Entrepreneurship in E-Health

- 10.1. Entrepreneurship and Innovation
  - 10.1.1. Innovation
  - 10.1.2. Entrepreneurship
  - 10.1.3. Startups
- 10.2. Entrepreneurship in E-Health
  - 10.2.1. Innovative E-Health Market
  - 10.2.2. Verticals in E-Health : mHealth
  - 10.2.3. TeleHealth
- 10.3. Business Models I: First Stages in Entrepreneurship
  - 10.3.1. Types of Business Models
    - 10.3.1.1. Marketplaces
    - 10.3.1.2. Digital Platforms
    - 10.3.1.3. SaaS
  - 10.3.2. Critical Elements in the Initial Phase. The Business Idea
  - 10.3.3. Common Mistakes in the First Stages of Entrepreneurship
- 10.4. Business Models II: Business Model Canvas
  - 10.4.1. Canvas Business Model
  - 10.4.2. Value proposition
  - 10.4.3. Key Activities and Resources
  - 10.4.4. Customer Segments
  - 10.4.5. Customer Relationships
  - 10.4.6. Distribution Channels
  - 10.4.7. Partnerships
    - 10.4.7.1. Cost Structure and Revenue Streams
- 10.5. Business Models III: Lean Startup Methodology
  - 10.5.1. Create
  - 10.5.2. Validate
  - 10.5.3. Measure
  - 10.5.4. Decide







- 10.6. Business Models IV: External, Strategic and Regulatory Analysis
  - 10.6.1. Red Ocean and Blue Ocean Strategies
  - 10.6.2. Value Curves
  - 10.6.3. Applicable E-Health Regulations
- 10.7. Successful Models in E-Health I: Knowing Before Innovating
  - 10.7.1. Analysis of Successful E-Health Companies
  - 10.7.2. Analysis of Company X
  - 10.7.3. Analysis of Company Y
  - 10.7.4. Analysis of Company Z
- 10.8. Successful Models in E-Health I: Listening Before Innovating
  - 10.8.1. Practical Interview: Startup E-Health
  - 10.8.2. Practical Interview: "Sector X" Startup CEO
  - 10.8.3. Practical Interview: "Startup X" Technical Management
- 10.9. Entrepreneurial Environment and Funding
  - 10.9.1. Entrepreneur Ecosystems in the Health Sector
  - 10.9.2. Financing
  - 10.9.3. Funding
- 10.10. Practical Tools in Entrepreneurship and Innovation
  - 10.10.1. Open-Source Intelligence (OSINT)
  - 10.10.2. Analysis
  - 10.10.3. No-Code Tools in Entrepreneurship



*Bet on a program with which you will implement the most innovative strategies in the sector to your physiotherapeutic practice in just 12 months of academic experience"*



06

# Methodology

This academic program offers students a different way of learning. Our methodology uses a cyclical learning approach: **Relearning**.

This teaching system is used, for example, in the most prestigious medical schools in the world, and major publications such as the **New England Journal of Medicine** have considered it to be one of the most effective.





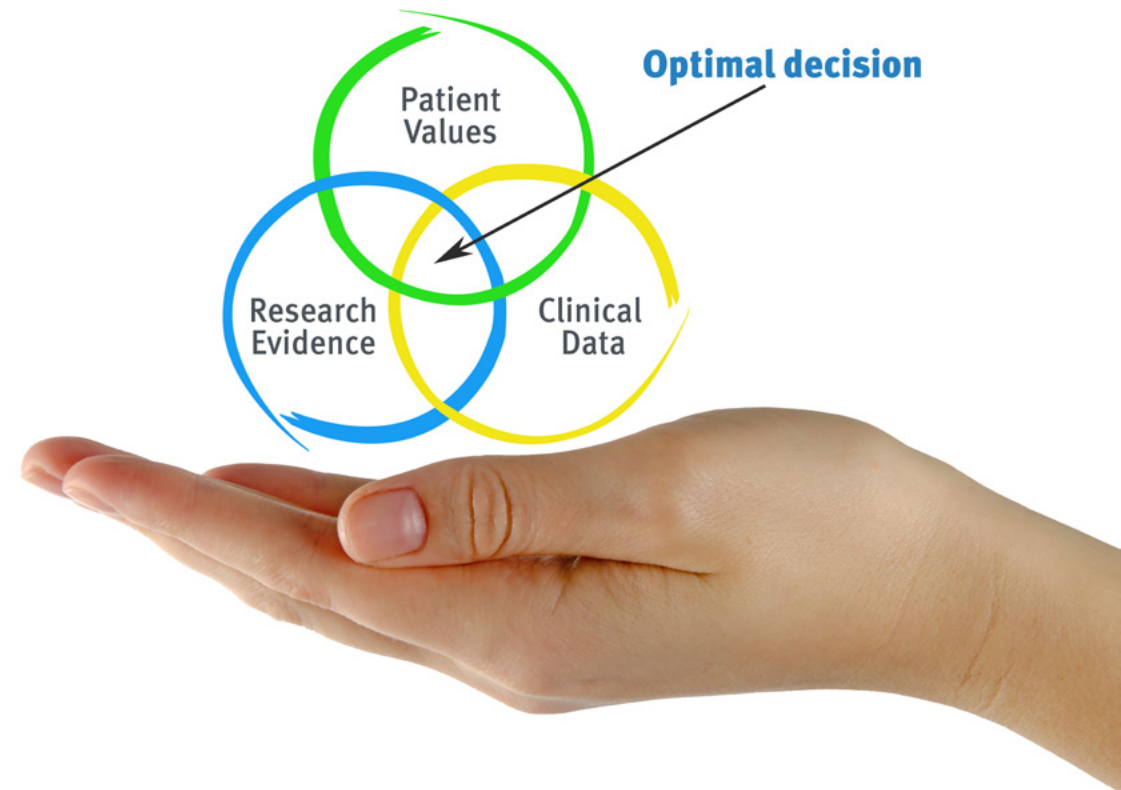
“

*Discover Relearning, a system that abandons conventional linear learning, to take you through cyclical teaching systems: a way of learning that has proven to be extremely effective, especially in subjects that require memorization"*

## At TECH we use the Case Method

What should a professional do in a given situation? Throughout the program, students will face multiple simulated clinical cases, based on real patients, in which they will have to do research, establish hypotheses, and ultimately resolve the situation. There is an abundance of scientific evidence on the effectiveness of the method. Physiotherapists/kinesiologists learn better, faster, and more sustainably over time.

*With TECH you will experience a way of learning that is shaking the foundations of traditional universities around the world.*



According to Dr. Gérvas, the clinical case is the annotated presentation of a patient, or group of patients, which becomes a "case", an example or model that illustrates some peculiar clinical component, either because of its teaching power or because of its uniqueness or rarity. It is essential that the case is based on current professional life, trying to recreate the real conditions of professional physiotherapy practice.



“

*Did you know that this method was developed in 1912, at Harvard, for law students? The case method consisted of presenting students with real-life, complex situations for them to make decisions and justify their decisions on how to solve them. In 1924, Harvard adopted it as a standard teaching method”*

The effectiveness of the method is justified by four fundamental achievements:

1. Physiotherapists/kinesiologists who follow this method not only grasp concepts, but also develop their mental capacity, by evaluating real situations and applying their knowledge.
2. The learning process has a clear focus on practical skills that allow the physiotherapist/kinesiologist to better integrate into the real world.
3. Ideas and concepts are understood more efficiently, given that the example situations are based on real-life.
4. Students like to feel that the effort they put into their studies is worthwhile. This then translates into a greater interest in learning and more time dedicated to working on the course.



## Relearning Methodology

At TECH we enhance the case method with the best 100% online teaching methodology available: Relearning.

This university is the first in the world to combine the study of clinical cases with a 100% online learning system based on repetition, combining a minimum of 8 different elements in each lesson, a real revolution with respect to the mere study and analysis of cases.



*The physiotherapist/kinesiologist will learn through real cases and by solving complex situations in simulated learning environments. These simulations are developed using state-of-the-art software to facilitate immersive learning.*



At the forefront of world teaching, the Relearning method has managed to improve the overall satisfaction levels of professionals who complete their studies, with respect to the quality indicators of the best online university (Columbia University).

With this methodology we trained more than 65,000 physiotherapists/kinesiologists with unprecedented success in all clinical specialties, regardless of the workload. Our pedagogical methodology is developed in a highly competitive environment, with a university student body with a strong socioeconomic profile and an average age of 43.5 years old.

*Relearning will allow you to learn with less effort and better performance, involving you more in your training, developing a critical mindset, defending arguments, and contrasting opinions: a direct equation for success.*

In our program, learning is not a linear process, but rather a spiral (learn, unlearn, forget, and re-learn). Therefore, we combine each of these elements concentrically.

The overall score obtained by our learning system is 8.01, according to the highest international standards.



This program offers the best educational material, prepared with professionals in mind:



#### Study Material

All teaching material is produced by the specialists who teach the course, specifically for the course, so that the teaching content is really specific and precise.

These contents are then applied to the audiovisual format, to create the TECH online working method. All this, with the latest techniques that offer high quality pieces in each and every one of the materials that are made available to the student.



#### Physiotherapy Techniques and Procedures on Video

TECH brings students closer to the latest techniques, the latest educational advances and to the forefront of current Physiotherapy techniques and procedures. All of this in direct contact with students and explained in detail so as to aid their assimilation and understanding. And best of all, you can watch them as many times as you want.



#### Interactive Summaries

The TECH team presents the contents attractively and dynamically in multimedia lessons that include audio, videos, images, diagrams, and concept maps in order to reinforce knowledge.

This unique multimedia content presentation training system was awarded by Microsoft as a "European Success Story".



#### Additional Reading

Recent articles, consensus documents and international guidelines, among others. In TECH's virtual library, students will have access to everything they need to complete their course.





#### Expert-Led Case Studies and Case Analysis

Effective learning ought to be contextual. Therefore, TECH presents real cases in which the expert will guide students, focusing on and solving the different situations: a clear and direct way to achieve the highest degree of understanding.



#### Testing & Retesting

We periodically evaluate and re-evaluate students' knowledge throughout the program, through assessment and self-assessment activities and exercises, so that they can see how they are achieving their goals.



#### Classes

There is scientific evidence on the usefulness of learning by observing experts. The system known as Learning from an Expert strengthens knowledge and memory, and generates confidence in future difficult decisions.



#### Quick Action Guides

TECH offers the most relevant contents of the course in the form of worksheets or quick action guides. A synthetic, practical, and effective way to help students progress in their learning.





# 07 Certificate

The Professional Master's Degree in E-Health and Big Data guarantees students, in addition to the most rigorous and up-to-date education, access to a Professional Master's Degree issued by TECH Global University.





“

*Successfully complete this program and receive your university qualification without having to travel or fill out laborious paperwork”*



This private qualification will allow you to obtain a **Professional Master's Degree diploma in E-Health and Big Data** endorsed by **TECH Global University**, the world's largest online university.

**TECH Global University** is an official European University publicly recognized by the Government of Andorra (*official bulletin*). Andorra is part of the European Higher Education Area (EHEA) since 2003. The EHEA is an initiative promoted by the European Union that aims to organize the international training framework and harmonize the higher education systems of the member countries of this space. The project promotes common values, the implementation of collaborative tools and strengthening its quality assurance mechanisms to enhance collaboration and mobility among students, researchers and academics.

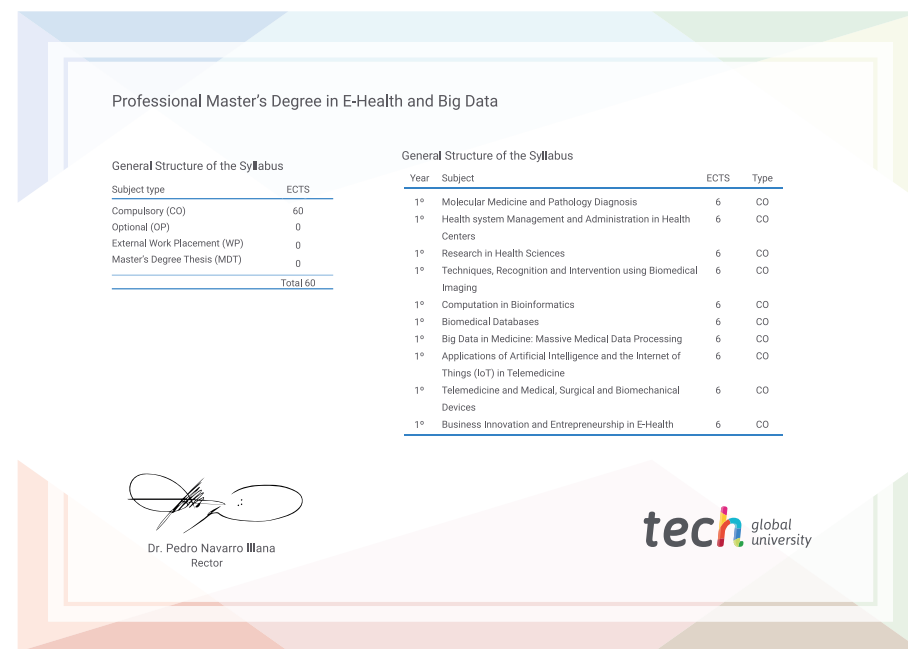
This **TECH Global University** private qualification is a European program of continuing education and professional updating that guarantees the acquisition of competencies in its area of knowledge, providing a high curricular value to the student who completes the program.

Title: **Professional Master's Degree in E-Health and Big Data**

Modality: **online**

Duration: **12 months**

Accreditation: **60 ECTS**



\*Apostille Convention. In the event that the student wishes to have their paper diploma issued with an apostille, TECH Global University will make the necessary arrangements to obtain it, at an additional cost.

future  
health confidence people  
education information tutors  
guarantee accreditation teaching  
institutions technology learning  
community commitment  
personalized service innovation  
knowledge present  
online training  
development language  
virtual classroom



**Professional Master's  
Degree**  
E-Health and Big Data

- » Modality: online
- » Duration: 12 months
- » Certificate: TECH Global University
- » Credits: 60 ECTS
- » Schedule: at your own pace
- » Exams: online

# Professional Master's Degree

## E-Health and Big Data

