

Postgraduate Diploma
Health System. Clinical
Medicine and Research



Postgraduate Diploma Health System.Clinical Medicine and Research

Course Modality: **Online**

Duration: **6 months**

Certificate: **TECH Technological University**

Teaching Hours: **450 h.**

Website: www.techtute.com/in/physiotherapy/postgraduate-diploma/health-system-clinical-medicine-research

Index

01

Introduction

p. 4

02

Objectives

p. 8

03

Course Management

p. 12

04

Structure and Content

p. 16

05

Methodology

p. 22

06

Certificate

p. 30

01

Introduction

Starting a business related to the field of health in its multiple areas today requires specific knowledge of management and management strategies, as well as the market and the main health models. Based on this, professionals will be able to start his project with a guarantee of success, increasing their chances of achieving the objectives for which it was designed and based on the scheduled times. If the physiotherapy specialist is interested in carrying it out, this TECH program is perfect to achieve it. Through a 6-month academic experience, you will work on the latest aspects of this field, also focusing on the most innovative and effective strategies for research in health sciences. In this way, you will attend a 100% online academic experience adapted to your requirements and the of the current market, effectively contributing to their professional development.



“

Becoming an expert in the management and direction of health centers is now at your fingertips with TECH and this fantastic 100% online program”

The health field covers a very broad set of interconnected specialties, among which is the one focused on physical therapy.. Numerous studies in the field of osteopathy have determined that the musculoskeletal system is widely related to the suffering of pathologies of the digestive tract or the urinary system, among others. For this reason, the professional in this area must have a generic knowledge of molecular medicine and the diagnosis of pathologies, in order to guide their patients towards specialized care.

With this Postgraduate Diploma, the Physiotherapy professional will be able to work in this field and beyond. And it is that TECH has developed this program so that you can delve into the ins and outs of different diseases while updating your knowledge based on the most innovative and effective research strategies applicable to the field of health sciences. All this will help you to work on the third section of the program: the management and direction of health centers. That is why choosing this program will allow you to expand your field of action, as well as manage your own projects with many possibilities of success.

For this, professionals will have 450 hours of the best theoretical, practical and additional material, the latter presented in different formats: detailed videos, research articles, complementary readings, dynamic summaries and self-awareness exercises. And in order to adapt the educational experience to your needs and demands, it is presented 100% online, without timetables or access limits, so that you can combine the course of the program with your work activity in a guaranteed way

This **Postgraduate Diploma in Health System. Clinical Medicine and Research** contains the most complete and up-to-date scientific program on the market. The most important features include:

- ◆ The development of practical cases presented by experts in clinical research
- ◆ The graphic, schematic and practical contents with which it is designed provide clinical and practical information on those disciplines that are essential for professional practice
- ◆ Practical exercises where the self-assessment process can be carried out to improve learning
- ◆ Its special emphasis on innovative methodologies
- ◆ Theoretical lessons, questions for the expert, debate forums on controversial topics, and individual reflection assignments
- ◆ Content that is accessible from any fixed or portable device with an Internet connection



The best program to delve into the most successful health system models, applicable in your professional field”

“

Thanks to the thoroughness with which this program has been designed, the graduate will be able to improve their skills in health data analysis through practical cases based on real situations”


The program's teaching staff includes professionals from the sector who contribute their work experience to this educational program, as well as renowned specialists from leading societies and prestigious universities.

Its multimedia content, developed with the latest educational technology, will provide the professional with situated and contextual learning, i.e., a simulated environment that will provide an immersive education designed to learn in real situations.

The design of this program focuses on Problem-Based Learning, by means of which the professional must try to solve different professional practice situations that are presented throughout the academic course. This will be done with the help of an innovative system of interactive videos made by renowned experts.

In less than 6 months, you will be able to recognize a correct methodology in scientific research and make public communications of your own results.

The best program to update you on the latest scientific resources for bibliographic search.



02 Objectives

TECH and its team of experts have designed this program with the objective that the graduate can acquire extensive, specialized and updated knowledge about the health system, specifically about the multiple applications of Clinical Medicine and research in the different health sciences. , more specifically in Physiotherapy. For this, it has selected the best information, as well as the most innovative practical and additional content, in order to make this Postgraduate Diploma a unique and unbeatable academic experience.





“

A program designed for you to achieve your academic and therefore professional goals in just 6 months”



General Objectives

- ◆ Develop key concepts of medicine that serve as a vehicle to understand clinical medicine
- ◆ Determine the major diseases affecting the human body classified by apparatus or systems, structuring each module into a clear outline of pathophysiology, diagnosis, and treatment
- ◆ Determine how to obtain metrics and tools for healthcare management
- ◆ Understand the basics of basic and translational scientific methodology
- ◆ Examine the ethical and best practice principles governing the different types of research in health sciences
- ◆ Identify and generate the means of funding, assessing and disseminating scientific research
- ◆ Identify the real clinical applications of the various techniques
- ◆ Develop the key concepts of computational science and theory
- ◆ Determine the applications of computation and its implication in bioinformatics
- ◆ Provide the necessary resources to practically apply all the concepts in the modules
- ◆ Develop the fundamental concepts of databases
- ◆ Determine the importance of medical databases
- ◆ Delve into the most important techniques in research
- ◆ Identify the opportunities offered by the IoT in the field of e-Health
- ◆ Provide specialized knowledge of the technologies and methodologies used in the design, development and assessment of telemedicine systems
- ◆ Determine the different types and applications of telemedicine
- ◆ Delve into the most common ethical aspects and regulatory frameworks of telemedicine
- ◆ Analyze the use of medical devices
- ◆ Develop the key concepts of entrepreneurship and innovation in e-Health
- ◆ Determine what a business model is and the types that exist
- ◆ Collect e-Health success stories and mistakes to avoid
- ◆ Apply the knowledge gained to your own business idea



Specific Objectives

Module 1. Molecular Medicine and Pathology Diagnosis

- ◆ Understand the diseases of the circulatory and respiratory systems
- ◆ Determine the general pathology of the digestive and urinary apparatus, of the endocrine and metabolic systems and of the nervous system
- ◆ Generate expertise in diseases affecting the blood and the locomotor system

Module 2. Health system Management and Administration in Health Centers

- ◆ Determine what a health system is
- ◆ Analyze the different healthcare models in Europe
- ◆ Examine how the healthcare market functions
- ◆ Develop key knowledge of hospital design and architecture
- ◆ Generate specialized knowledge of health measures
- ◆ Delve into resource allocation methods
- ◆ Compile productivity management methods
- ◆ Establish the role played by *Project Managers*

Module 3. Research in Health Sciences

- ◆ Determine the need for scientific research
- ◆ Interpret scientific methodology
- ◆ Specify the need for types of research in health sciences, each in their context
- ◆ Establish the principles of evidence-based medicine
- ◆ Examine the needs to interpret scientific results
- ◆ Develop and interpret the basics of clinical trials
- ◆ Examine the methodology used to disseminate scientific research results and the ethical and legislative principles that govern it



You will be able to review the diseases of the musculoskeletal system, from anatomy to the most frequent pathologies and their most effective treatments”

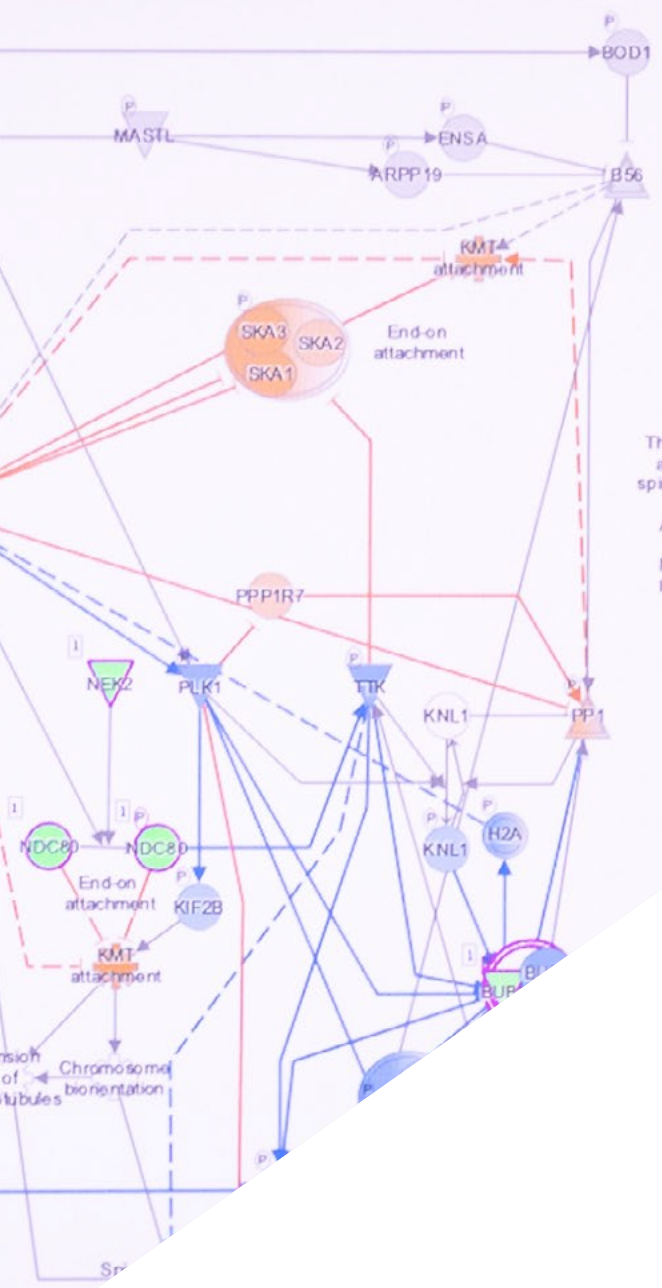
03

Course Management

TECH works diligently to create the highest quality academic experiences. For this reason, to live up to the highest expectations of its graduates, it has selected a teaching team versed in Bioengineering and Biomedicine. This is a group of professionals who, in addition to knowing the sector in detail, are currently working in it, so they are up to date with the latest developments. Thanks to this, they offer a new and widely beneficial agenda for updating the Physiotherapy specialist.



them to first align as sister chromatids in metaphase and forming kinetochore connections and spindle checkpoint signaling. This includes AURKB, TTK, BUB1, PLK1, CDK1 and PP1, PP2A.



This diagram portrays events prior to stable kinetochore attachment to microtubules, biorientation, relief of the spindle assembly checkpoint, and anaphase progression.

After chromosome biorientation, PP1, PP2A directly dephosphorylate CDK1 and AURKB substrates. Moreover PP2A is a negative regulator of PLK1 and PP1 counteracts Mps1 signaling at the kinetochore. As a result of dephosphorylation, PP1 and PP2A stabilize KMT attachment for anaphase

Prediction
 more extreme in data
 Increased
 Decreased
 more confidence
 Predicted
 Predicted
 Glow Indicates activity when opposite of measurement
 Predicted Relationship
 Leads to
 Leads to
 Leads to



The teaching team will be at your disposal to answer any questions that may arise during the course of this Postgraduate Diploma”

Management



Ms. Sirera Pérez, Ángela

- ◆ Biomedical Engineer expert in Nuclear Medicine and exoskeleton design
- ◆ Designer of specific parts for 3D printing at Technadi
- ◆ Technician in the Nuclear Medicine area of the University Clinic of Navarra
- ◆ Degree in Biomedical Engineering from the University of Navarra
- ◆ MBA and Leadership in Healthcare and Medical Technology Companies

Professors

Mr. Varas Pardo, Pablo

- ◆ Biomedical Engineer Expert Data Scientist
- ◆ Data Scientist. Institute of Mathematical Sciences (ICMAT)
- ◆ Biomedical Engineer, La Paz Hospital
- ◆ Graduate in Biomedical Engineering from the Polytechnic University of Madrid
- ◆ Internship at 12 de Octubre Hospital
- ◆ Master's Degree in Technological Innovation in Health, UPM and Higher Technical Institute of Lisbon
- ◆ Master's Degree in Biomedical Engineering Polytechnic University of Madrid



Dr. Ortega Núñez, Miguel Ángel

- ◆ Researcher in the area of Biomedicine
- ◆ Assistant Professor, Department of Medicine and Medical Specialties, University of Alcalá, Spain
- ◆ Doctorate in Health Sciences, University of Alcalá
- ◆ Graduate in Health Biology from the University of Alcalá
- ◆ Master's Degree in Genetics and Cell Biology from the University of Alcalá
- ◆ Master's Degree in University Teaching

Dr. Pacheco Gutiérrez, Victor Alexander

- ◆ Specialist in Orthopedics and Sports Medicine, Dr. Sulaiman Al Habib Hospital
- ◆ Medical Advisor, Venezuelan Cycling Federation
- ◆ Specialist, Department of Shoulder and Elbow Orthopedics and Sports Medicine, La Isabelica Clinical Center
- ◆ Medical advisor to several baseball clubs and to the Carabobo Boxing Association
- ◆ Degree in Medicine, University of Carabobo
- ◆ Specialty in Orthopedics and Traumatology, Dr. Enrique Tejera Hospital City

04

Structure and Content

The teaching team of this Postgraduate Diploma has worked intensively on the development of the program content, taking as a reference the most exhaustive and innovative information in the field of telemedicine and the strict quality criteria of TECH. Based on this, they have formed a dynamic, intensive and multidisciplinary degree, which will help the graduate to catch up in a guaranteed way. All this 100% online, without schedules or face-to-face classes, so that you can combine the academic experience with any other activity.



“

In the Virtual Campus you will find hours of high-quality additional material presented in different formats, so that you can delve into the agenda in a personalized way”

Module 1. Molecular Medicine and Pathology Diagnosis

- 1.1. Molecular Medicine
 - 1.1.1. Cellular and Molecular Biology. Cell Injury and Cell Death. Aging
 - 1.1.2. Diseases Caused by Microorganisms and Host Defence
 - 1.1.3. Autoimmune Diseases
 - 1.1.4. Toxicological Diseases
 - 1.1.5. Hypoxia Diseases
 - 1.1.6. Diseases related to the Environment
 - 1.1.7. Genetic Diseases and Epigenetics
 - 1.1.8. Oncological Diseases
- 1.2. Circulatory System
 - 1.2.1. Anatomy and Function
 - 1.2.2. Myocardial Diseases and Heart Failure
 - 1.2.3. Cardiac Rhythm Diseases
 - 1.2.4. Valvular and Pericardial Diseases
 - 1.2.5. Atherosclerosis, Arteriosclerosis and Arterial Hypertension
 - 1.2.6. Peripheral Arterial and Venous Disease
 - 1.2.7. Lymphatic Disease (Greatly Overlooked)
- 1.3. Respiratory Diseases
 - 1.3.1. Anatomy and Function
 - 1.3.2. Acute and Chronic Obstructive Pulmonary Diseases
 - 1.3.3. Pleural and Mediastinal Diseases
 - 1.3.4. Infectious Diseases of the Pulmonary Parenchyma and Bronchi
 - 1.3.5. Pulmonary Circulation Diseases
- 1.4. Digestive System Diseases
 - 1.4.1. Anatomy and Function
 - 1.4.2. Digestive System, Nutrition, and Hydroelectrolyte Exchange
 - 1.4.3. Gastroesophageal Diseases
 - 1.4.4. Gastrointestinal Infectious Diseases
 - 1.4.5. Liver and Biliary Tract Diseases
 - 1.4.6. Pancreatic Diseases
 - 1.4.7. Colon Diseases
- 1.5. Renal and Urinary Tract Diseases
 - 1.5.1. Anatomy and Function
 - 1.5.2. Renal Insufficiency (Prerenal, Renal, and Postrenal): How They Are Triggered
 - 1.5.3. Obstructive Urinary Tract Diseases
 - 1.5.4. Sphincteric Insufficiency in the Urinary Tract
 - 1.5.5. Nephrotic Syndrome and Nephritic Syndrome
- 1.6. Endocrine System Diseases
 - 1.6.1. Anatomy and Function
 - 1.6.2. The Menstrual Cycle and Associated Conditions
 - 1.6.3. Thyroid Disease
 - 1.6.4. Adrenal Insufficiency
 - 1.6.5. Disorders of Sexual Differentiation
 - 1.6.6. Hypothalamic-Pituitary Axis, Calcium Metabolism, Vitamin D and Effects on Growth and Skeleton
- 1.7. Metabolism and Nutrition
 - 1.7.1. Essential and Non-Essential Nutrients: Clarifying Definitions
 - 1.7.2. Carbohydrate Metabolism and Alterations
 - 1.7.3. Protein Metabolism and Alterations
 - 1.7.4. Lipids Metabolism and Alterations
 - 1.7.5. Iron Metabolism and Alterations
 - 1.7.6. Disorders of Acid-Base Balance
 - 1.7.7. Sodium and Potassium Metabolism and Alterations
 - 1.7.8. Nutritional Diseases (Hypercaloric and Hypocaloric)
- 1.8. Hematologic Diseases
 - 1.8.1. Anatomy and Function
 - 1.8.2. Red Blood Cell Disorders
 - 1.8.3. Diseases of White Blood Cells, Lymph Nodes and Spleen

- 1.8.4. Hemostasis and Bleeding Diseases
- 1.9. Musculoskeletal System Diseases
 - 1.9.1. Anatomy and Function
 - 1.9.2. Joints: Types and Function
 - 1.9.3. Bone Regeneration
 - 1.9.4. Normal and Pathological Skeletal System Development
 - 1.9.5. Deformities of the Upper and Lower Limbs
 - 1.9.6. Joint Pathology, Cartilage, and Synovial Fluid Analysis
 - 1.9.7. Joint Diseases with Immunologic Origin
- 1.10. Nervous System Diseases
 - 1.10.1. Anatomy and Function
 - 1.10.2. Central and Peripheral Nervous System Development
 - 1.10.3. Development of the Spine and Components
 - 1.10.4. Cerebellum and Proprioceptive Diseases
 - 1.10.5. Brain Disorders (Central Nervous System)
 - 1.10.6. Spinal Cord and Cerebrospinal Fluid Diseases
 - 1.10.7. Stenotic Diseases of the Peripheral Nervous System
 - 1.10.8. Infectious Diseases of the Central Nervous System
 - 1.10.9. Cerebrovascular Disease (Stenotic and Hemorrhagic)

Module 2. Health system Management and Administration in Health Centers

- 2.1. Healthcare Systems
 - 2.1.1. Healthcare Systems
 - 2.1.2. Healthcare Systems according to the WHO
 - 2.1.3. Healthcare Context
- 2.2. Healthcare Models I. Bismark Model vs. Beveridge Model
 - 2.2.1. Bismark Model
 - 2.2.2. Beveridge Model
 - 2.2.3. Bismark Model Beveridge Model
- 2.3. Healthcare Models II. Semashko, Private and Mixed Models
 - 2.3.1. Semashko Model
 - 2.3.2. Private Model
 - 2.3.3. Mixed Models
- 2.4. The Health Market
 - 2.4.1. The Health Market
 - 2.4.2. Health Market Regulation and Limitations
 - 2.4.3. Payment Methods for Doctors and Hospitals
 - 2.4.4. Clinical Engineers
- 2.5. Hospitals. Typology
 - 2.5.1. Hospital Architecture
 - 2.5.2. Types of Hospitals
 - 2.5.3. Hospital Organization
- 2.6. Health Metrics
 - 2.6.1. Mortality
 - 2.6.2. Morbidity
 - 2.6.3. Healthy Life Years
- 2.7. Health Resource Allocation Methods
 - 2.7.1. Lineal Programming
 - 2.7.2. Maximization Models
 - 2.7.3. Minimization Models
- 2.8. Measuring Healthcare Productivity
 - 2.8.1. Measuring Health Productivity
 - 2.8.2. Productivity Ratios
 - 2.8.3. Input Adjustment
 - 2.8.4. Output Adjustment
- 2.9. Health Process Improvement
 - 2.9.1. *Lean Management* Process
 - 2.9.2. Work Simplification Tools
 - 2.9.3. Troubleshooting Tools

- 2.10. Healthcare Project Management
 - 2.10.1. The Role Played by *Project Managers*
 - 2.10.2. Team and Project Management Tools
 - 2.10.3. Schedule and Time Management

Module 3. Research in Health Sciences

- 3.1. Scientific Research I. The Scientific Method
 - 3.1.1. Scientific Research
 - 3.1.2. Research in Health Sciences
 - 3.1.3. The Scientific Method
- 3.2. Scientific Research II. Typology
 - 3.2.1. Basic Research
 - 3.2.2. Clinical Research
 - 3.2.3. Translational Research
- 3.3. Evidence-Based Medicine
 - 3.3.1. Evidence-Based Medicine
 - 3.3.2. Principles of Evidence-Based Medicine
 - 3.3.3. Methodology of Evidence-Based Medicine
- 3.4. Ethics and Legislation in Scientific Research. Declaration of Helsinki
 - 3.4.1. The Ethics Committee
 - 3.4.2. Declaration of Helsinki
 - 3.4.3. Ethics in Health Sciences
- 3.5. Scientific Research Results
 - 3.5.1. Methods
 - 3.5.2. Rigor and Statistical Power
 - 3.5.3. Scientific Results Validity
- 3.6. Public Communication
 - 3.6.1. Scientific Societies
 - 3.6.2. Scientific Conferences
 - 3.6.3. Communication Structures
- 3.7. Funding in Scientific Research
 - 3.7.1. Structure in Scientific Projects
 - 3.7.2. Public Financing
 - 3.7.3. Private and Industrial Funding
- 3.8. Scientific Resources in Literature Searching. Health Sciences Databases I
 - 3.8.1. PubMed-Medline
 - 3.8.2. Embase
 - 3.8.3. WOS and JCR
 - 3.8.4. Scopus and Scimago
 - 3.8.5. Micromedex
 - 3.8.6. MEDES
 - 3.8.7. IBECS
 - 3.8.8. LILACS
 - 3.8.9. CSIC Databases: BORRAR ISOC and ICYT BORRAR
 - 3.8.10. BDENF
 - 3.7.11. Cuidatge
 - 3.8.12. CINAHL
 - 3.8.13. Cuiden Plus
 - 3.8.14. Enfispo
 - 3.8.15. NCBI (OMIM, TOXNET) and NIH (National Cancer Institute) Databases
- 3.9. Scientific Resources in Literature Searching. Health Sciences Databases II
 - 3.9.1. NARIC - Rehabdata
 - 3.9.2. PEDro
 - 3.9.3. ASABE: *Technical Library*
 - 3.9.4. CAB Abstracts
 - 3.9.5. CSIC-Indexes BORRAR
 - 3.9.6. Centre for Reviews and Dissemination (CRD) Databases:
 - 3.9.7. Biomed Central BMC
 - 3.9.8. ClinicalTrials.gov

- 3.9.9. Clinical Trials Register
- 3.9.10. DOAJ- Directory of Open Access Journals
- 3.9.11. PROSPERO (Registro Internacional Prospectivo de Revisiones Sistemáticas)
- 3.9.12. TRIP
- 3.9.13. LILACS
- 3.9.14. NIH. *Medical Library*
- 3.9.15. Medline Plus
- 3.9.16. OPS
- 3.10. Scientific Resources in Literature Searching III. Search Engines and Platforms
 - 3.10.1. Search Engines and Multisearch Engines
 - 3.10.1.1. Findr
 - 3.10.1.2. Dimensions
 - 3.10.1.3. Google Scholar
 - 3.10.1.4. Microsoft Academic
 - 3.10.2. WHO International Clinical Trials Registration Platform (ICTRP)
 - 3.10.2.1. PubMed Central PMC
 - 3.10.2.2. Open Science Collector (RECOLECTA)
 - 3.10.2.3. Zenodo
 - 3.10.3. Doctoral Thesis Search Engines
 - 3.10.3.1. DART-Europe
 - 3.10.3.2. Dialnet
 - 3.10.3.3. OATD (Open Access Theses and Dissertations)
 - 3.10.3.4. TDR (Doctoral Theses Online)
 - 3.10.3.5. TESEO
 - 3.10.4. Bibliography Managers
 - 3.10.4.1. Endnote Online
 - 3.10.4.2. Mendeley
 - 3.10.4.3. Zotero
 - 3.10.4.4. Citeulike
 - 3.10.4.5. Refworks
 - 3.10.5. Digital Social Networks for Researchers
 - 3.10.5.1. Scielo
 - 3.10.5.2. Dialnet
 - 3.10.5.3. Free Medical Journals
 - 3.10.5.4. DOAJ
 - 3.10.5.5. Open Science Directory
 - 3.10.5.6. Redalyc
 - 3.10.5.7. Academia.edu
 - 3.10.5.8. Mendeley
 - 3.10.5.9. ResearchGate
 - 3.10.6. Social Web 2.0.Resources
 - 3.10.6.1. Delicious
 - 3.10.6.2. SlideShare
 - 3.10.6.3. YouTube
 - 3.10.6.4. Twitter
 - 3.10.6.5. Health Science Blogs
 - 3.10.6.6. Facebook
 - 3.10.6.7. Evernote
 - 3.10.6.8. Dropbox
 - 3.10.6.9. Google Drive
 - 3.10.7. Scientific Journal Publishers and Aggregators Portals
 - 3.10.7.1. Science Direct
 - 3.10.7.2. Ovid
 - 3.10.7.3. Springer
 - 3.10.7.4. Wiley
 - 3.10.7.5. Proquest
 - 3.10.7.6. Ebsco
 - 3.10.7.7. BioMed Central

05 Methodology

This academic program offers students a different way of learning. Our methodology uses a cyclical learning approach: **Relearning**.

This teaching system is used, for example, in the most prestigious medical schools in the world, and major publications such as the **New England Journal of Medicine** have considered it to be one of the most effective.





“

Discover Relearning, a system that abandons conventional linear learning, to take you through cyclical teaching systems: a way of learning that has proven to be extremely effective, especially in subjects that require memorization"

At TECH we use the Case Method

What should a professional do in a given situation? Throughout the program, students will face multiple simulated clinical cases, based on real patients, in which they will have to do research, establish hypotheses, and ultimately resolve the situation. There is an abundance of scientific evidence on the effectiveness of the method. Physiotherapists/kinesiologists learn better, faster, and more sustainably over time.

With TECH you will experience a way of learning that is shaking the foundations of traditional universities around the world.



According to Dr. Gérvas, the clinical case is the annotated presentation of a patient, or group of patients, which becomes a "case", an example or model that illustrates some peculiar clinical component, either because of its teaching power or because of its uniqueness or rarity. It is essential that the case is based on current professional life, trying to recreate the real conditions of professional physiotherapy practice.

“

Did you know that this method was developed in 1912, at Harvard, for law students? The case method consisted of presenting students with real-life, complex situations for them to make decisions and justify their decisions on how to solve them. In 1924, Harvard adopted it as a standard teaching method”

The effectiveness of the method is justified by four fundamental achievements:

1. Physiotherapists/kinesiologists who follow this method not only grasp concepts, but also develop their mental capacity, by evaluating real situations and applying their knowledge.
2. The learning process has a clear focus on practical skills that allow the physiotherapist/kinesiologist to better integrate into the real world.
3. Ideas and concepts are understood more efficiently, given that the example situations are based on real-life.
4. Students like to feel that the effort they put into their studies is worthwhile. This then translates into a greater interest in learning and more time dedicated to working on the course.



Relearning Methodology

At TECH we enhance the case method with the best 100% online teaching methodology available: Relearning.

This university is the first in the world to combine the study of clinical cases with a 100% online learning system based on repetition, combining a minimum of 8 different elements in each lesson, a real revolution with respect to the mere study and analysis of cases.



The physiotherapist/kinesiologist will learn through real cases and by solving complex situations in simulated learning environments. These simulations are developed using state-of-the-art software to facilitate immersive learning.

At the forefront of world teaching, the Relearning method has managed to improve the overall satisfaction levels of professionals who complete their studies, with respect to the quality indicators of the best online university (Columbia University).

With this methodology we trained more than 65,000 physiotherapists/kinesiologists with unprecedented success in all clinical specialties, regardless of the workload. Our pedagogical methodology is developed in a highly competitive environment, with a university student body with a strong socioeconomic profile and an average age of 43.5 years old.

Relearning will allow you to learn with less effort and better performance, involving you more in your training, developing a critical mindset, defending arguments, and contrasting opinions: a direct equation for success.

In our program, learning is not a linear process, but rather a spiral (learn, unlearn, forget, and re-learn). Therefore, we combine each of these elements concentrically.

The overall score obtained by our learning system is 8.01, according to the highest international standards.



This program offers the best educational material, prepared with professionals in mind:



Study Material

All teaching material is produced by the specialists who teach the course, specifically for the course, so that the teaching content is really specific and precise.

These contents are then applied to the audiovisual format, to create the TECH online working method. All this, with the latest techniques that offer high quality pieces in each and every one of the materials that are made available to the student.



Physiotherapy Techniques and Procedures on Video

TECH brings students closer to the latest techniques, the latest educational advances and to the forefront of current Physiotherapy techniques and procedures. All of this in direct contact with students and explained in detail so as to aid their assimilation and understanding. And best of all, you can watch them as many times as you want.



Interactive Summaries

The TECH team presents the contents attractively and dynamically in multimedia lessons that include audio, videos, images, diagrams, and concept maps in order to reinforce knowledge.

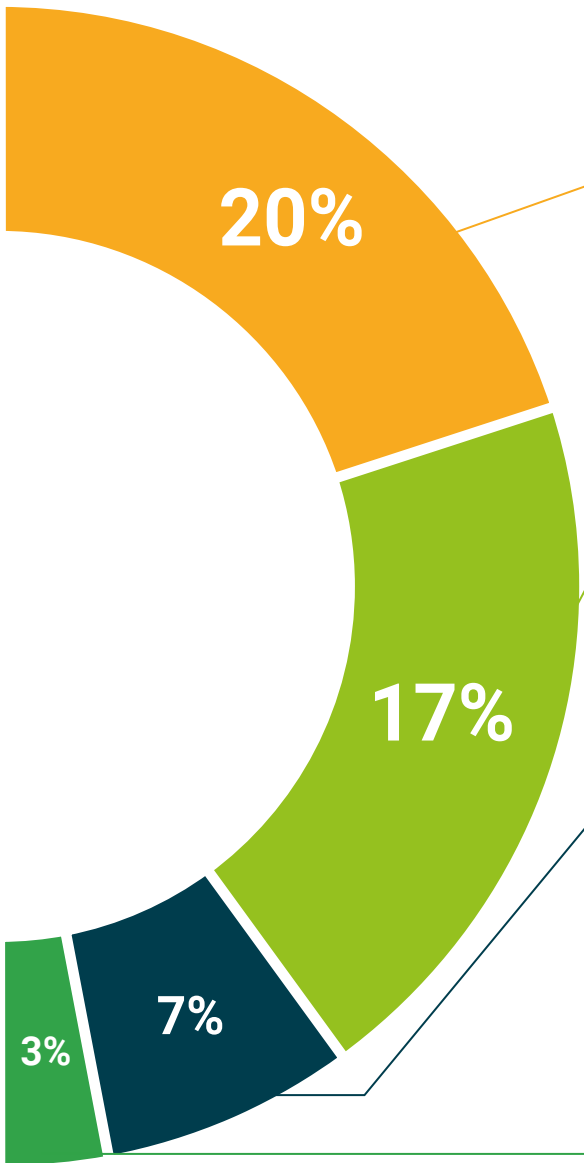
This unique multimedia content presentation training system was awarded by Microsoft as a "European Success Story".



Additional Reading

Recent articles, consensus documents and international guidelines, among others. In TECH's virtual library, students will have access to everything they need to complete their course.





Expert-Led Case Studies and Case Analysis

Effective learning ought to be contextual. Therefore, TECH presents real cases in which the expert will guide students, focusing on and solving the different situations: a clear and direct way to achieve the highest degree of understanding.



Testing & Retesting

We periodically evaluate and re-evaluate students' knowledge throughout the program, through assessment and self-assessment activities and exercises, so that they can see how they are achieving their goals.



Classes

There is scientific evidence on the usefulness of learning by observing experts. The system known as Learning from an Expert strengthens knowledge and memory, and generates confidence in future difficult decisions.



Quick Action Guides

TECH offers the most relevant contents of the course in the form of worksheets or quick action guides. A synthetic, practical, and effective way to help students progress in their learning.



06

Certificate

The Postgraduate Health System. Clinical Medicine and Research guarantees students, in addition to the most rigorous and up-to-date education, access to a Postgraduate Diploma issued by TECH Technological University.



“

Successfully complete this program and receive your university qualification without having to travel or fill out laborious paperwork”

This **Postgraduate Diploma in Health System. Clinical Medicine and Research** contains the most complete and up-to-date scientific program on the market.

After the student has passed the assessments, they will receive their corresponding **Postgraduate Diploma** issued by **TECH Technological University** via tracked delivery*.

The certificate issued by **TECH Technological University** will reflect the qualification obtained in the Postgraduate Diploma and meets the requirements commonly demanded by labor exchanges, competitive examinations, and professional career evaluation committees.

Title: **Postgraduate Diploma in Health System. Clinical Medicine and Research**
Official No. of Hours: **450 h.**



*Apostille Convention. In the event that the student wishes to have their paper certificate issued with an apostille, TECH EDUCATION will make the necessary arrangements to obtain it, at an additional cost.

future
health confidence people
education information tutors
guarantee accreditation teaching
institutions technology learning
community commitment
personalized service innovation
knowledge present quality
online training
development languages
virtual classroom



Postgraduate Diploma
Health System.Clinical
Medicine and Research

Course Modality: **Online**

Duration: **6 months**

Certificate: **TECH Technological University**

Teaching Hours: **450 h.**

Postgraduate Diploma Health System.Clinical Medicine and Research

