

Postgraduate Certificate

Foot and Forefoot Ultrasound in Physiotherapy





Postgraduate Certificate Foot and Forefoot Ultrasound in Physiotherapy

- » Modality: online
- » Duration: 6 weeks
- » Certificate: TECH Global University
- » Credits: 8 ECTS
- » Schedule: at your own pace
- » Exams: online

Website: www.techtute.com/us/physiotherapy/postgraduate-certificate/foot-forefoot-ultrasound-physiotherapy

Index

01

Introduction

p. 4

02

Objectives

p. 8

03

Course Management

p. 12

04

Structure and Content

p. 18

05

Methodology

p. 22

06

Certificate

p. 30

01

Introduction

Metatarsalgia and Plantar Fasciitis are two of the most common pathologies affecting the Foot and Forefoot, whose diagnosis and monitoring are carried out through ultrasound, given the excellent visibility that this method provides to assess the extent of the injuries. Its use allows for the selection of the best therapeutic option for each condition and optimizes the patient's recovery process, making its mastery essential for physiotherapists. For this reason, TECH has designed this Postgraduate Certificate, with which professionals will be at the forefront of their sector by adopting innovative exploration techniques for the dorsal and plantar aspects of the Foot and Forefoot in a 100% online format.





“

Handle, thanks to this qualification, the most advanced and cutting-edge techniques for exploring different pathologies of the dorsal and plantar aspects of the Foot and Forefoot through ultrasound”

The Foot and Forefoot are two parts of the body that commonly undergo extensive wear and tear in their tendons, joints, and nerves due to factors such as static work, prolonged standing, or engaging in contact sports. Pathologies such as Plantar Fasciitis, various ligament sprains, or Sesamoiditis are very common in rehabilitation clinics, where modern ultrasound devices are used to closely monitor the progression of the injury and modify therapy based on it, achieving full recovery in the shortest possible time. Due to the significant advantage offered by ultrasound devices in improving the quality of life for injured individuals, physiotherapists must master their use to provide top-notch care to their users.

For this reason, TECH has designed this academic program, which will enable professionals in this discipline to handle the most advanced exploration techniques for detecting various foot and forefoot ailments, thus implementing therapy tailored to the injury's needs. Throughout this academic journey, you will accurately identify the extent of conditions such as Plantar Fasciitis to design the most appropriate physiotherapeutic program or delve into the detection of the Tendonopathy of the long flexor of the toe as it passes through Henry's node. Likewise, you will adopt cutting-edge strategies to monitor a patient affected by Metatarsalgia using ultrasound.

Since this qualification is 100% online, students will be able to manage their own time as they wish in order to achieve efficient teaching. They will also have access to educational materials presented in a wide range of textual and multimedia formats, allowing them to adapt their learning to their needs and study preferences.

This **Postgraduate Certificate in Foot and Forefoot Ultrasound in Physiotherapy** contains the most complete and up-to-date scientific program on the market. The most important features include:

- ♦ The development of practical cases presented by experts in Physical Medicine and Rehabilitation and in Physiotherapy
- ♦ The graphic, schematic, and practical contents with which they are created, provide scientific and practical information on the disciplines that are essential for professional practice
- ♦ Practical exercises where the self-assessment process can be carried out to improve learning
- ♦ Its special emphasis on innovative methodologies
- ♦ Theoretical lessons, questions to the expert, debate forums on controversial topics, and individual reflection assignments
- ♦ Content that is accessible from any fixed or portable device with an Internet connection



Assess the extent of Plantar Fasciitis and adapt its therapy to each situation of the injury to achieve optimal and fast recovery through this qualification”

“

TECH provides you with all the study facilities so you can balance your learning with all your work and personal commitments”


The program’s teaching staff includes professionals from the industry who contribute their work experience to this program, as well as renowned specialists from leading societies and prestigious universities.

The multimedia content, developed with the latest educational technology, will provide the professional with situated and contextual learning, i.e., a simulated environment that will provide immersive education programmed to learn in real situations.

This program is designed around Problem-Based Learning, whereby the professional must try to solve the different professional practice situations that arise during the academic year. For this purpose, the students will be assisted by an innovative interactive video system created by renowned and experienced experts.

Enhance your skills in the field of ultrasound to multiply your opportunities to access the best Physiotherapy centers.

From any Internet-connected device and from wherever you choose, you can take this program to boost your professional development.



02 Objectives

This Postgraduate Certificate has been designed with the fundamental objective of providing physiotherapists with the most advanced knowledge in performing ultrasounds for the Foot and Forefoot, enhancing their professional capabilities in diagnostic and therapeutic aspects of injuries and ailments. This way, you will expand your skills in exploring potential pathologies and their subsequent treatment, ensuring your learning through the established general and specific objectives.



“

Significantly enhance your daily practice in the field of Physiotherapy by completing the Postgraduate Certificate in Ultrasound for Foot and Forefoot in Physiotherapy"




General Objectives

- Learn to locate the different anatomical structures of the region
- Identify pathologies for a correct treatment of ultrasound-guided rehabilitation medicine
- Define the limits of ultrasound
- Learn about the use of ultrasound in the framework of physiotherapist skills



Update your knowledge in the field of ultrasound for Foot and Forefoot and become a cutting-edge professional within the Physiotherapy sector"





Specific Objectives

- ◆ Recognize the most common lesions of this zone, to ensure correct ultrasound-guided treatment and/or monitoring of their evolution
- ◆ Describe the normal examination of the structures of the dorsal aspect of the foot
- ◆ Describe the normal examination of the structures of the palmar aspect of the foot
- ◆ Describe the least common pathologies that can affect the foot
- ◆ Learn how to perform ultrasound-guided dynamic assessment tests for the foot
- ◆ Describe the normal examination of the structures of the dorsal aspect of the forefoot
- ◆ Describe the normal examination of the structures of the palmar aspect of the forefoot
- ◆ Identify the most common lesions of the forefoot, to ensure correct ultrasound-guided treatment and/or monitoring of their evolution
- ◆ Describe the least common pathologies that can affect the forefoot
- ◆ Learn how to perform ultrasound-guided dynamic assessment tests for the forefoot

03

Course Management

In order to provide its students with a program of excellent quality, this TECH qualification is directed and taught by professionals actively working in the field of Physical Medicine and Rehabilitation and Physiotherapy, who have experience in ultrasound imaging for the Foot and Forefoot. These experts are responsible for creating and designing the educational resources that students will have throughout their academic period, ensuring that the knowledge provided remains fully updated.





“

Guided by the best experts in performing ultrasounds for the Foot and Forefoot, you will acquire the knowledge that will help you grow as a professional”

Management



Dr. Castillo Martín, Juan Ignacio

- ♦ Head of Physical Medicine and Rehabilitation Department at 12 de Octubre University
- ♦ Doctor Specialist in Physical and Rehabilitation Medicine, Hospital Complex Ruber Juan Bravo
- ♦ Rehabilitation Physician at the Traffic Accidents Unit of the Ruber Juan Bravo Hospital Complex
- ♦ Rehabilitation Physician at Recoletas Cuenca Hospital
- ♦ Coordinator of continuing education of the Spanish Society of Cardiology in Exercise Testing with Oxygen Consumption
- ♦ Associate Professor in UCM of the Faculty of Medicine
- ♦ Teaching coordinator in continuing education courses at the Health Department of the Community of Madrid: Tertiary prevention in chronic cardiopathic patients. Cardiac Rehabilitation
- ♦ Degree in Medicine and Surgery. University of Salamanca.
- ♦ Master's Degree in Cardiac Rehabilitation. SEC-UNED
- ♦ Master in and Disability Assessment UAM
- ♦ Master in Child Disability. UCM.
- ♦ PhD in Neuroscience. University of Salamanca.
- ♦ Member of: Spanish Society of Pediatric Cardiology

Professors

Dr. Santiago Nuño, Fernando

- ◆ Physiotherapist, Osteopath, Podiatrist and Co-Director of Nupofis Clinic
- ◆ Physiotherapist and podiatrist at Armstrong International Clinic
- ◆ Orthopedist at Ortoaccesible
- ◆ Professor of Musculoskeletal Ultrasound and Guided Infiltrations at UCM and UEM
- ◆ Doctor in Podiatry from UDC
- ◆ Specialized physiotherapist in Traumatology, Neurology, and Sports Injury Rehabilitation at Armstrong International Clinic
- ◆ Own Master's Degree in Advanced Clinical Podiatry from CEU - UCH
- ◆ Own Master's Degree in Clinical Management, Medical and Healthcare Direction from TECH- UCH
- ◆ Own Master's Degree in Musculoskeletal Ultrasound from CEU-UCH
- ◆ Master's Degree in Manual Therapy Specialist from UCM
- ◆ Online Master's Degree in Podiatry Research from URJC
- ◆ Master's Degree in Orthopedic Product Specialist and Supervisor from UCM

Dr. Casado Hernández, Israel

- ◆ Podiatrist and Podiatry Researcher
- ◆ Director of Vitalpie
- ◆ Podiatrist for youth football clubs such as Getafe CF and AD Alcorcón
- ◆ Associate Professor in university studies
- ◆ Author of over 20 scientific articles and 7 book chapters
- ◆ Doctor in Epidemiology and Clinical Research in Health Sciences from URJC
- ◆ Degree in Podiatric Medicine from Complutense University of Madrid
- ◆ Master's Degree in Podiatry Research from URJC

Mr. García Expósito, Sebastián

- ◆ Expert in Radiodiagnostic Applications and Techniques
- ◆ Radiodiagnostic Technician at the Women's Center of Sanitas
- ◆ Radiodiagnostic Technician at Hospital de la Zarzuela
- ◆ Graduate in Production of Bioimages from UNLZ

Ms. Moreno, Cristina Elvira

- ◆ Physiotherapist and Musculoskeletal Ultrasound Expert
- ◆ Physiotherapist at Nupofis Clinic
- ◆ Physiotherapist at Clínica Fisios Islas21
- ◆ Physiotherapist at Más Fisio Clinic
- ◆ Physiotherapist at the Parkinson Association Madrid
- ◆ Graduate in Physiotherapy from UCM
- ◆ Master's Degree in Musculoskeletal Ultrasound in Physiotherapy from CEU San Pablo University

Mr. Nieri, Martín Alejandro

- ◆ Diagnostic Imaging Technician Expert in Musculoskeletal Ultrasound
- ◆ Diagnostic Imaging Technician at the Son Espases University Hospital
- ◆ CEO of Ultrasound Assistance & Teleradiology Service SL
- ◆ Director of the Quality Control Department in Ultrasound at Ultrasound Assistance & Teleradiology Service SL
- ◆ Freelance Diagnostic Imaging Technician
- ◆ Teacher in medical training courses
- ◆ Participation in Ultrasound training courses

Dr. Pérez Calonge, Juan José

- ◆ Podiatrist Expert in Integral Foot Surgery
- ◆ Podiatrist at Podológica Gayarre Clinic
- ◆ Co-Author of the article *Direct Examination Technique of Onychomycosis using Potassium Hydroxide Microscopy*
- ◆ Doctor of Health Sciences from UPNA
- ◆ Master's Degree Official in Health Assessment from UCM
- ◆ Official Master's Degree in Advanced Podiatry from CEU
- ◆ Expert Podiatric Surgery from UCM
- ◆ Course in Infiltration of the Foot by UCM

Ms. Sánchez Marcos, Julia

- ◆ Physiotherapist, Osteopath, and Pilates Instructor at Clínica Nupofis
- ◆ Physiotherapist and Osteopath at Isabel Amoedo Physiotherapy Clinic
- ◆ Physiotherapist at Vithas Nuestra Señora de Fátima Hospital
- ◆ Physiotherapist at ASPODES-FEAPS
- ◆ Physiotherapist at Fisiosalud Clinic
- ◆ Master's Degree in Electrotherapy from CEU- UCH
- ◆ Expert in Sonographic Anatomy of the Musculoskeletal System from European University
- ◆ Neurodynamics Course by Zerapi Advanced Physiotherapy
- ◆ Percutaneous Therapeutic Electrolysis (EPTe) Course
- ◆ Myofascial and Articular Neurodynamic Fibrolysis "Hooks" Course by Instema
- ◆ Diathermy Course by Helios in Electromedicine





Mr. Santiago Nuño, José Ángel

- ◆ Physiotherapist, Osteopath, Dietitian, Nutritionist, and Co-director of Nupofis Clinic
- ◆ Dietitian and nutritionist in various physiological situations at Medicadiet
- ◆ Postgraduate Certificate in Physiotherapy from CEU San Pablo University
- ◆ Postgraduate Certificate in Human Nutrition and Dietetics from CEU San Pablo University
- ◆ Postgraduate Specialist in Food Exchange System for Diet Preparation and Menu Planning from the UPNA
- ◆ Physiotherapist specializing in Traumatology, Neurology, and Sports Injury Rehabilitation at Armstrong Internacional Clinic
- ◆ Master's Degree in Sports Physiotherapy Specialist from UCM
- ◆ Expert in Traditional Chinese Medicine and Acupuncture for Physiotherapists at UCLM

Dr. Teijeiro, Javier

- ◆ Director and physiotherapist at Atlas Physiotherapy Clinic
- ◆ Physiotherapist and Technical Director of the Physiotherapy Service at the San Pablo and San Lázaro Care Center in Mondoñedo
- ◆ Regional Delegate of the Spanish Society of Ultrasound and Physiotherapy
- ◆ Physiotherapist at the Dinán Viveiro Clinic
- ◆ Ph.D. in Health, Disability, Dependence, and Well-being
- ◆ Master's Degree in Natural Medicine and its Applications in Primary Care from the USC
- ◆ Master's Degree in Pharmacology for Physiotherapists from the University of Valencia
- ◆ Official Master's Degree in Disability and Dependence Intervention from the UDC
- ◆ Master's Degree in Diagnostic Imaging from the University of Valencia
- ◆ Postgraduate Diploma in Musculoskeletal Ultrasound by UFV

04

Structure and Content

The syllabus of this Postgraduate Certificate consists of 1 module through which the student will enhance their knowledge in the diagnostic and therapeutic aspects of injuries to the Foot and Forefoot using ultrasound, from a physiotherapy perspective. All educational materials that the student will access during the duration of this qualification are available in formats such as explanatory videos, interactive summaries, or evaluative tests. This, combined with the 100% online methodology that allows access to these contents 24 hours a day, will promote optimized learning.



“

Enjoy a qualification entirely developed and designed by the best specialists in Physical Medicine and Rehabilitation and Physiotherapy"

Module 1. Ultrasound of the Lower Limb: Foot

- 1.1. Normal Sonoanatomy of the foot
- 1.2. Examination of structures of the dorsal, lateral, and medial face
- 1.3. Examination of the Plantar Aspect Structures
- 1.4. Foot Pathology
- 1.5. Most Common Pathology of the Foot
- 1.6. Dynamic Tests on the Foot

Module 2. Ultrasound of the Lower Limb: Forefoot

- 2.1. Normal Sonoanatomy of the Forefoot
- 2.2. Examination of the Dorsal Aspect Structures
- 2.3. Examination of the Plantar Aspect Structures
- 2.4. Forefoot Pathology
- 2.5. Most Common Pathology of the Forefoot
- 2.6. Dynamic Forefoot Tests
- 2.7. Clinical Cases



“

Through mediums such as video, interactive summaries, or readings, you will be able to acquire learning tailored fully to your study needs”

05

Methodology

This academic program offers students a different way of learning. Our methodology uses a cyclical learning approach: **Relearning**.

This teaching system is used, for example, in the most prestigious medical schools in the world, and major publications such as the **New England Journal of Medicine** have considered it to be one of the most effective.





“

Discover Relearning, a system that abandons conventional linear learning, to take you through cyclical teaching systems: a way of learning that has proven to be extremely effective, especially in subjects that require memorization"

At TECH we use the Case Method

What should a professional do in a given situation? Throughout the program, students will face multiple simulated clinical cases, based on real patients, in which they will have to do research, establish hypotheses, and ultimately resolve the situation. There is an abundance of scientific evidence on the effectiveness of the method. Physiotherapists/kinesiologists learn better, faster, and more sustainably over time.

With TECH you will experience a way of learning that is shaking the foundations of traditional universities around the world.



According to Dr. Gérvas, the clinical case is the annotated presentation of a patient, or group of patients, which becomes a "case", an example or model that illustrates some peculiar clinical component, either because of its teaching power or because of its uniqueness or rarity. It is essential that the case is based on current professional life, trying to recreate the real conditions of professional physiotherapy practice.

“

Did you know that this method was developed in 1912, at Harvard, for law students? The case method consisted of presenting students with real-life, complex situations for them to make decisions and justify their decisions on how to solve them. In 1924, Harvard adopted it as a standard teaching method”

The effectiveness of the method is justified by four fundamental achievements:

1. Physiotherapists/kinesiologists who follow this method not only grasp concepts, but also develop their mental capacity, by evaluating real situations and applying their knowledge.
2. The learning process has a clear focus on practical skills that allow the physiotherapist/kinesiologist to better integrate into the real world.
3. Ideas and concepts are understood more efficiently, given that the example situations are based on real-life.
4. Students like to feel that the effort they put into their studies is worthwhile. This then translates into a greater interest in learning and more time dedicated to working on the course.



Relearning Methodology

At TECH we enhance the case method with the best 100% online teaching methodology available: Relearning.

This university is the first in the world to combine the study of clinical cases with a 100% online learning system based on repetition, combining a minimum of 8 different elements in each lesson, a real revolution with respect to the mere study and analysis of cases.



The physiotherapist/kinesiologist will learn through real cases and by solving complex situations in simulated learning environments. These simulations are developed using state-of-the-art software to facilitate immersive learning.

At the forefront of world teaching, the Relearning method has managed to improve the overall satisfaction levels of professionals who complete their studies, with respect to the quality indicators of the best online university (Columbia University).

With this methodology we trained more than 65,000 physiotherapists/kinesiologists with unprecedented success in all clinical specialties, regardless of the workload. Our pedagogical methodology is developed in a highly competitive environment, with a university student body with a strong socioeconomic profile and an average age of 43.5 years old.

Relearning will allow you to learn with less effort and better performance, involving you more in your training, developing a critical mindset, defending arguments, and contrasting opinions: a direct equation for success.

In our program, learning is not a linear process, but rather a spiral (learn, unlearn, forget, and re-learn). Therefore, we combine each of these elements concentrically.

The overall score obtained by our learning system is 8.01, according to the highest international standards.



This program offers the best educational material, prepared with professionals in mind:



Study Material

All teaching material is produced by the specialists who teach the course, specifically for the course, so that the teaching content is really specific and precise.

These contents are then applied to the audiovisual format, to create the TECH online working method. All this, with the latest techniques that offer high quality pieces in each and every one of the materials that are made available to the student.



Physiotherapy Techniques and Procedures on Video

TECH brings students closer to the latest techniques, the latest educational advances and to the forefront of current Physiotherapy techniques and procedures. All of this in direct contact with students and explained in detail so as to aid their assimilation and understanding. And best of all, you can watch them as many times as you want.



Interactive Summaries

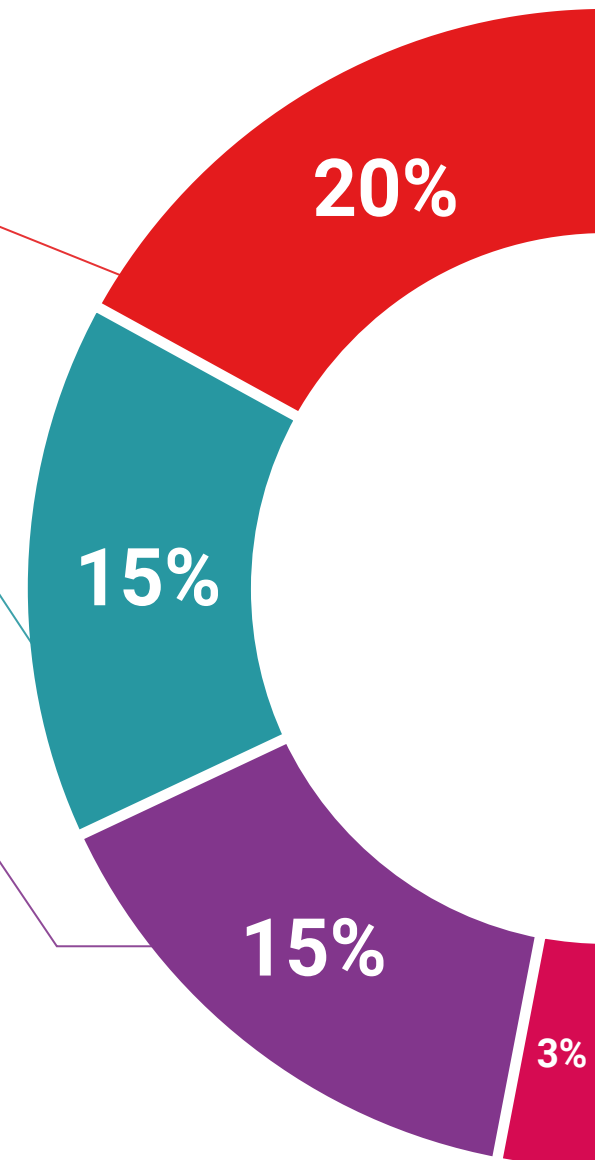
The TECH team presents the contents attractively and dynamically in multimedia lessons that include audio, videos, images, diagrams, and concept maps in order to reinforce knowledge.

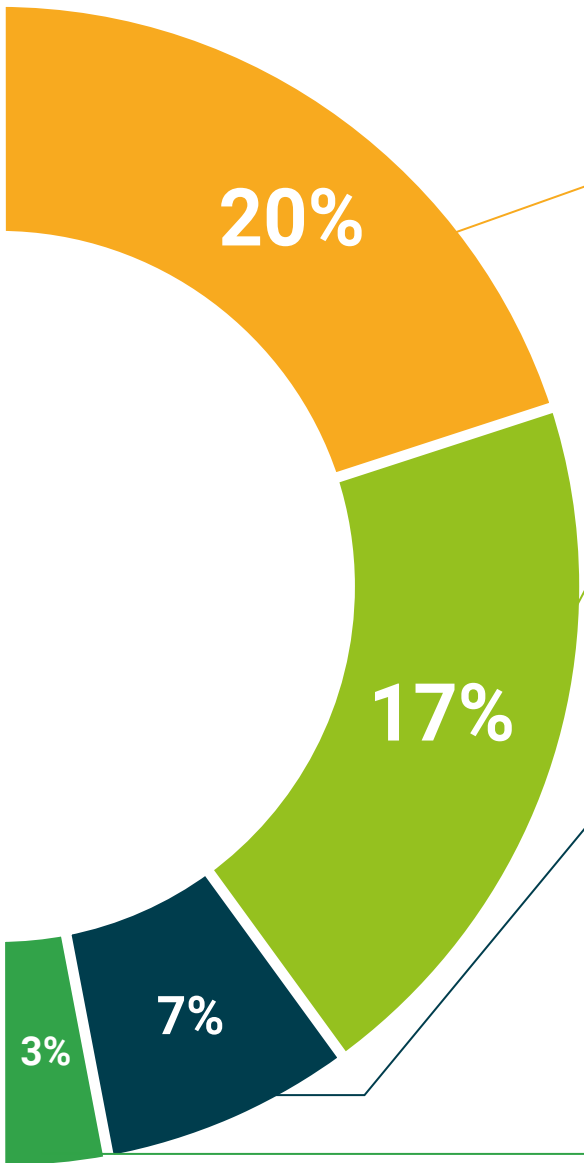
This unique multimedia content presentation training system was awarded by Microsoft as a "European Success Story".



Additional Reading

Recent articles, consensus documents and international guidelines, among others. In TECH's virtual library, students will have access to everything they need to complete their course.





Expert-Led Case Studies and Case Analysis

Effective learning ought to be contextual. Therefore, TECH presents real cases in which the expert will guide students, focusing on and solving the different situations: a clear and direct way to achieve the highest degree of understanding.



Testing & Retesting

We periodically evaluate and re-evaluate students' knowledge throughout the program, through assessment and self-assessment activities and exercises, so that they can see how they are achieving their goals.



Classes

There is scientific evidence on the usefulness of learning by observing experts. The system known as Learning from an Expert strengthens knowledge and memory, and generates confidence in future difficult decisions.



Quick Action Guides

TECH offers the most relevant contents of the course in the form of worksheets or quick action guides. A synthetic, practical, and effective way to help students progress in their learning.



06 Certificate

The Postgraduate Certificate in Foot and Forefoot Ultrasound in Physiotherapy guarantees students, in addition to the most rigorous and up-to-date education, access to a Postgraduate Certificate issued by TECH Global University.



“

*Successfully complete this program
and receive your university qualification
without having to travel or fill out
laborious paperwork”*

This program will allow you to obtain your **Postgraduate Certificate in Foot and Forefoot Ultrasound in Physiotherapy** endorsed by **TECH Global University**, the world's largest online university.

TECH Global University is an official European University publicly recognized by the Government of Andorra ([official bulletin](#)). Andorra is part of the European Higher Education Area (EHEA) since 2003. The EHEA is an initiative promoted by the European Union that aims to organize the international training framework and harmonize the higher education systems of the member countries of this space. The project promotes common values, the implementation of collaborative tools and strengthening its quality assurance mechanisms to enhance collaboration and mobility among students, researchers and academics.

This **TECH Global University** title is a European program of continuing education and professional updating that guarantees the acquisition of competencies in its area of knowledge, providing a high curricular value to the student who completes the program.

Title: **Postgraduate Certificate in Foot and Forefoot Ultrasound in Physiotherapy**

Modality: **online**

Duration: **6 weeks**

Accreditation: **8 ECTS**



*Apostille Convention. In the event that the student wishes to have their paper diploma issued with an apostille, TECH Global University will make the necessary arrangements to obtain it, at an additional cost.



Postgraduate Certificate

Foot and Forefoot Ultrasound in Physiotherapy

- » Modality: online
- » Duration: 6 weeks
- » Certificate: TECH Global University
- » Credits: 8 ECTS
- » Schedule: at your own pace
- » Exams: online

Postgraduate Certificate

Foot and Forefoot Ultrasound in Physiotherapy