

Hybrid Professional Master's Degree

Diagnosis in Physiotherapy





Hybrid Professional Master's Degree Diagnosis in Physiotherapy

Course Modality: Hybrid (Online + Clinical Internship)

Duration: 12 months.

Certificate: TECH Technological University

Teaching Hours: 1,620 hours.

Website: www.techtute.com/us/physiotherapy/hybrid-professional-master-degree/hybrid-professional-master-degree-diagnosis-physiotherapy

Index

01

Introduction

p. 4

02

Why Study this Hybrid
Professional Master's Degree?

p. 8

03

Objectives

p. 12

04

Skills

p. 18

05

Course Management

p. 22

06

Educational Plan

p. 26

07

Clinical Internship

p. 34

08

Where Can I Do the Clinical
Internship?

p. 40

09

Methodology

p. 48

10

Certificate

p. 56

01

Introduction

In recent years there has been an enormous transformation in physiotherapy which, thanks to the emergence of new technologies and procedures, has been able to incorporate new diagnostic processes into the discipline. Therefore, nowadays professionals have at their disposal an enormous number of new techniques with which they can accurately detect different pathologies and injuries that may affect the locomotor system. This program, therefore, has been designed to bring all these advances to physiotherapists, while offering them an opportunity to put them into practice during an intensive 3-week stay in a prestigious specialized center.





“

Learn about the latest advances in diagnostic processes of physiotherapy and put them into practice in an intensive stay that TECH puts at your disposal"

One of the clinical disciplines that has advanced most recently is physiotherapy. The emergence of numerous technologies has led to incorporation of new techniques to treat various injuries and pathologies in this area. In addition, diagnostic processes have also been improved, so that it is now possible to diagnose very accurately patients and users seeking the best solutions from physiotherapist.

Therefore, this Hybrid Professional Master's Degree in Diagnosis in Physiotherapy offers professionals an opportunity to update their knowledge, integrating the best tools for injury detection into their daily practice. Therefore, in this program, you will be able to delve into aspects such as temporomandibular biomechanics, new techniques applied to neurological physiotherapy, pathology of facial paralysis, relationship between pain and imaging tests, diagnosis in geriatrics or manual diagnostic methods, among others.

This program is developed in two phases, one online and the other face-to-face. During the online phase, professionals will have access to the best multimedia materials: case studies, procedural videos, master classes, readings or interactive summaries. At the same time, you will receive guidance from a teaching staff composed of specialists in this area. In addition, TECH's online method has been designed to allow professionals to continue working without interrupting their work, so it will be completely adapted to their circumstances.

After this stage, physiotherapists will be able to carry out a practical stay of 3 weeks in a specialized center of recognized prestige where they will have contact with real patients. This way, you will be able to complete the theoretical-practical learning from an intensive stay that will be carried out during 8-hour continuous days.

This **Hybrid Professional Master's Degree in Diagnosis in Physiotherapy** contains the most complete and updated scientific program on the market. Its most outstanding features are:

- Development of more than 100 clinical cases presented by physiotherapist professionals with expertise in diagnosis
- The graphic, schematic, and practical contents with which they are created, provide scientific and practical information on the disciplines that are essential for professional practice
- Diagnosis of patients requiring physiotherapy care and treatment
- An interactive learning system that will facilitate the acquisition of new competencies by professionals
- All this will be complemented by theoretical lessons, questions to the expert, debate forums on controversial topics, and individual reflection assignments.
- Availability of content from any fixed or portable device with an Internet connection
- In addition, you will be able to perform a clinical internship in one of the best hospitals in the country



Make a practical and intensive stay of 3 weeks in a prestigious center where you will learn about the most advanced methods of physiotherapy diagnosis"

“

You will be able to update you in the best diagnostic methods of physiotherapy thanks to the practical stay of this program and its online methodology, with which you will acquire theoretical and practical knowledge more advanced”

In this Professional Master's Degree proposal of a professional nature and blended learning modality, the program is intended to update physiotherapy professionals who are looking for an update in their diagnostic methods. Contents are based on latest scientific evidence, and oriented in a didactic way to integrate theoretical knowledge in physiotherapist's practice, and theoretical-practical elements will facilitate updating of knowledge and will allow decision making in patient management.

Thanks to its multimedia content developed with latest educational technology, they will allow physiotherapy professionals a situated and contextual learning, that is to say, a simulated environment that will provide an immersive learning programmed to train in real situations. This program is designed around Problem-Based Learning, whereby the professional must try to solve the different professional practice situations that arise throughout the program. For this purpose, the student will be assisted by an innovative interactive video system created by renowned experts.

This program will allow you to delve into latest developments on issues such as the relationship between pain and imaging tests or diagnosis in geriatric patients.

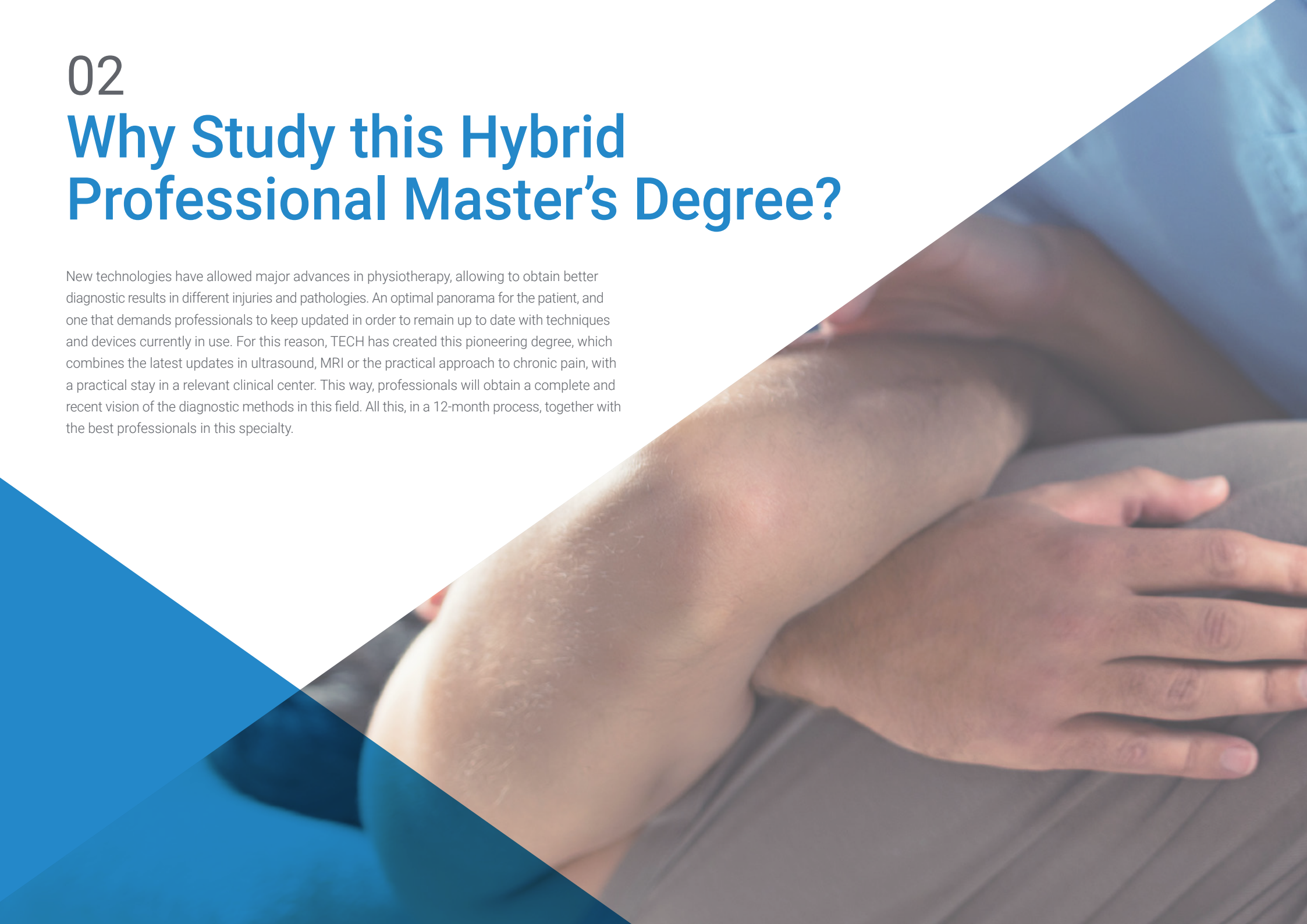
Physiotherapy has undergone a great revolution in recent years. Don't miss this opportunity and get updated with this Hybrid Professional Master's Degree.



02

Why Study this Hybrid Professional Master's Degree?

New technologies have allowed major advances in physiotherapy, allowing to obtain better diagnostic results in different injuries and pathologies. An optimal panorama for the patient, and one that demands professionals to keep updated in order to remain up to date with techniques and devices currently in use. For this reason, TECH has created this pioneering degree, which combines the latest updates in ultrasound, MRI or the practical approach to chronic pain, with a practical stay in a relevant clinical center. This way, professionals will obtain a complete and recent vision of the diagnostic methods in this field. All this, in a 12-month process, together with the best professionals in this specialty.



“

Get the most updated and scientifically rigorous information on the benefits of physiotherapy in patients with post-surgical facial paralysis”

1. Updating from the latest technology available

There is no doubt that improvements in diagnostic devices in Physiotherapy have brought enormous benefits to patients and a need for specialists to keep updated. Especially those who wish to delve into the most effective treatments for chronic pain, temporomandibular pathologies or delve into new paradigms in physical therapy. For this reason, and with the purpose of bringing specialists closer to these state-of-the-art procedures and technology, this Hybrid Professional Master's Degree was created. A program that perfectly combines theory and practice to offer the most advanced and current knowledge in diagnostics.

2. Gaining In-Depth Knowledge from the Experience of Top Specialists

Specialists will be accompanied during this pedagogical process by, firstly, an excellent teaching staff and, secondly, a team of professionals who make up the staff of a prestigious clinical center. In both cases, TECH provides guarantee of being able to obtain the most relevant and recent information in diagnosis applied to physiotherapy, whose techniques and methodologies can be integrated by the specialist in their daily praxis.

3. Entering First-Class Clinical Environments

One of the pillars of this Hybrid Professional Master's Degree is a 3-week internship in a leading clinical center. This provides professionals with a much more direct and closer view of the diagnostic practice in physiotherapy. This way, and under a rigorous selection of sanitary spaces, TECH guarantees access to a first class environment of highest excellence.





4. Combining the Best Theory with State-of-the-Art Practice

In this degree TECH is a pioneer in offering the physiotherapy professional, advanced clinical knowledge through an advanced theoretical framework and 100% online, combined with a practical phase in a prestigious center. A Certificate that adapts to profiles with the most demanding responsibilities and that responds to meet needs of obtaining a more direct vision of diagnostic techniques through a 3-week stay.

5. Expanding the Boundaries of Knowledge

The techniques, methods, equipment and concepts updated through this Certificate not only allow professionals to update their knowledge, but also to integrate this knowledge into their daily practice. And, if you wish, you can even broaden your scope and perform procedures observed in any top-level clinical center.



It deepens in the most relevant theory in this field, subsequently applying it in a real work environment"

03

Objectives

Thanks to this program, physiotherapists will be able to learn about the main current diagnostic methods so that they can incorporate them directly into their practice or clinic. This will ensure immediate professional progress, as your patients will get the most accurate diagnoses, so that they can then receive the most appropriate treatment adjusted to their specific pathology. Therefore, this Certificate is perfect for the physiotherapist who is looking for new ways to increase their prestige, as it will make them one of the most reputable professionals in their field.





“

Based on the highest scientific rigor, this program will provide you with the update you need to keep up to date with all the advances in physiotherapy diagnostics"



General Objective

- The main objective of this Hybrid Professional Master's Degree in Diagnosis in Physiotherapy is to provide professionals with the best techniques for the detection of injuries and pathologies in this discipline. For this reason, TECH has designed an itinerary that covers the most recent advances in this area, and gives you the opportunity, later on, to put them into practice in an intensive 3-week stay offered by TECH



Advance professionally by incorporating the best diagnostic procedures into your practice"





Specific Objectives

Module 1. Diagnosis in Physiotherapy

- ♦ To know about the evolution of the different diagnostic techniques that Diagnosis in Physiotherapy has undergone since its origin as a profession independent from nursing, giving importance to all aspects of Diagnosis in Physiotherapy, from the patient interview, the anamnesis, and all the objective and subjective contributions they can provide, to the latest techniques of assessment and diagnosis

Module 2. Diagnosis in Upper Limbs

- ♦ To make correct, early and differential diagnoses in shoulder, elbow and hand (joints of great complexity, complex biomechanics and with a huge number of soft parts surrounding them), which will turn an injury into a recovery
- ♦ To know how to differentiate between different types of lesions that surround each of these joints, as well as to diagnose them with correct tests and correct assessments

Module 3. Temporomandibular Pathology

- ♦ To study in depth the temporomandibular joint: its anatomy, its biomechanics, its evaluation and how to apply it to the treatment in order to be able to see its relationship with other pathologies
- ♦ To analyze all types of dynamic and static tests that currently exist in order to be accurate with their diagnosis and treatment

Module 4. Spinal Column Diagnosis

- ♦ To know how to differentiate among all types of assessment and evaluation which are the most effective in order to reach an early diagnosis of possible spinal pathologies
- ♦ To study the spine in its different stages of evolution and recognise the most frequent developmental disorders

Module 5. Neurology

- ♦ To deepen knowledge of the neuroanatomy and neurophysiology of the central and peripheral nervous system
- ♦ To learn different types of neuropathologies, in order to be able to make a correct functional assessment of this type of patients
- ♦ To know specific methods of intervention in neurological physiotherapy and new technologies that can be applied

Module 6. Pathology of Facial Paralysis

- ♦ To know main causes of facial nerve pathologies
- ♦ To learn how to diagnose the different types and determine the best treatments for each type

Module 7. Chronic Pain

- ♦ To know the different types of pain
- ♦ To know how to differentiate between acute pain and chronic pain
- ♦ To know the relationship between pain and imaging tests
- ♦ To learn how pain affects patients, how to examine them correctly and thoroughly, and how to establish a practical approach for these patients

Module 8. Therapeutic Exercise

- ♦ To prevent and readapt a large number of pathologies and injuries thanks to therapeutic exercise
- ♦ To know the phases of motor learning
- ♦ To know the importance of the core in this type of work and be aware of the influence of proprioception in learning





Module 9. Geriatrics

- ♦ To provide the necessary knowledge to be able approach to Physiotherapy in Geriatrics correctly
- ♦ To know the most frequent pathologies that the professional may face, in order to know how to identify them through Diagnosis in Physiotherapy
- ♦ To develop the most appropriate therapy in each case
- ♦ To know the biomechanical disorders that develop in the geriatric patient and how these structural disorders affect each function
- ♦ To demonstrate the importance of therapeutic exercise for these patients to work on strength and elasticity, and try to keep them healthy

Module 10. Diagnosis of the Lower Limbs

- ♦ To know the most frequent pathologies of the lower limb.
- ♦ To perform rapid diagnostics through the most effective means, in order to correctly manage recovery
- ♦ To pay special attention to new diagnostic methods, both manual and imaging, and how to use them to aid recovery

04 Skills

Learn how to diagnose the different types and determine the best treatments for each type. This way, they will incorporate into their daily work the best diagnostic methods that have appeared in recent years, driven by the technological development that has appeared in various clinical and healthcare fields recently. Therefore, by completing this program, the physiotherapist will have been completely updated, so that they will be able to offer their patients the best specific options for their pathologies.





“

All the skills needed to meet the daily challenges of physiotherapy are here”



General Skills

- ◆ Perform appropriate Physiotherapy Diagnoses, in order to be able to apply more precise treatments adapted to each pathology, improving the health and well-being of patients



The eminently practical perspective of this program will allow you to integrate the most advanced and useful diagnostic methods of current physiotherapy into your daily work"





Specific Skills

- ◆ Deepen your knowledge of the diagnosis of the most frequent pathologies of different specialisms within Physiotherapy
- ◆ Identify pathologies related to the field of Physical Therapy as accurately as possible and as early as possible
- ◆ Identify the main pathologies of the shoulder, elbow, wrist and hand
- ◆ Specialization in temporomandibular pathologies
- ◆ Perform accurate spinal diagnostics
- ◆ Identifying and treating chronic pain
- ◆ Direct the patient towards an effective functional recovery
- ◆ Perform the best diagnosis with the latest techniques and best practices
- ◆ Use therapeutic exercise as part of your treatment
- ◆ View the patient as a whole and not just as an injured area

05

Course Management


To learn about the latest developments in this complex field of physiotherapy, it is necessary to receive guidance from the best experts. For this reason, TECH has brought together the most prestigious professionals in this discipline, specialized in new diagnostic methods. This way, students will have access to the best learning and the best knowledge, transmitted by active professionals who know the current reality of this field.



“

Leading professionals in physiotherapy field will provide you with the latest advances in diagnostic methods, driven by the most recent scientific and technological breakthroughs”

Management



Mr García Coronado, Luis Pablo

- ♦ Supervisor of the Physiotherapy Department at La Paz University Hospital
- ♦ Physiotherapist at Paz University Hospital, Madrid
- ♦ Physiotherapist at Adidas Runners Madrid
- ♦ Owner and director of Fisioganas SL
- ♦ Owner of 3Metros
- ♦ Owner and director of Fisioespaña CB
- ♦ Diploma in Physiotherapy from the European University
- ♦ MBA in Business Administration and Management by EAE Business School

Professors

Mr. López Pozo, Sergio

- ♦ Expert Physiotherapist in Temporomandibular Disorders and Facial Paralysis
- ♦ Physiotherapist co-responsible for the Facial Paralysis Unit at the Clínica Dermatológica Internacional.
- ♦ Physiotherapist at La Paz University Hospital
- ♦ Author of various scientific publications
- ♦ Coordinator of supervised internships for Physiotherapy university students
- ♦ Speaker at Physical Therapy Congresses and Courses

Ms. Sanz Tena, Elisa

- ♦ Physiotherapist at Paz University Hospital, Madrid
- ♦ Assistant Physiotherapist in Geriatric Rehabilitation at ORPEA Residence and Day Care Center for the Elderly
- ♦ Physiotherapist at Medi Recon Clinic
- ♦ Expert in Osteopathy by the Madrid School of Osteopathy.
- ♦ Postgraduate Certificate in Physiotherapy from the Universidad Rey Juan Carlos
- ♦ Certificate in Management of Social Services Centers in IMAFE
- ♦ Program in Manual Lymphatic Drainage, Specific Bandages and Pressotherapy by the École de Drainage Lymphatique à Bruxelles
- ♦ Member of several congresses and seminars in the service of his specialty.

Mr. Cavero Cano, Jorge

- ♦ Responsible for the Physiotherapy Area at Clínica DKF
- ♦ Physiotherapist at CB Las Rozas
- ♦ Physiotherapist at Premiummadrid
- ♦ Physiotherapist at Clinique de Réhabilitation Jérôme Fabregues
- ♦ Postgraduate Certificate in Physiotherapy from the Complutense University of Madrid
- ♦ Expert in Neuroorthopedic Manual Therapy by La Salle University.
- ♦ Expert in Manual Therapy by the Institute of Manual Therapy of Paris
- ♦ Course in Advanced Ultrasound by Helios Electromedicina

Mr. Rodríguez del Rincón, Francisco José

- ♦ Physiotherapist Expert in Manual Therapy and Osteopathy
- ♦ Director of the private clinic El Árbol de Castelló
- ♦ Physiotherapist at Hospital de la Moraleja
- ♦ Home physiotherapist for patients with physical and mental disabilities
- ♦ Physiotherapist at private clinics
- ♦ Postgraduate Certificate in Physiotherapy from the European University of Madrid
- ♦ Technician specialized in Pathological Anatomy
- ♦ Education in numerous courses related to Physiotherapy

Ms. Márquez González, Ana Fresia

- ♦ Sports Physiotherapist and Expert in Fibromyalgia treatment
- ♦ Physiotherapist at Cajasol Volleyball
- ♦ Physiotherapist at CAPA Triathlon Club
- ♦ Physiotherapist at En3nate Sports Center
- ♦ Physiotherapist at Fibromyalgia Association of Seville
- ♦ Participant in a research project on Fibromyalgia
- ♦ Degree in Physiotherapy from the University of Seville
- ♦ ThePower MBA Professional Master's Degree
- ♦ Fibromyalgia Expert Course
- ♦ Course in Pilates by the Spanish Pilates Federation



The eminently practical perspective of this program will allow you to integrate the most advanced and useful diagnostic methods of current physiotherapy into your daily work"

06

Educational Plan

The syllabus of this Hybrid Professional Master's Degree has been designed by leading specialists in this Physiotherapy area, and will provide professionals, throughout 10 modules, with the latest advances in issues such as diagnostic imaging techniques, mechanical diagnostic techniques, neurological lesions of MMSS, therapeutic techniques that help the treatment of patients with craniomandibular disorder or the participation of the immune system in acute and chronic pain processes.



“

You have a library of multimedia resources that you can easily access whenever you wish”

Module 1. Diagnosis in Physiotherapy

- 1.1 Diagnostic Imaging Techniques
 - 1.1.1. Ultrasound
 - 1.1.2. MRI and CT
 - 1.1.3. Rx
- 1.2. The Patient as a Whole
- 1.3. Mechanical Diagnostic Techniques
 - 1.3.1. Muscular Tests
 - 1.3.2. Joint Tests
- 1.4. Manual Diagnostic Techniques
 - 1.4.1. Muscular Tests
 - 1.4.2. Joint Tests
- 1.5. Interview with the Patient
 - 1.5.1. Medical History
- 1.6. Environmental and Personal Contextual Factors
 - 1.6.1. Health and the Patient
 - 1.6.2. Concept of the Patient
- 1.7. History of Physiotherapy
 - 1.7.1. Origin, Evolution and Current Situation
- 1.8. New Paradigms in Physical Therapy
 - 1.8.1. New Approaches and New Treatment Techniques
- 1.9. Physiotherapy and Exercise
 - 1.9.1. Exercise as a Treatment Technique
 - 1.9.2. Different Types of Exercise
- 1.10. Steps to Follow in a Diagnosis in Physiotherapy
 - 1.10.1. From the Interview to the Start of Treatment



Module 2. Diagnosis in Upper Limbs

- 2.1. Shoulder Pathology
 - 2.1.1. Tendinopathies
 - 2.1.2. Instability
 - 2.1.3. Retractable Capsulitis
 - 2.1.4. Fractures
- 2.2. Elbow Pathology
 - 2.2.1. Tendinopathies: Epicondylitis and Epitrocleitis
 - 2.2.2. Fractures
 - 2.2.3. Neurovascular Pathology
- 2.3. Wrist and Hand Pathology
 - 2.3.1. Tendinopathies
 - 2.3.2. Fractures
 - 2.3.3. Neurovascular Pathology
- 2.4. MMSS Anatomy
 - 2.4.1. Shoulder
 - 2.4.2. Elbow
 - 2.4.3. Wrist and Hand
- 2.5. Sports Injuries in the Shoulder
 - 2.5.1. Traumatic
 - 2.5.2. Due to Overuse
- 2.6. Sports Injuries in the Elbow
 - 2.6.1. Traumatic
 - 2.6.2. Due to Overuse
- 2.7. Sports Injuries of the Wrist and Hand
 - 2.7.1. Traumatic
 - 2.7.2. Due to Overuse
- 2.8. Neurological Lesions of MMSS
 - 2.8.1. Shoulder
 - 2.8.2. Elbow
 - 2.8.3. Wrist and Hand
- 2.9. Frequent Pathologies of MMSS
- 2.10. Conclusions

Module 3. Temporomandibular Pathology

- 3.1. Temporomandibular Anatomy
 - 3.1.1. Branch: Ophthalmic Nerve (Sensory)
 - 3.1.2. Branch: Maxillary Nerve (Sensory)
 - 3.1.3. Branch: Mandibular Nerve (Sensory - Motor)
- 3.2. Temporomandibular Biomechanics
 - 3.2.1. Articular surfaces, joint capsule, synovial system, direct and indirect ligaments, musculature, innervation, vascularization, sagittal plane movements, coronal plane movements
- 3.3. Temporomandibular Pathology
 - 3.3.1. Articular
 - 3.3.2. Muscular
 - 3.3.3. Neural
- 3.4. Temporomandibular Diagnosis
- 3.5. Static Tests
 - 3.5.1. Slippages: Lateral, Medial, Motor Barrier
- 3.6. Dynamic Tests
 - 3.6.1. Macromobility: Mandibular Opening, Diduction, Protrusion, Retrusion
- 3.7. Temporomandibular Treatment
 - 3.7.1. Degrees of Mobilization, Types of Mobilization, Slips (Directions), Speed of Mobilization
- 3.8. Therapeutic Exercise
 - 3.8.1. Aerobic exercise, therapeutic techniques that aid in the treatment of patients with craniomandibular disorder
- 3.9. Motor Control
 - 3.9.1. Motor Role: Stabilizing Muscles, Dynamic Muscles, Mirror, Stabilizer, Tongue Guide
- 3.10. Invasive Techniques in Physiotherapy
 - 3.10.1. Dry Puncture: Superficial, Deep. Myofascial Trigger Point Treatment

Module 4. Spinal Column Diagnosis

- 4.1. Scoliosis
 - 4.1.1. Etiopathogenesis.
 - 4.1.2. Treatment
 - 4.1.3. Prevention
- 4.2. Lumbalgias
 - 4.2.1. Disk Pain
 - 4.2.2. Facet Pain
 - 4.2.3. Instability
- 4.3. Spinal Column Pathology
 - 4.3.1. Cervical
 - 4.3.2. Dorsal:
 - 4.3.3. Lumbar
- 4.4. Spinal Disorders
- 4.5. Pelvis Pathology
 - 4.5.1. Chronic Pelvic Pain
 - 4.5.2. Pubalgia
 - 4.5.3. Fractures
- 4.6. Cervicalgia
 - 4.6.1. With Restricted Movement
 - 4.6.2. Associated with Headache
 - 4.6.3. Associated with Movement Disorders: Whiplash
 - 4.6.4. Radiculopathy
- 4.7. Sports Injuries
 - 4.7.1. Traumatic
 - 4.7.2. Due to Overuse
- 4.8. Anatomy of the Spine
 - 4.8.1. Cervical
 - 4.8.2. Dorsal:
 - 4.8.3. Lumbar
 - 4.8.4. Pelvis

- 4.9. Biomechanics of the Spine
 - 4.9.1. Cervical
 - 4.9.2. Dorsal:
 - 4.9.3. Lumbar
 - 4.9.4. Pelvis
- 4.10. Spinal Test
 - 4.10.1. Physical Examination of the Cervical Column
 - 4.10.2. Physical Examination of the Dorsal Column:
 - 4.10.3. Physical Examination of the Lumbar Column

Module 5. Neurology

- 5.1. CNS and PNS Neuroanatomy and Neurophysiology
- 5.2. CNS and PNS Neuropathology
 - 5.2.1. Diseases Associated with Vascular Problems (ACVA/ICTUS)
 - 5.2.2. Diseases Associated with Infectious Processes
 - 5.2.3. Other diseases
- 5.3. Functional Assessment of a Neurology Patient.
- 5.4. Image Assessment and Interpretation
- 5.5. Technical and Orthopedic Aids
 - 5.5.1. Mobility Aids
 - 5.5.2. Static and Dynamic Splints
- 5.6. Specific Methods of Intervention in Neurological Physiotherapy
 - 5.6.1. Kabat Method
 - 5.6.2. Bobath Method
 - 5.6.3. Vojta Method
 - 5.6.4. Perfetti Method
 - 5.6.5. Le Métayer Method
- 5.7. New Techniques Applied to Neurological Physiotherapy
 - 5.7.1. Craniosacral Therapy and Meningeal Approach
- 5.8. Pharmacology for Neurological Patients
- 5.9. Neuropsychology.
 - 5.9.1. Psychoemotional Approach
 - 5.9.2. Social Approach
- 5.10. Conclusions

Module 6. Pathology of Facial Paralysis

- 6.1. Anatomy of Facial Nerves
 - 6.1.1. Intracranial Course, Relevant Structures that Cross the Nerve
 - 6.1.2. Extracranial Pathway, 5 Motor Branches: Temporal, Zygomatic, Buccal, Mandibular and Cervical.
- 6.2. Facial Nerve Pathology
 - 6.2.1. Clinical Presentation of Central Paralysis: Middle Cerebral Artery.
 - 6.2.2. Clinical Presentation of Peripheral Paralysis: VII Cranial Nerve
- 6.3. Etiology of Facial Paralysis
 - 6.3.1. Viral, Tumor, Trauma, Idiopathic, Otological, Iatrogenic
- 6.4. Reconstructive Surgery for Facial Paralysis
 - 6.4.1. Nerve Anastomoses and Microvascularized Grafts
 - 6.4.2. Masseteric–Facial Nerve Anastomosis
 - 6.4.3. Hypoglossal Facial Nerve Anastomosis
 - 6.4.4. Gracilis/Tensor Fascia Lata Microvascularized Graft
- 6.5. Diagnosis of Facial Paralysis: Sunnybrook Scale/House-Brackmann Scale
 - 6.5.1. Interpretation and Formulation of Both Scales, as well as Usefulness in Clinical Practice
- 6.6. Post-Surgery Facial Paralysis Treatment
 - 6.6.1. Indications, Contraindications, Progression of Re-education
- 6.7. Facial Paralysis Treatment: Facial Neuromuscular Re-education
 - 6.7.1. Basis of Re-education, Guidelines for the Patient, Common Errors
- 6.8. Botulinum Toxin and Facial Paralysis
 - 6.8.1. Importance of Toxins in paralysis. When, how, where and by whom should it be used?
- 6.9. Aberrant Reinnervation and Synkinesias
 - 6.9.1. What are Synkinesias and Aberrant Reinnervation? Keys to Combat
- 6.10. Fundamental Contraindications in the Treatment of Facial Paralysis

Module 7. Chronic Pain

- 7.1. Chronic Pain
 - 7.1.1. Context
- 7.2. Phantom Pain
 - 7.2.1. Virtual Body
- 7.3. Difference Between Chronic Pain and Acute Pain
 - 7.3.1. Acute Pain
 - 7.3.2. Differential Diagnosis between Acute Pain and Chronic Pain
- 7.4. The Relationship between Pain and Imaging Tests
 - 7.4.1. Relation of Pain Intensity to Reality
 - 7.4.2. Imaging Tests Frequently Prescribed for the Diagnosis of Chronic Pain Conditions
- 7.5. Risk Factors for Chronic Pain
 - 7.5.1. Gender
 - 7.5.2. Age
 - 7.5.3. Genetic Inheritance
 - 7.5.4. Lifestyle
- 7.6. Pain and the Immune System
 - 7.6.1. Involvement of the Immune System in Acute and Chronic Pain Processes
- 7.7. Examination of the Patient in Pain
 - 7.7.1. Medical History
 - 7.7.2. Pain Threshold in Chronic Cases
 - 7.7.3. Signs
 - 7.7.4. Symptoms and Subjectivity
- 7.8. Fibromyalgia Patients: Relationship with Chronic Pain.
 - 7.8.1. Central Sensitization Syndrome
- 7.9. Physical Exercise for the Prevention and Alleviation of Chronic Pain
 - 7.9.1. Effects of Exercise on Pain
 - 7.9.2. Action Guidelines for the Chronic Pain Patient
- 7.10. Practical Approach to the Patient with Chronic Pain
 - 7.10.1. Clinical Symptoms
 - 7.10.2. Are derived from:
 - 7.10.3. Lifestyle Guidelines
 - 7.10.4. Day-to-day Reality for the Patient

Module 8. Therapeutic Exercise

- 8.1. Therapeutic Exercise
 - 8.1.1. Concept of Therapeutic Exercise
 - 8.1.2. Physical Exercise vs. Therapeutic Exercise
- 8.2. Phases of Motor Learning
 - 8.2.1. Cognitive Phase: Development of Global Coordination
 - 8.2.2. Associative Phase: Development of Fine Coordination
 - 8.2.3. Autonomous Phase: Stabilize Fine Coordination
- 8.3. Prevention and Rehabilitation of Injuries through Exercise
 - 8.3.1. Injury Prevention
 - 8.3.2. Readaptation for Sport
- 8.4. Influence of Learning on Proprioception
 - 8.4.1. Body Scheme
- 8.5. Specific Objectives with Each Type
 - 8.5.1. Functionality
 - 8.5.2. Readaptation to Training for Casual Athletes
 - 8.5.3. Readaptation to Training and Competition for Professional or Semi-Professional Athletes
- 8.6. Combination of Strength and Mobility to Gain Flexibility
 - 8.6.1. Benefits of the " Strength + Mobility " Combination Compared to Flexibility Work Alone
- 8.7. Progressions
 - 8.7.1. Progression of the Therapeutic Exercise Program
 - 8.7.2. Times
 - 8.7.3. Intensity
- 8.8. The Importance of the Core
 - 8.8.1. Definition of Core
 - 8.8.2. Core work as a Mandatory Part of Any Type of Physical Rehabilitation or Training
 - 8.8.3. Women and the Core
- 8.9. Use of Yoga and Pilates Techniques in Therapeutic Exercise
 - 8.9.1. Yoga
 - 8.9.2. Pilates

- 8.10. Planning and Progression of Exercises with Equipment
 - 8.10.1. TRX
 - 8.10.2. Fitball
 - 8.10.3. Other Equipment Aimed at Functionality and Readaptation

Module 9. Geriatrics

- 9.1. Geriatric Pathology
 - 9.1.1. Diseases of the Osteoarticular System
 - 9.1.2. Diseases of the Cardiovascular System
 - 9.1.3. Endocrine System Diseases
- 9.2. Geriatric Diagnosis
 - 9.2.1. Clinical diagnosis
 - 9.2.2. Psychosocial Diagnosis
- 9.3. Biomechanics
 - 9.3.1. Pathological Gait Associated with Degenerative Diseases
 - 9.3.2. Walking with Technical Aids
- 9.4. Exercise
 - 9.4.1. Group Exercise (Gerontogymnastics)
 - 9.4.2. Exercises for the Cardiorespiratory System
- 9.5. Treatment
 - 9.5.1. Analgesic Electrotherapy
 - 9.5.2. Manual Therapy
 - 9.5.3. Re-Education and Postural Hygiene
- 9.6. Geriatric Approach
 - 9.6.1. Psychoemotional Aspects
 - 9.6.2. Sociocultural Aspects
- 9.7. Examination in Geriatrics
 - 9.7.1. Physical and Palpatory
 - 9.7.2. Visual
- 9.8. Pain in Geriatrics
 - 9.8.1. Chronic Pain
 - 9.8.2. Acute Pain

- 9.9. Strength and Endurance Work
 - 9.9.1. Eccentric, Concentric and Isometric Exercises
 - 9.9.2. Resistance and Weight Exercises
 - 9.9.3. Mechanotherapy
- 9.10. Conclusions

Module 10. Diagnosis of the Lower Limbs

- 10.1. Hip Pathology
 - 10.1.1. Anatomy
 - 10.1.2. Soft Tissue Injuries
 - 10.1.3. Joint Injuries
 - 10.1.4. Acute or Overuse Injuries
 - 10.1.5. Trauma Lesions
- 10.2. Knee Pathology
 - 10.2.1. Anatomy
 - 10.2.2. Soft Tissue Injuries
 - 10.2.3. Joint Injuries
 - 10.2.4. Acute or Overuse Injuries
 - 10.2.5. Trauma Lesions
- 10.3. Ankle Pathology
 - 10.3.1. Anatomy
 - 10.3.2. Soft Tissue Injuries
 - 10.3.3. Joint Injuries
 - 10.3.4. Acute or Overuse Injuries
 - 10.3.5. Trauma Lesions
- 10.4. Foot Pathology
 - 10.4.1. Anatomy
 - 10.4.2. Soft Tissue Injuries
 - 10.4.3. Joint Injuries
 - 10.4.4. Acute or Overuse Injuries
 - 10.4.5. Trauma Lesions
- 10.5. Sports Injuries of the Hip
 - 10.5.1. Sport and the Hip
 - 10.5.2. Approach to the Hip in Sport
 - 10.5.3. Recovery and Rehabilitation
- 10.6. Sports Injuries of the Knee
 - 10.6.1. Sport and the Knee
 - 10.6.2. Approach to the Knee in Sport
 - 10.6.3. Recovery and Rehabilitation
- 10.7. Sports Injuries of the Ankle
 - 10.7.1. Sport and the Ankle
 - 10.7.2. Approach to the Ankle in Sport
 - 10.7.3. Recovery and Rehabilitation
- 10.8. Sports Injuries of the Foot
 - 10.8.1. Sport and the Foot
 - 10.8.2. Approach to the Foot in Sport
 - 10.8.3. Recovery and Rehabilitation
- 10.9. Anatomy of the Lower Limbs
 - 10.9.1. Hip
 - 10.9.2. knee
 - 10.9.3. Foot
- 10.10. Conclusions

07

Clinical Internship

After the online period, this program includes an internship in a renowned physiotherapy center. There, professionals will be able to carry out, in a dynamic way, numerous activities with which they will learn about the latest advances in diagnostics. All this, from 3 weeks of stay, in continuous 8-hour days in which you will be in contact with real patients while enjoying the accompaniment of the best specialists in this area.



“

The best way to progress is through practice and this intensive stay will be a definite step forward in your career"

This phase of the apprenticeship consists of a practical stay in a physiotherapy center of recognized prestige, lasting 3 weeks, from Monday to Friday with 8 consecutive hours of practical education with an assistant specialist. This stay will allow professionals to meet real patients together with a team of physiotherapists of reference.

The learning process will be carried out with the active participation of students who will perform activities and procedures of each area of competence (learning to learn and learning to do), with the accompaniment and guidance of teachers and other fellow students.

“

You will have access to real patients, reputable professionals and state-of-the-art diagnostic technology”





Procedures described below will be basis of practical part of the program, and their implementation will be subject to the center's own availability and workload, with proposed activities being the following:

Module	Practical Activity
Diagnostic Techniques in Physiotherapy	Offering support in performance of diagnostic imaging
	Participate in mechanical diagnostic techniques
	Collaborate in performance of manual diagnostic techniques
	Contribute to image assessment and interpretation
	Practicing invasive techniques in physiotherapy
Evaluation techniques in patients with sports injuries	Assist in diagnosis of sports injuries
	Offer support in temporomandibular diagnosis
	Perform evaluation test
	Offer support in performance of therapeutic exercises
Approaching Pain	Examining patient with pain who comes to the clinic for consultation
	Support for chronic pain patients
	Conduct examination in geriatric patients
	Diagnose spinal pathologies
	Perform functional assessment of the neurological patient
	Assisting in performance of technical and orthopedic
	Diagnosing facial paralysis
Therapeutic Exercises	Assist in prevention and rehabilitation of injuries through exercise
	Use techniques of yoga and pilates method in therapeutic exercise
	Collaborate in planning and progression of exercises with materials
	Contribute to performance of strength and endurance work

Civil Liability Insurance

This institution's main concern is to guarantee the safety of the trainees and other collaborating agents involved in the internship process at the company. Among the measures dedicated to achieve this is the response to any incident that may occur during the entire teaching-learning process.

To this end, this entity commits to purchasing a civil liability insurance policy to cover any eventuality that may arise during the course of the internship at the center.

This liability policy for professionals in internships will have broad coverage and will be subscribed prior to the beginning of the practical training period. That way professionals will not have to worry in case of having to face an unexpected situation and will be covered until the end of the internship program at the center.



General Conditions for Practical Training

The general terms and conditions of the internship program agreement shall be as follows:

1. TUTOR: During the Hybrid Professional Master's Degree, students will be assigned with two tutors who will accompany them throughout the process, answering any doubts and questions that may arise. On the one hand, there will be a professional tutor belonging to the internship center who will have the purpose of guiding and supporting the student at all times. On the other hand, they will also be assigned with an academic tutor whose mission will be to coordinate and help the students during the whole process, solving doubts and facilitating everything they may need. In this way, the student will be accompanied and will be able to discuss any doubts that may arise, both clinical and academic.

2. DURATION: The internship program will have a duration of three continuous weeks, in 8-hour days, 5 days a week. The days of attendance and the schedule will be the responsibility of the center and the professional will be informed well in advance so that they can make the appropriate arrangements.

3. ABSENCE: If the students does not show up on the start date of the Hybrid Professional Master's Degree, they will lose the right to it, without the possibility of reimbursement or change of dates. Absence for more than two days from the internship, without justification or a medical reason, will result in the professional's withdrawal from the internship, therefore, automatic termination of the internship. Any problems that may arise during the course of the internship must be urgently reported to the academic tutor.

4. CERTIFICATION: Professionals who pass the Hybrid Professional Master's Degree will receive a certificate accrediting their stay at the center.

5. EMPLOYMENT RELATIONSHIP: the Hybrid Professional Master's Degree shall not constitute an employment relationship of any kind.

6. PRIOR EDUCATION: Some centers may require a certificate of prior education for the Hybrid Professional Master's Degree. In these cases, it will be necessary to submit it to the TECH internship department so that the assignment of the chosen center can be confirmed.

7. DOS NOT INCLUDE: The Hybrid Professional Master's Degree will not include any element not described in the present conditions. Therefore, it does not include accommodation, transportation to the city where the internship takes place, visas or any other items not listed

However, students may consult with their academic tutor for any questions or recommendations in this regard. The academic tutor will provide the student with all the necessary information to facilitate the procedures in any case.

08

Where Can I Do the Clinical Internship?

To complete the learning process of this program, TECH has selected the best physiotherapy centers where the professional will be able to learn the most outstanding and advanced diagnostic methods. Therefore, the physiotherapist has a great opportunity, thanks to this Hybrid Professional Master's Degree, to come into contact with the best specialists in this area, willing to transmit, in a dynamic way, the most innovative procedures.





“

The best physiotherapy centers will be at your disposal to bring you updated in the diagnostic processes”



The student will be able to take the practical part of this Hybrid Professional Master's Degree in the following centers:



Physiotherapy

Fisioterapia Recuperate Ya

Country	City
Spain	Madrid

Address: Calle de Sandoval 17, (28010) Madrid

Physiotherapeutic center with a wide range of services for physical and manual therapy.

Related internship programs:

- Physiotherapy Diagnosis
- Electrotherapy in Physiotherapy



Physiotherapy

Clínica Colombia

Country	City
Spain	Madrid

Address: Calle Colombia, 6, Local 1A, 28823, Madrid

Entity specialized in physiotherapeutic and rehabilitation care

Related internship programs:

- Physiotherapy Diagnosis
- Musculoskeletal ultrasound in Physiotherapy



Physiotherapy

Clinisalud

Country	City
Spain	Madrid

Address: Calle Pingüino, 23, 28047 Madrid

Multidisciplinary healthcare center

Related internship programs:

- Physiotherapy Diagnosis
- Advanced Clinical Podiatry



Physiotherapy

Fisis en Forma

Country	City
Spain	Madrid

Address: C. de Boadilla, 42, 28220 Majadahonda, Madrid

Physiotherapeutic and physical health promotion clinic

Related internship programs:

- Sports Physiotherapy
- Physiotherapy Diagnosis



Physiotherapy

Hospital HM Modelo

Country	City
Spain	La Coruña

Address: Rúa Virrey Osorio, 30, 15011, A Coruña

Network of private clinics, hospitals and specialized centers distributed throughout Spain.

Related internship programs:

- Anaesthesiology and Resuscitation
- Palliative Care



Physiotherapy

Hospital Maternidad HM Belén

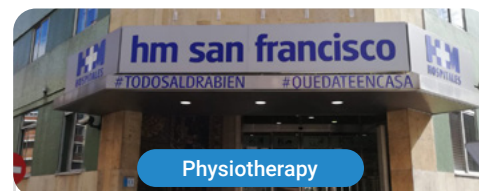
Country	City
Spain	La Coruña

Address: R. Filantropía, 3, 15011, A Coruña

Network of private clinics, hospitals and specialized centers distributed throughout Spain.

Related internship programs:

- Update in Assisted Reproduction
- Hospitals and Health Services Management



Physiotherapy

Hospital HM San Francisco

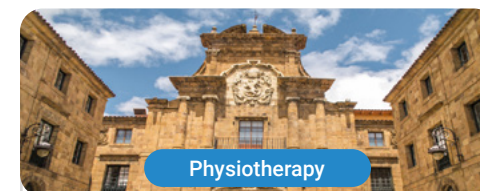
Country	City
Spain	León

Address: C. Marqueses de San Isidro, 11, 24004, León

Network of private clinics, hospitals and specialized centers distributed throughout Spain.

Related internship programs:

- Anesthesiology and Resuscitation Update
- Nursing in Traumatology Service



Physiotherapy

Hospital HM Regla

Country	City
Spain	León

Address: Calle Cardenal Landázuri, 2, 24003, León

Network of private clinics, hospitals and specialized centers distributed throughout Spain.

Related internship programs:

- Update on Psychiatric Treatment in Minor Patients



Physiotherapy

Hospital HM Nou Delfos

Country: Spain
City: Barcelona

Address: Avinguda de Vallcarca, 151, 08023 Barcelona

Network of private clinics, hospitals and specialized centers distributed throughout Spain.

- Related internship programs:**
- Aesthetic Medicine
 - Clinical Nutrition in Medicine



Physiotherapy

Hospital HM Madrid

Country: Spain
City: Madrid

Address: Pl. del Conde del Valle de Súchil, 16, 28015, Madrid

Network of private clinics, hospitals and specialized centers distributed throughout Spain.

- Related internship programs:**
- Palliative Care
 - Anaesthesiology and Resuscitation



Physiotherapy

Hospital HM Torrelodones

Country: Spain
City: Madrid

Address: Av. Castillo Olivares, s/n, 28250, Torrelodones, Madrid

Network of private clinics, hospitals and specialized centers distributed throughout Spain.

- Related internship programs:**
- Anaesthesiology and Resuscitation
 - Palliative Care



Physiotherapy

Hospital HM Sanchinarro

Country: Spain
City: Madrid

Address: Calle de Oña, 10, 28050, Madrid

Network of private clinics, hospitals and specialized centers distributed throughout Spain.

- Related internship programs:**
- Anaesthesiology and Resuscitation
 - Palliative Care



Physiotherapy

Hospital HM Puerta del Sur

Country: Spain
City: Madrid

Address: Av. Carlos V, 70, 28938, Móstoles, Madrid

Network of private clinics, hospitals and specialized centers distributed throughout Spain.

- Related internship programs:**
- Palliative Care
 - Clinical Ophthalmology



Physiotherapy

Policlínico HM Las Tablas

Country: Spain
City: Madrid

Address: C. de la Sierra de Atapuerca, 5, 28050, Madrid

Network of private clinics, hospitals and specialized centers distributed throughout Spain.

- Related internship programs:**
- Nursing in Traumatology Service
 - Physiotherapy Diagnosis



Physiotherapy

Policlínico HM Moraleja

Country: Spain
City: Madrid

Address: P.º de Alcobendas, 10, 28109, Alcobendas, Madrid

Network of private clinics, hospitals and specialized centers distributed throughout Spain.

- Related internship programs:**
- Rehabilitation Medicine in Acquired Brain Injury Management



Physiotherapy

Policlínico HM Virgen del Val

Country: Spain
City: Madrid

Address: Calle de Zaragoza, 6, 28804, Alcalá de Henares, Madrid

Network of private clinics, hospitals and specialized centers distributed throughout Spain.

- Related internship programs:**
- Physiotherapy Diagnosis
 - Physiotherapy in Early Child Care



Physiotherapy

Policlínico HM Imi Toledo

Country	City
Spain	Toledo

Address: Av. de Irlanda, 21, 45005, Toledo

Network of private clinics, hospitals and specialized centers distributed throughout Spain.

Related internship programs:

- Electrotherapy in Rehabilitation Medicine
- Hair Transplantation



Physiotherapy

Rehab MG

Country	City
Spain	Madrid

Address: C. Dublin, 1, Bajo 3A, 28232 Las Rozas de Madrid, Madrid

Specialized Sports Physiotherapy Clinic

Related internship programs:

- Sports Physiotherapy
- Physiotherapy Diagnosis



Physiotherapy

Clínica Virgen del Camino

Country	City
Spain	Madrid

Address: Paseo de las Delicias, 150, 28045 Madrid

The Virgen del Camino Clinic, 45 years of health care

Related internship programs:

- Occupational Nursing
- Physiotherapy Diagnosis



Physiotherapy

Sabier Fisiomedic

Country	City
Spain	Madrid

Address: C. María Zambrano, 3, Local 8-9, 28522 Rivas-Vaciamadrid, Madrid

Specialized center in Physiotherapy, Osteopathy, Aesthetic Medicine, Podiatry, Biomechanics, Facial and Body Aesthetics.

Related internship programs:

- Physiotherapy Diagnosis
- Sports Physiotherapy



Physiotherapy

Premium global health care Madrid

Country	City
Spain	Madrid

Address: C. de Víctor de la Serna, 4, 28016 Madrid

Rehabilitation, readaptation and personal training: these are pillars of Physiotherapy clinic in Pozuelo

Related internship programs:

- MBA in Digital Marketing
- Project Management



Physiotherapy

Premium global health care Fuenlabrada

Country	City
Spain	Madrid

Address: Paseo de Roma, 1, 28943 Fuenlabrada, Madrid

Rehabilitation, readaptation and personal training: these are pillars of Physiotherapy clinic in Fuenlabrada

Related internship programs:

- MBA in Digital Marketing
- Project Management



Physiotherapy

Premium global health care Pozuelo

Country	City
Spain	Madrid

Address: Centro Comercial Monteclaro, Local 59.4, s/n, Av. de Monteclaro, d, 28223 Pozuelo de Alarcón, Madrid

Rehabilitation, readaptation and personal training: these are pillars of Physiotherapy clinic in Pozuelo

Related internship programs:

- MBA in Digital Marketing
- Project Management



Physiotherapy

Klinik PM

Country	City
Spain	Alicante

Address: C. del Alcalde Alfonso de Rojas, 8, 03004 Alicante

The largest referral clinic in pain treatment and conservative traumatology.

Related internship programs:

- Physiotherapy Diagnosis
- Sports Physiotherapy



Physiotherapy

Engrama

Country: Mexico
City: México City

Address: Martín Mendalde 922, Del Valle Centro, Benito Juárez, CDMX. México

Specialized physiotherapeutic care center with more than 10 years of experience.

Related internship programs:

- Geriatric Physiotherapy
- Electrotherapy in Physiotherapy



Physiotherapy

Physio Sports México

Country: Mexico
City: México City

Address: Convento del Rosario No. 34, Jardines de Santa Mónica C.P. 54050. Tlalnepan, Estado de México. México

Avant-garde and innovative Physiotherapy Clinic

Related internship programs:

- Electrotherapy in Physiotherapy
- Sports Physiotherapy



Physiotherapy

Plene Fisis

Country: Mexico
City: Mexico City

Address: Anaxágoras 915, Narvarte Poniente, Benito Juárez, 03100 Ciudad de México, CDMX, México

Physiotherapy Clinic in La Navarte

Related internship programs:

- Physiotherapy Diagnosis
- Electrotherapy in Physiotherapy



Physiotherapy

Rehamex


Country: Mexico
City: Mexico

Address: J.J. Fernández de Lizardi No. 5, Cto. Novelistas, Ciudad Satélite, Naucalpan

Specialized Center for Rehabilitation and physical health promotion

Related internship programs:

- Physiotherapy Diagnosis
- Medical Research



Physiotherapy

Clínica de Fisioterapia Integral Mover-T

Country: Mexico
City: Mexico City

Address: Calle Pilares 506, Colonia del Valle Centro, Benito Juárez, 03100 Ciudad de México, CDMX, México

Integral Physiotherapy Clinic

Related internship programs:

- Physiotherapy Diagnosis
- Electrotherapy in Physiotherapy



Physiotherapy

Athlos Naucalpan

Country: Mexico
City: Mexico City

Address: Av. Gustavo Baz Prada No. 116, Col. Bosques de Echegaray, Naucalpan de Juárez, Estado de México

Specialized centers for physical and sports rehabilitation

Related internship programs:

- Physiotherapy Diagnosis
- Electrotherapy in Physiotherapy



Physiotherapy

Athlos Ecatepec

Country: Mexico
City: Mexico City

Address: Plaza Ecatepec, Via Morelos 172, Local C-8, Los Laureles, Ecatepec de Morelos, Méx. Junto a la zona de Comida

Specialized centers for physical and sports rehabilitation

Related internship programs:

- Physiotherapy Diagnosis
- Electrotherapy in Physiotherapy





Physiotherapy

Athlos Iztacalco

Country	City
Mexico	Mexico City

Address: Julio García No. 14, Piso 2, San Miguel, Iztacalco, CDMX. Esq. Francisco del Paso y Troncoso

Specialized centers for physical and sports rehabilitation

Related internship programs:
-Physiotherapy Diagnosis
- Electrotherapy in Physiotherapy



Physiotherapy

Athlos Toluca

Country	City
Mexico	Mexico City

Address: Cerro de la Estrella 128 - 29, Xinantécatl, Metepec, Edo. de Méx

Specialized centers for physical and sports rehabilitation

Related internship programs:
-Physiotherapy Diagnosis
- Electrotherapy in Physiotherapy



Physiotherapy

Athlos Tiber

Country	City
Mexico	Mexico City

Address: Río Tiber No. 21, 3er Piso, Col: Cuauhtémoc, Del: Cuauhtémoc, CDMX

Specialized centers for physical and sports rehabilitation

Related internship programs:
-Physiotherapy Diagnosis
- Electrotherapy in Physiotherapy



Physiotherapy

Athlos Roma

Country	City
Mexico	Mexico City

Address: Guanajuato 178, 3er Piso. Roma Norte, Cuauhtémoc, CDMX

Specialized centers for physical and sports rehabilitation

Related internship programs:
-Physiotherapy Diagnosis
- Electrotherapy in Physiotherapy



Physiotherapy

Athlos Tlalpan

Country	City
Mexico	Mexico City

Address: Calle 3 Num 52, Coapa, Espartaco, Coyoacán, 04870, CDMX

Specialized centers for physical and sports rehabilitation

Related internship programs:
-Physiotherapy Diagnosis
- Electrotherapy in Physiotherapy



Physiotherapy

Athlos Lindavista

Country	City
Mexico	Mexico City

Address: Sullana 741, Col. Lindavista, Del. G.A.M. CDMX

Specialized centers for physical and sports rehabilitation

Related internship programs:
-Physiotherapy Diagnosis
- Electrotherapy in Physiotherapy

09

Methodology

This academic program offers students a different way of learning. Our methodology uses a cyclical learning approach: **Relearning**.

This teaching system is used, for example, in the most prestigious medical schools in the world, and major publications such as the **New England Journal of Medicine** have considered it to be one of the most effective.





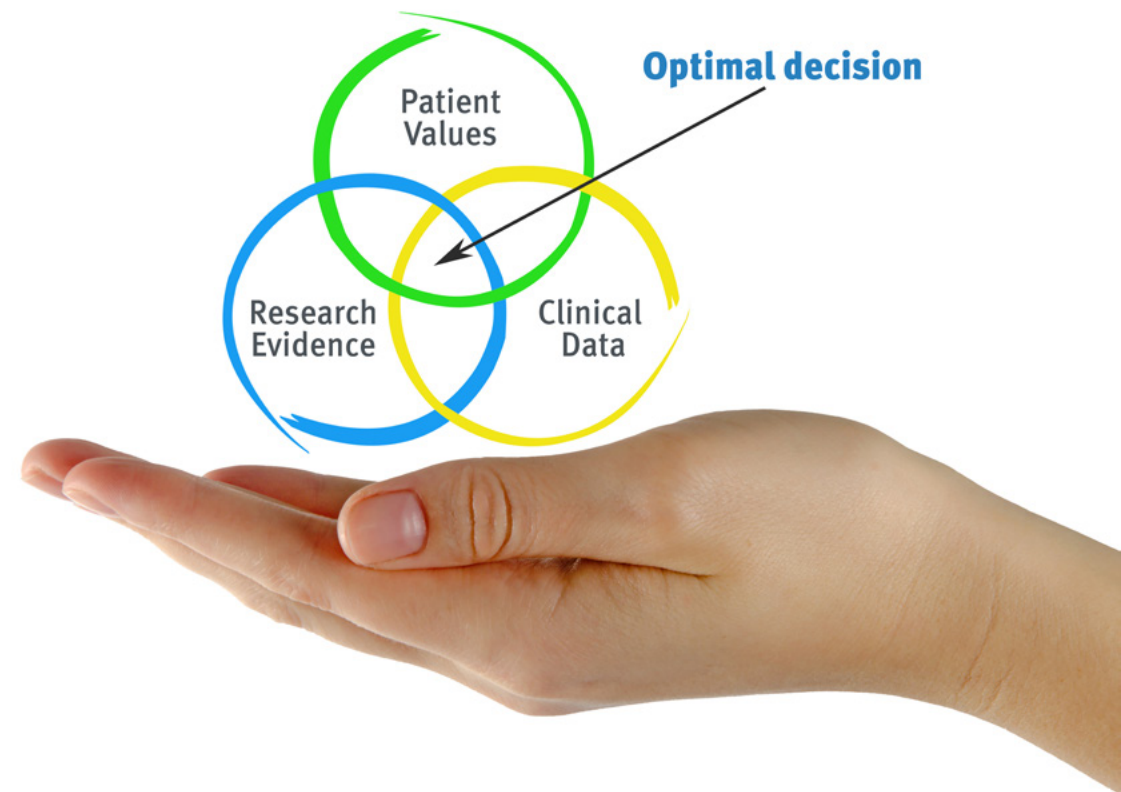
“

Discover Relearning, a system that abandons conventional linear learning, to take you through cyclical teaching systems: a way of learning that has proven to be extremely effective, especially in subjects that require memorization"

At TECH we use the Case Method

What should a professional do in a given situation? Throughout the program, students will face multiple simulated clinical cases, based on real patients, in which they will have to do research, establish hypotheses, and ultimately resolve the situation. There is an abundance of scientific evidence on the effectiveness of the method. Physiotherapists/kinesiologists learn better, faster, and more sustainably over time.

With TECH you will experience a way of learning that is shaking the foundations of traditional universities around the world.



According to Dr. Gérvas, the clinical case is the annotated presentation of a patient, or group of patients, which becomes a "case", an example or model that illustrates some peculiar clinical component, either because of its teaching power or because of its uniqueness or rarity. It is essential that the case is based on current professional life, trying to recreate the real conditions of professional physiotherapy practice.

“

Did you know that this method was developed in 1912, at Harvard, for law students? The case method consisted of presenting students with real-life, complex situations for them to make decisions and justify their decisions on how to solve them. In 1924, Harvard adopted it as a standard teaching method”

The effectiveness of the method is justified by four fundamental achievements:

1. Physiotherapists/kinesiologists who follow this method not only grasp concepts, but also develop their mental capacity, by evaluating real situations and applying their knowledge.
2. The learning process has a clear focus on practical skills that allow the physiotherapist/kinesiologist to better integrate into the real world.
3. Ideas and concepts are understood more efficiently, given that the example situations are based on real-life.
4. Students like to feel that the effort they put into their studies is worthwhile. This then translates into a greater interest in learning and more time dedicated to working on the course.



Relearning Methodology

At TECH we enhance the case method with the best 100% online teaching methodology available: Relearning.

This university is the first in the world to combine the study of clinical cases with a 100% online learning system based on repetition, combining a minimum of 8 different elements in each lesson, a real revolution with respect to the mere study and analysis of cases.



The physiotherapist/kinesiologist will learn through real cases and by solving complex situations in simulated learning environments. These simulations are developed using state-of-the-art software to facilitate immersive learning.

At the forefront of world teaching, the Relearning method has managed to improve the overall satisfaction levels of professionals who complete their studies, with respect to the quality indicators of the best online university (Columbia University).

With this methodology we trained more than 65,000 physiotherapists/kinesiologists with unprecedented success in all clinical specialties, regardless of the workload. Our pedagogical methodology is developed in a highly competitive environment, with a university student body with a strong socioeconomic profile and an average age of 43.5 years old.

Relearning will allow you to learn with less effort and better performance, involving you more in your training, developing a critical mindset, defending arguments, and contrasting opinions: a direct equation for success.

In our program, learning is not a linear process, but rather a spiral (learn, unlearn, forget, and re-learn). Therefore, we combine each of these elements concentrically.

The overall score obtained by our learning system is 8.01, according to the highest international standards.



This program offers the best educational material, prepared with professionals in mind:



Study Material

All teaching material is produced by the specialists who teach the course, specifically for the course, so that the teaching content is highly specific and precise.

These contents are then applied to the audiovisual format, to create the TECH online working method. All this, with the latest techniques that offer high quality pieces in each and every one of the materials that are made available to the student.



Classes

There is scientific evidence suggesting that observing third-party experts can be useful.

Learning from an Expert strengthens knowledge and memory, and generates confidence in future difficult decisions.



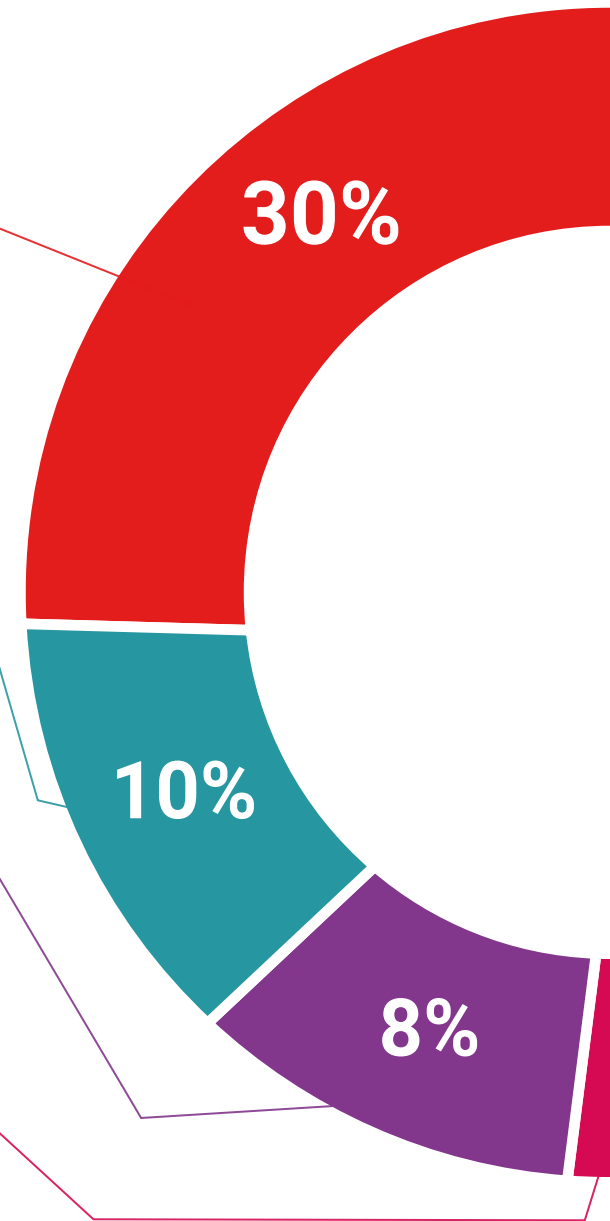
Practising Skills and Abilities

They will carry out activities to develop specific competencies and skills in each thematic area. Exercises and activities to acquire and develop the skills and abilities that a specialist needs to develop in the context of the globalization that we are experiencing.



Additional Reading

Recent articles, consensus documents and international guidelines, among others. In TECH's virtual library, students will have access to everything they need to complete their course.





Case Studies

Students will complete a selection of the best case studies chosen specifically for this situation. Cases that are presented, analyzed, and supervised by the best specialists in the world.



Interactive Summaries

The TECH team presents the contents attractively and dynamically in multimedia lessons that include audio, videos, images, diagrams, and concept maps in order to reinforce knowledge.

This exclusive educational system for presenting multimedia content was awarded by Microsoft as a "European Success Story".



Testing & Retesting

We periodically evaluate and re-evaluate students' knowledge throughout the program, through assessment and self-assessment activities and exercises, so that they can see how they are achieving their goals.



10 Certificate

The Hybrid Professional Master's Degree in Diagnosis in Physiotherapy guarantees students, in addition to the most rigorous and up-to-date education, access to a Hybrid Professional Master's Degree qualification issued by TECH Technological University.



“

Successfully complete this program and receive your Certificate without having to travel or fill out laborious paperwork”

This **Professional Master' Hybrid in Diagnosis in Physiotherapy** contains the most complete and updated program on the professional and academic scene.

Once the student has passed the tests, they will receive by mail, with acknowledgement of receipt, corresponding Hybrid Professional Master's Degree Certificate issued by TECH.

In addition to the diploma, students will be able to obtain an academic transcript, as well as a certificate outlining the contents of the program. In order to do so, students should contact their academic advisor, who will provide them with all the necessary information.

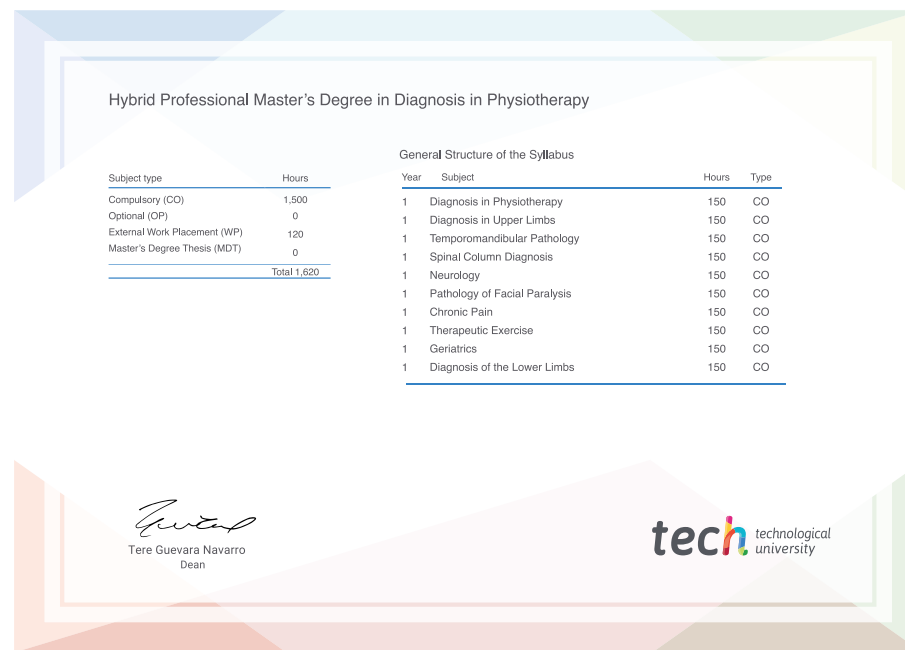
Title: **Professional Master' Hybrid in Diagnosis in Physiotherapy**

Course Modality: **Hybrid (Online + Clinical Internship)**

Duration: **12 months.**

Certificate: **TECH Technological University**

Teaching Hours: **1,620 h.**



*Apostille Convention. In the event that the student wishes to have their paper diploma issued with an apostille, TECH EDUCATION will make the necessary arrangements to obtain it, at an additional cost



Hybrid Professional Master's Degree Diagnosis in Physiotherapy

Course Modality: Hybrid (Online + Clinical Internship)

Duration: 12 months.

Certificate: TECH Technological University

Teaching Hours: 1,620 hours.

Hybrid Professional Master's Degree

Diagnosis in Physiotherapy

