

Postgraduate Certificate

Zoonosis and Parasitosis for Pharmacists





Postgraduate Certificate Zoonosis and Parasitosis for Pharmacists

- » Modality: online
- » Duration: 6 weeks
- » Certificate: TECH Technological University
- » Dedication: 16h/week
- » Schedule: at your own pace
- » Exams: online

Website: www.techtute.com/in/pharmacy/postgraduate-certificate/zoonosis-parasitosis-pharmacists

Index

01

Introduction

p. 4

02

Objectives

p. 8

03

Course Management

p. 12

04

Structure and Content

p. 20

05

Methodology

p. 24

06

Certificate

p. 32

01

Introduction

The evolution of infectious diseases transmitted by animals or parasites makes it necessary for pharmacy professionals to constantly update their knowledge, as new pathologies emerge and new drugs or treatments are needed to mitigate them. Therefore, with this Postgraduate Certificate in Zoonosis and Parasitosis for Pharmacists, pharmacy professionals will specialize in the main infectious diseases of this type to be more accurate in their work as researchers and in the treatment they can offer to people.





“

Do not miss this great opportunity and become a successful pharmacist thanks to this Postgraduate Certificate that TECH offers you"

Infectious diseases are one of the world's major health problems, due to the number of people they affect. In order to meet the healthcare needs of the 21st century, it is necessary for pharmaceutical professionals to keep abreast of advances in this area of care for the sick. In this case, the cases of infections linked to animals or parasites, which have been transmitted to humans, stand out.

Although there are many known diseases, there is still a lot of research to be done to find the most effective treatments to control these types of infections and, above all, to try to combat new ones. In addition, it should be taken into account that infection control has become a major challenge, especially due to problems arising from antimicrobial resistance, which has caused pathologies that could be easily cured to become more complicated.

All this means that doctors must continue their training with educational programs such as the one that TECH presents on this occasion, which examines Zoonosis and Parasitosis, in order to learn the main advances and be able to prescribe the most effective treatments in each case. Specifically, the program focuses on rabies, avian influenza, leptospirosis, brucellosis or intestinal or tissue parasites, for example.

In this way, with training courses like this one, which is 100% online, you can help specialists to continue with their professional work while not neglecting training, training them stand out in their day-to-day work.

This **Postgraduate Certificate in Zoonosis and Parasitosis for Pharmacists** endorses the latest advances in infectious diseases with a teaching program that positions it as an educational product of the highest scientific rigor at international level. In addition, this program provides training and professional development in different areas:

- ♦ Clinical symptoms development medicine to be able to address the infectious health-disease process in a particular person through the study of the most prevalent and deadly infectious diseases, and , in Epidemiology , to study the behaviour of the same phenomenon in a population
- ♦ Training and professional development in the indication, performance and interpretation of the main state-of-the-art diagnostic tests to complement clinical skills in the diagnostic process. Emphasizing the most up-to-date microbiological tests used to rapidly diagnose germs and study antimicrobial
- ♦ Training and professional development in the complex and determining pathophysiological relationships between the immune response and infectious agents
- ♦ Training and professional development in germs related to neoplasms and chronic non-communicable diseases
- ♦ Development and production of vaccines for the control of morbidity and mortality due to infectious diseases
- ♦ Training and professional development in the important field of antimicrobial therapeutics, providing the best available information on the development and production of new antibiotics



Train with us and you will obtain an official degree certified by the largest Digital University in the world, TECH"

“

A unique, key, and decisive training experience to boost your professional development”

Its teaching staff is made up of prestigious and renowned Cuban professionals with a long career in health care, teaching and research, who have work in many countries on several continents, developing professional and teaching experience that they deliver in an extraordinary way in this Professional Master's Degree.

The methodological design of this Postgraduate Certificate, developed by a multidisciplinary team of e-learning experts, integrates the latest advances in educational technology for the creation of numerous Educational multimedia tools that allow the professional, based primarily Problem the problem-based learning method, to address real problems in their daily clinical practice, which will allow them to advance by acquiring knowledge and developing skills that will impact their future professional work.

It should be noted in this Postgraduate Certificate that each of the contents generated, as well as the videos, self-evaluations, clinical cases and exams, have been thoroughly reviewed, updated, and integrated by the teachers and the team of experts that make up the working group, to facilitate the learning process with a step-by-step approach in order to achieve the teaching program objectives.

Join the team of professionals who have chosen to train with us and you will not regret it

With this program you will be able to master new diagnostic of the infections transmitted by animals and parasites.



02 Objectives

The main objective of the Postgraduate Certificate is the improvement of pharmacy professionals, based on the acquisition of the most up-to-date and innovative scientific knowledge in the field of infectious diseases and their treatment, enabling them to develop the skills that will turn their daily clinical practice into a bastion of the standards of the best scientific evidence available, with a critical, innovative, multidisciplinary and integrative sense.



“

With this Postgraduate Certificate, you have the opportunity to update your knowledge comfortably and without sacrificing scientific accuracy, in order to incorporate the latest advances in the approach to Zoonosis and Parasitosis in your daily Care Services practice"




General Objectives

- ♦ Guarantee professional improvement, through up-to-date and in-depth knowledge of the best scientific evidence, manage the prevention, diagnosis, and treatment of infectious diseases with a multidisciplinary and integrative approach that facilitates the control of these pathologies



Improve yourself in your profession thanks to the new advances that you will be able to learn about during this program"





Specific Objectives

- ♦ Provide students with advanced, in-depth, updated, and multidisciplinary information that allows them to comprehensively approach the process of health-infectious diseases
- ♦ Provide training and practical theoretical improvement that will enable a reliable clinical diagnosis supported by the efficient use of diagnostic methods to indicate an effective integral treatment
- ♦ Develop skills to implement prophylactic plans for the prevention of these diseases
- ♦ Highlight the role of Zoonoses as a major global health problem
- ♦ Delve deeper into the study of the most important parasitic diseases

03

Course Management

Renowned and recognized pharmacists and medical specialists with numerous publications, teaching experience, and professional experience in many countries, where many of the diseases studied have a high morbimortality participate in the teaching program. The teaching staff is made up of a multidisciplinary team from various medical specialities, such as internal medicine, paediatrics, general surgery, gynaecology and obstetrics, microbiology, pathological anatomy, pharmacology, among others.

“

In this Postgraduate Certificate you will be able to train with leading international experts in infectious diseases”

Management



Dr. Díaz Pollán, Beatriz

- ◆ Faculty Area Specialist La Paz University Hospital
- ◆ Official Doctoral Programme in Clinical Medicine. Rey Juan Carlos University
- ◆ Degree in Medicine and Surgery. Autonomous University of Madrid
- ◆ Master's Degree in Infectious Diseases and Antimicrobial Treatment from CEU - Cardenal Herrera University
- ◆ Postgraduate Certificate in Community and Nosocomial Infections from CEU - Cardenal Herrera University
- ◆ University Expert in Chronic Infectious Diseases and Imported Infections. CEU - Cardenal Herrera University
- ◆ University Expert in Microbiological Diagnosis, Antimicrobial Treatment and Research in Infectious Pathology. CEU - Cardenal Herrera University
- ◆ Faculty Area Specialist San Carlos Clinical Hospital
- ◆ Resident doctor. San Carlos Clinical Hospital

Professors

Dr. Arribas López, José Ramón

- ◆ Head of the Infectious Diseases and Clinical Microbiology Unit. La Paz University Hospital
- ◆ Doctor of Medicine. Autonomous University of Madrid
- ◆ Degree in Medicine and Surgery. Complutense University of Madrid
- ◆ Coordinator of the High-Level Isolation Unit. La Paz University Hospital– Carlos III
- ◆ Member Interministerial Committee for the management of the Ebola crisis
- ◆ Head of the AIDS and Infectious Diseases research group at IdiPAZ

Dr. Ramos, Juan Carlos

- ◆ Doctor at La Paz University Hospital. Madrid
- ◆ Official Doctoral Programme in Medicine. University of Alcalá
- ◆ Degree in Medicine and Surgery. Complutense University of Madrid
- ◆ Master's Degree in Infectious Diseases in Intensive Care. Fundación Universidad-Empresa Valencia
- ◆ Author of Several Scientific Publications

Dr. Rico, Alicia

- ◆ Specialist in the Microbiology and Parasitology Department at La Paz University Hospital. Madrid
- ◆ Degree in Medicine from the Complutense University of Madrid.
- ◆ Doctorate Courses at the Complutense University of Madrid
- ◆ Assistant and co-founder of the Infectious Diseases and Clinical Microbiology Unit. La Paz University Hospital. Madrid
- ◆ PROA team member
- ◆ Clinical teaching collaborator. Department of Medicine of the UAM
- ◆ Member of the Infections and Policy Committee. La Paz Hospital
- ◆ Member of SEIMC (the Spanish Society of Infectious Diseases and Clinical Microbiology)
- ◆ Participation in several research projects

Dr. Loeches Yagüe, María Belén

- ◆ Specialist in the area of Infectious Diseases at La Paz General University Hospital, Madrid
- ◆ Doctor of Medicine. Autonomous University of Madrid
- ◆ Degree in Medicine. Complutense University of Madrid
- ◆ Master in Theoretical and Practical Learning in Infectious Diseases Complutense University of Madrid
- ◆ Specialised Training in Microbiology and Infectious Diseases, General University Hospital, Gregorio Marañón
- ◆ Professor of Infectious Diseases at the Infanta Sofía University Hospital in Madrid. European University of Madrid

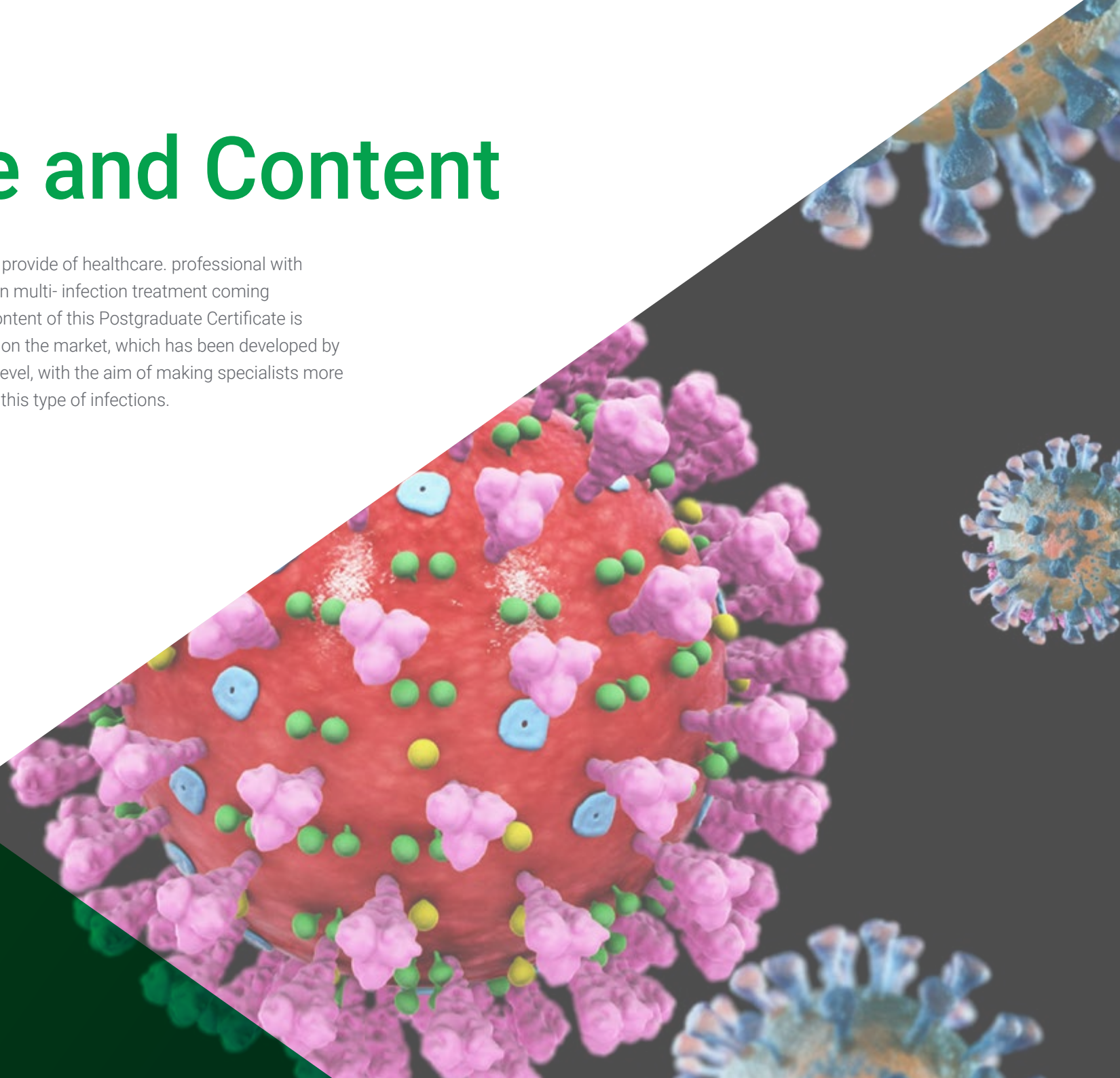
Dr. Mora Rillo, Marta

- ◆ Specialist in the area of Infectious Diseases at La Paz University Hospital
- ◆ Clinical Teaching Collaborator in the Department of Medicine. Autonomous University of Madrid
- ◆ Doctor of Medicine. Autonomous University of Madrid.
- ◆ Degree in Medicine and Surgery. University of Zaragoza
- ◆ Master's Degree in Infectious Diseases in Intensive Care. University of Valencia
- ◆ Online Masters in Infectious Diseases and Antimicrobial Treatment CEU Cardenal Herrera University
- ◆ Master's Degree in Tropical Medicine and International Health. Autonomous University of Madrid
- ◆ Expert in Emerging and High-Risk Virus Pathology. Autonomous University of Madrid
- ◆ Expert in Tropical Medicine. Autonomous University of Madrid

03

Structure and Content

The teaching program has been created to provide of healthcare. professional with the necessary tools for their daily practice in multi- infection treatment coming from animals or parasites Therefore, the content of this Postgraduate Certificate is composed of the most up-to-date syllabus on the market, which has been developed by leading experts in the field at international level, with the aim of making specialists more accurate in the diagnosis and treatment of this type of infections.



“

Study the syllabus on Zoonosis and Parasitosis, the most up-to-date on the market"

Module 1. Zoonosis

- 1.1. General Aspects of Zoonotic Disease
 - 1.1.1. General Concepts and Epidemiology of Zoonoses
 - 1.1.2. Main International Zoonoses
 - 1.1.3. Prion-caused Zoonoses: Prions in Disease Etiology Bovine Spongiform Encephalopathy or (Mad Cow Disease)
 - 1.1.4. Main Control Measures of Zoonotic Diseases
- 1.2. Rabies
 - 1.2.1. Epidemiology
 - 1.2.2. Infectious Agents
 - 1.2.3. Pathobiology.
 - 1.2.4. Clinical Picture
 - 1.2.5. Diagnosis
 - 1.2.6. Treatment
- 1.3. Bird Flue
 - 1.3.1. Epidemiology
 - 1.3.2. Infectious Agents
 - 1.3.3. Pathobiology.
 - 1.3.4. Clinical Picture
 - 1.3.5. Diagnosis
 - 1.3.6. Treatment
- 1.4. Leptospirosis.
 - 1.4.1. Epidemiology
 - 1.4.2. Infectious Agents
 - 1.4.3. Pathobiology.
 - 1.4.4. Clinical Picture
 - 1.4.5. Diagnosis
 - 1.4.6. Treatment



- 1.5. Brucellosis
 - 1.5.1. Epidemiology
 - 1.5.2. Infectious Agents
 - 1.5.3. Pathobiology.
 - 1.5.4. Clinical Picture
 - 1.5.5. Diagnosis
 - 1.5.6. Treatment
- 1.6. Toxoplasmosis
 - 1.6.1. Epidemiology
 - 1.6.2. Infectious Agents
 - 1.6.3. Pathobiology.
 - 1.6.4. Clinical Picture
 - 1.6.5. Diagnosis
 - 1.6.6. Treatment

Module 2. Mycoses and Parasitosis in Infectiology

- 2.1. General Information on Fungi
 - 2.2.1. General Features of Fungi
 - 2.2.2. Immune Response to Fungi
- 2.2. Diagnostic Methods for Mycoses
 - 2.2.1. Direct Methods.
 - 2.2.2. Indirect Methods.
- 2.3. Superficial Mycosis: Tinea and Epidermatophytosis
 - 2.3.1. Definition
 - 2.3.2. Etiology
 - 2.3.3. Clinical Picture
 - 2.3.4. Diagnosis
 - 2.3.5. Treatment
- 2.4. Deep Mycosis.
 - 2.4.1. Cryptococcosis
 - 2.4.2. Histoplasmosis
 - 2.4.3. Aspergillosis
 - 2.4.4. Other Mycosis

- 2.5. Update on Antifungals
 - 2.5.1. Pharmacological Elements
 - 2.5.2. Clinical Use
- 2.6. General overview of parasitic diseases
 - 2.6.1. General Features of Microbiological Parasites
 - 2.6.2. Immune Response to Parasites
 - 2.6.3. Immune Response to Protozoa
 - 2.6.4. Immune Response to Helminths
- 2.7. Diagnostic Methods for Parasites
 - 2.7.1. Diagnostic Methods for Protozoa
 - 2.7.2. Diagnostic Methods for Helminths
- 2.8. Intestinal Parasites
 - 2.8.1. Ascariasis
 - 2.8.2. Oxiuriasis
 - 2.8.3. Ancylostomiosis and Necatoriosis
 - 2.8.4. Trichuriasis
- 2.9. Tissue Parasitosis
 - 2.9.1. Malaria.
 - 2.9.2. Trypanosomiasis
 - 2.9.3. Schistosomiasis
 - 2.9.4. Leishmaniasis
 - 2.9.5. Filariasis
- 2.10. Update on Antiparasitics
 - 2.10.1. Pharmacological Elements
 - 2.10.2. Clinical Use



Focus your studies on infections of the central nervous system thanks to this Postgraduate Certificate, the highest quality on the market"

05

Methodology

This academic program offers students a different way of learning. Our methodology uses a cyclical learning approach: **Relearning**.

This teaching system is used, for example, in the most prestigious medical schools in the world, and major publications such as the **New England Journal of Medicine** have considered it to be one of the most effective.





Discover Relearning, a system that abandons conventional linear learning, to take you through cyclical teaching systems: a way of learning that has proven to be extremely effective, especially in subjects that require memorization"

At TECH we use the Case Method

What should a professional do in a given situation? Throughout the program, students will be confronted with multiple simulated clinical cases based on real patients, in which they will have to investigate, establish hypotheses and ultimately, resolve the situation. There is an abundance of scientific evidence on the effectiveness of the method. Pharmacists learn better, more quickly and more sustainably over time.

With TECH you will experience a way of learning that is shaking the foundations of traditional universities around the world.



According to Dr. Gérvas, the clinical case is the annotated presentation of a patient, or group of patients, which becomes a "case", an example or model that illustrates some peculiar clinical component, either because of its teaching power or because of its uniqueness or rarity. It is essential that the case is based on current professional life, attempting to recreate the actual conditions in a pharmacist's professional practice.

“

Did you know that this method was developed in 1912, at Harvard, for law students? The case method consisted of presenting students with real-life, complex situations for them to make decisions and justify their decisions on how to solve them. In 1924, Harvard adopted it as a standard teaching method”

The effectiveness of the method is justified by four fundamental achievements:

1. Pharmacists who follow this method not only grasp concepts, but also develop their mental capacity, by evaluating real situations and applying their knowledge.
2. Learning is solidly translated into practical skills that allow the student to better integrate into the real world.
3. Ideas and concepts are understood more efficiently, given that the example situations are based on real-life.
4. Students like to feel that the effort they put into their studies is worthwhile. This then translates into a greater interest in learning and more time dedicated to working on the course.



Relearning Methodology

At TECH we enhance the case method with the best 100% online teaching methodology available: Relearning.

Our University is the first in the world to combine the study of clinical cases with a 100% online learning system based on repetition, combining a minimum of 8 different elements in each lesson, which represent a real revolution with respect to simply studying and analyzing cases.

Pharmacists will learn through real cases and by solving complex situations in simulated learning environments. These simulations are developed using state-of-the-art software to facilitate immersive learning.



At the forefront of world teaching, the Relearning method has managed to improve the overall satisfaction levels of professionals who complete their studies, with respect to the quality indicators of the best online university (Columbia University).

With this methodology, more than 115,000 pharmacists have been trained with unprecedented success in all clinical specialties, regardless of the surgical load. This pedagogical methodology is developed in a highly demanding environment, with a university student body with a high socioeconomic profile and an average age of 43.5 years.

Relearning will allow you to learn with less effort and better performance, involving you more in your specialization, developing a critical mindset, defending arguments, and contrasting opinions: a direct equation to success.

In our program, learning is not a linear process, but rather a spiral (learn, unlearn, forget, and re-learn). Therefore, we combine each of these elements concentrically.

The overall score obtained by TECH's learning system is 8.01, according to the highest international standards.



This program offers the best educational material, prepared with professionals in mind:



Study Material

All teaching material is created specifically for the course by specialist pharmacists who will be teaching the course, so that the didactic development is highly specific and accurate.

These contents are then applied to the audiovisual format, to create the TECH online working method. All this, with the latest techniques that offer high quality pieces in each and every one of the materials that are made available to the student.



Video Techniques and Procedures

TECH introduces students to the latest techniques, to the latest educational advances, to the forefront of current pharmaceutical care procedures. All of this, first hand, and explained and detailed with precision to contribute to assimilation and a better understanding. And best of all, you can watch them as many times as you want.



Interactive Summaries

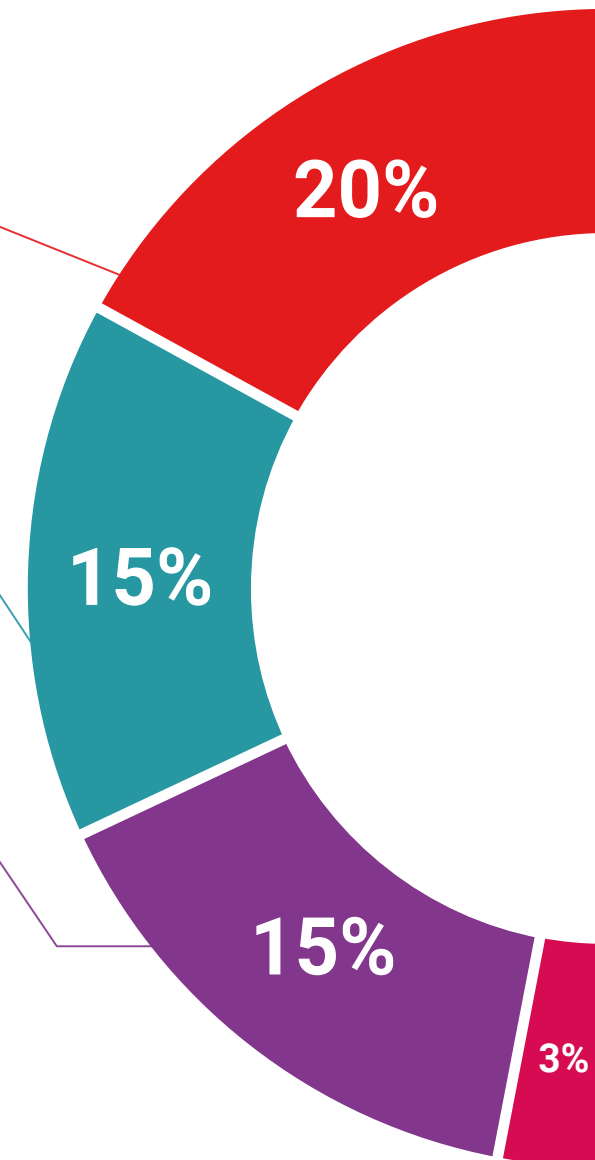
The TECH team presents the contents attractively and dynamically in multimedia lessons that include audio, videos, images, diagrams, and concept maps in order to reinforce knowledge.

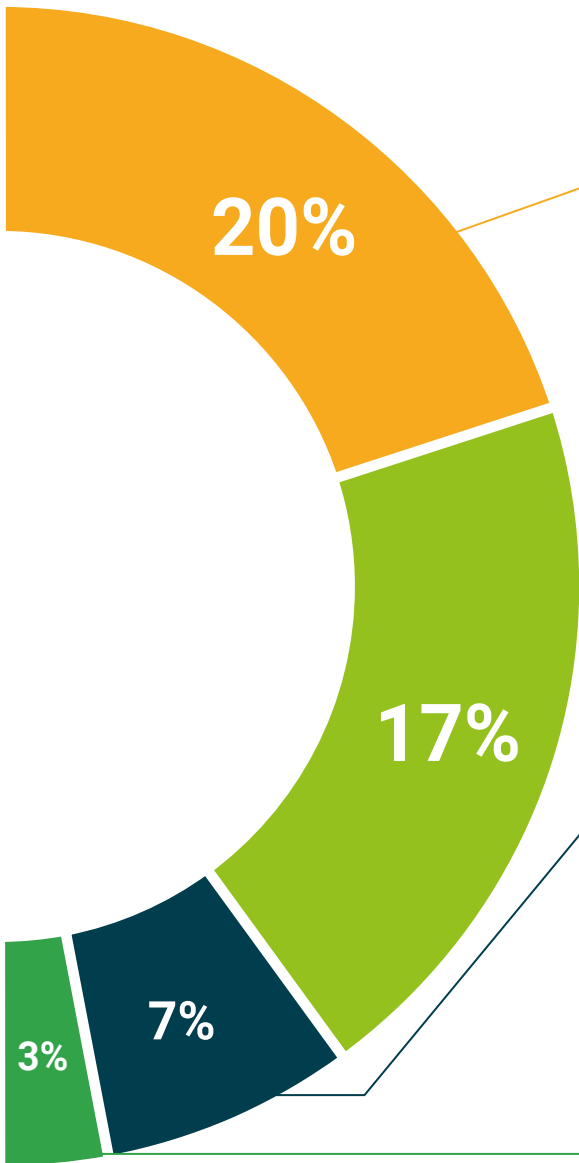
This unique multimedia content presentation training system was awarded by Microsoft as a "European Success Story".



Additional Reading

Recent articles, consensus documents and international guidelines, among others. In TECH's virtual library, students will have access to everything they need to complete their course.





Expert-Led Case Studies and Case Analysis

Effective learning ought to be contextual. Therefore, we will present you with real case developments in which the expert will guide you through focusing on and solving the different situations: a clear and direct way to achieve the highest degree of understanding.



Testing & Retesting

We periodically evaluate and re-evaluate students' knowledge throughout the program, through assessment and self-assessment activities and exercises, so that they can see how they are achieving their goals.



Classes

There is scientific evidence on the usefulness of learning by observing experts. The system known as Learning from an Expert strengthens knowledge and memory, and generates confidence in future difficult decisions.



Quick Action Guides

TECH offers the most relevant contents of the course in the form of worksheets or quick action guides. A synthetic, practical, and effective way to help students progress in their learning.



05

Certificate

Through a different and stimulating learning experience, you will be able to acquire the necessary skills to take a big step in your education. An opportunity to progress, with the support and monitoring of a modern and specialized university, which will propel you to the next professional level.





“

*Successfully complete this program
and receive your university qualification
without travel or laborious paperwork”*

The **Postgraduate Certificate in Zoonosis and Parasitosis for Pharmacists** is the most complete and up-to-date scientific program on the market.

After the student has passed the assessments, they will receive their corresponding **Postgraduate Certificate** issued by **TECH Technological University** via tracked delivery*.

The certificate issued by **TECH Technological University** will reflect the qualification obtained in the Postgraduate Certificate, and meets the requirements commonly demanded by labor exchanges, competitive examinations and professional career evaluation committees.

Title: **Postgraduate Certificate in Zoonosis and Parasitosis for Pharmacists**

Official N° of Hours: **200 h.**



*Apostille Convention. In the event that the student wishes to have their paper certificate issued with an apostille, TECH EDUCATION will make the necessary arrangements to obtain it, at an additional cost.

future
health confidence people
education information tutors
guarantee accreditation teaching
institutions technology learning
community commitment
personalized service innovation
knowledge present
development languages
virtual classroom



Postgraduate Certificate Zoonosis and Parasitosis for Pharmacists

- » Modality: online
- » Duration: 6 weeks
- » Certificate: TECH Technological University
- » Dedication: 16h/week
- » Schedule: at your own pace
- » Exams: online

Postgraduate Certificate

Zoonosis and Parasitosis for Pharmacists

