

Professional Master's Degree Wound Care for Nursing



Professional Master's Degree Wound Care for Nursing

- » Modality: online
- » Duration: 12 months
- » Certificate: TECH Global University
- » Accreditation: 60 ECTS
- » Schedule: at your own pace
- » Exams: online

Website: www.techtitute.com/us/nursing/professional-master-degree/master-wound-care-nursing

Index

01

Introduction

p. 4

02

Objectives

p. 8

03

Skills

p. 16

04

Course Management

p. 20

05

Structure and Content

p. 28

06

Methodology

p. 42

07

Certificate

p. 50

01

Introduction

Wound management represents significant challenges for nurses due to the diversity of its causes, its health implications and the cost associated with its treatment. As the population ages, there is a prevalence of chronic diseases such as Diabetes. This underscores the need for evidence-based skin lesion care practices. In this scenario, professionals need to stay at the forefront of the latest innovations in areas such as the evaluation and treatment of these pathologies. That is why TECH presents a revolutionary university program focused on the most sophisticated Wound Care strategies to optimize clinical outcomes. Moreover, it is based on a convenient 100% online modality.





“

Thanks to this 100% online Professional Master's Degree, you will overcome the challenges associated with the treatment of wounds and significantly improve the quality of life of individuals”

A recent report published by the World Health Organization reveals that Pressure Ulcers are a common complication in hospitalized patients, with an estimated prevalence of 10% in Intensive Care Units. In this situation, effective prevention and management of these conditions not only improve the quality of life of patients, but also significantly reduce the costs associated with prolonged treatment. In this scenario, nursing professionals play a key role in this area, ranging from assessment or diagnosis to the implementation of treatment plans and patient education. Therefore, they have the responsibility to acquire advanced competencies to provide highly personalized care according to the needs of the users.

In this context, TECH implements a pioneering and revolutionary Professional Master's Degree in Wound Care for Nursing. Designed by renowned experts in this area, the academic itinerary will focus on the most effective strategies for the management of wounds, skin lesions, burns and traumatic wounds. In addition, the agenda will delve into the management of complications related to the treatment of Venous Ulcers. During the course of the program, graduates will develop advanced competencies to diagnose wounds, identifying their etiology and any potential complications. Thanks to this, professionals will execute individualized treatment plans based on the clinical evaluation of patients.

Moreover, regarding the methodology of this program, TECH uses its innovative Relearning teaching system. This method consists of the progressive reiteration of key concepts to ensure that graduates achieve a full understanding of the content. In addition, for access to all the teaching resources, the only thing they will need is an electronic device with an Internet connection (such as their cell phone, tablet or computer). Therefore, they will enter the Virtual Campus and will enjoy a highly dynamic learning experience.

This **Professional Master's Degree in Wound Care for Nursing** contains the most complete and up-to-date scientific program on the market. The most important features include:

- ♦ The development of case studies presented by experts in Wound Care for Nursing
- ♦ The graphic, schematic and eminently practical contents with which it is conceived gather scientific and practical information on those disciplines that are indispensable for professional practice
- ♦ Practical exercises where self-assessment can be used to improve learning
- ♦ Its special emphasis on innovative methodologies
- ♦ Theoretical lessons, questions to the expert, debate forums on controversial topics, and individual reflection assignments
- ♦ Content that is accessible from any fixed or portable device with an Internet connection



A high-intensity program that will significantly increase the quality of your care for patients with skin lesions”

“

You will deepen in the care of Geriatric Patients with Arterial Ulcers, which will allow you to provide excellent care”

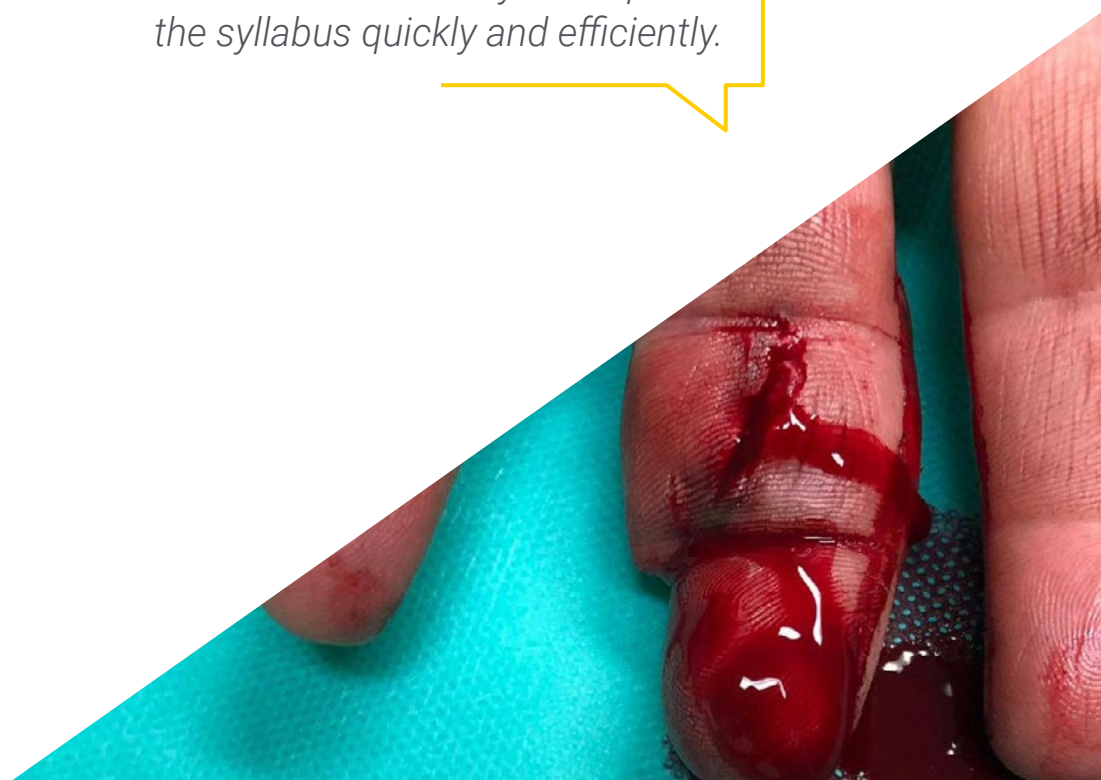
The program includes in its teaching staff professionals from the sector who bring to this program the experience of their work, as well as recognized specialists from leading societies and prestigious universities.

The multimedia content, developed with the latest educational technology, will provide the professional with situated and contextual learning, i.e., a simulated environment that will provide immersive education programmed to learn in real situations.

This program is designed around Problem-Based Learning, whereby the professional must try to solve the different professional practice situations that arise during the course. For this purpose, the student will be assisted by an innovative interactive video system created by renowned and experienced experts

You will implement in your clinical practice the most innovative pharmacological strategies to alleviate the pain caused by diabetic foot.

TECH's disruptive Relearning method will allow you to consolidate the key concepts of the syllabus quickly and efficiently.



02

Objectives

Upon completion of this Professional Master's Degree, nurses will stand out for their comprehensive understanding of the pathophysiology of wounds, the healing process and the various therapeutic treatments. Likewise, professionals will acquire advanced competencies to manage pain associated with skin lesions. In line with this, graduates will incorporate into their clinical practice the most sophisticated strategies to prevent pressure ulcers and other injuries related to chronic diseases. In addition, these experts will carry out state-of-the-art wound care techniques, including debridement, to ensure patient recovery.





“

You will gain skills to educate patients about the importance of Wound Care and the prevention of complications”



General Objectives

- ◆ Develop key techniques and considerations in skin assessment in Nursing
- ◆ Determine the management of common dermatologic conditions
- ◆ Examine recent advances in dermatologic care and their application in Nursing practice
- ◆ Examine Dependency-Related Skin Lesions, and understand their etiology
- ◆ Analyze the risk factors and underlying causes of pressure ulcers
- ◆ Establish the relationship between prolonged pressure and ulcer development
- ◆ Assess the prevalence and impact of Dependency-Related Skin Lesions in health care
- ◆ Substantiate the complexity of comprehensive management of venous ulcers from a preventive approach
- ◆ Develop specialized competencies in the treatment and care of venous ulcers to design personalized care plans and coordinate interdisciplinary care for patients with venous ulcers
- ◆ Update knowledge on the latest advances and technologies in venous ulcer treatments to be able to integrate them into clinical practice and improve patient outcomes
- ◆ Analyze the pathophysiology of arterial ulcers, exploring the underlying causes and mechanisms that will trigger arterial ulcer formation to improve diagnosis and management
- ◆ Master assessment and diagnostic techniques, specializing nurses in the accurate identification of arterial ulcers, differentiation between arterial ulcers and other skin lesions, to facilitate an effective care plan



- ♦ Develop skills in the comprehensive management of arterial ulcers, providing practical tools and strategies for the treatment of arterial ulcers, including wound healing techniques, infection prevention and promotion of healing
 - ♦ Substantiate relevant principles of surgical wound care
 - ♦ Generate specialized knowledge to master wound assessment techniques to identify complications
 - ♦ Manage best practices in wound dressing and cleansing
 - ♦ Analyze the best strategies to prevent infection and promote optimal healing
 - ♦ Develop the importance of patient education in wound care
 - ♦ Prevent the development of diabetic foot ulcers through a combination of proper skin care, patient education on regular foot inspection, proper footwear and early identification and management of risk factors
 - ♦ Prevent serious complications such as infections, osteomyelitis and amputations by controlling blood glucose, treating neuropathy and peripheral vascular disease, and providing early care for any injuries
 - ♦ Educate the patient on diabetic foot management, the importance of self-care: regular foot examination, proper skin care, wearing appropriate footwear, and seeking timely medical attention for injuries
 - ♦ Adopt Advanced Treatment Strategies, specialized methods and techniques for the treatment of skin lesions in pediatrics
 - ♦ Promote multidisciplinary collaboration with other health care professionals and Prevention and Education, instilling the importance of skin lesion prevention and education for parents and caregivers
- ♦ Develop specialized clinical skills in the management of skin lesions in Pediatrics and equip nurses with skills to treat and manage skin lesions in children
 - ♦ Examine the Physiology of Pediatric Skin, determine the differences between pediatric and adult skin and the treatment of lesions
 - ♦ Adopt Advanced Treatment Strategies, methods and specialized techniques for the treatment of skin lesions in Pediatrics
 - ♦ Promote Effective Communication, develop skills to communicate with children and their caregivers in a compassionate and effective manner
 - ♦ Adopt Advanced Treatment Strategies, methods and specialized techniques for the treatment of skin lesions in Pediatrics
 - ♦ Promote Effective Communication, develop skills to communicate with children and their caregivers in a compassionate and effective manner
 - ♦ Promote multidisciplinary collaboration with other health care professionals and Prevention and Education, instilling the importance of skin lesion prevention and education for parents and caregivers



Specific Objectives

Module 1. Skin Wound Management for Nursing

- ♦ Develop specialized knowledge of skin infections: causes, symptoms and treatments
- ♦ Propose skin care strategies for geriatric and chronically ill patients based on best practices and current scientific evidence
- ♦ Examine advances in dermatologic care, including the application of augmented reality and artificial intelligence in dermatologic diagnosis
- ♦ Generate patient education plans for skin care, using effective communication techniques and appropriate educational materials

Module 2. Dependency-Related Skin Lesions

- ♦ Examine the underlying causes and risk factors associated with Dependency-Related Skin Lesions
- ♦ Assess the impact of pressure ulcers on the patient's quality of life and the health care system

Module 3. Venous Ulcer Management for Nursing

- ♦ Implement effective preventive strategies by educating patients about self-care and performing venous ulcer prevention protocols in our clinical setting
- ♦ Apply principles of skilled care by developing specific skills such as debridement or application of specific dressings
- ♦ Address the specific needs of geriatric patients by recognizing the unique characteristics of venous ulcers in this type of patient
- ♦ Coordinate care in patients with concurrent vascular disease by effectively assessing and treating these existing conditions and collaborating with other professionals to develop personalized care plans

Module 4. Arterial Ulcer Management for Nursing

- ♦ Identify risk factors associated with Arterial Ulcers to recognize underlying medical conditions that increase susceptibility to Arterial Ulcers
- ♦ Apply noninvasive vascular assessment techniques to assess blood flow and tissue perfusion in patients with arterial ulcers
- ♦ Implement preventive and skin care measures by developing personalized skin care protocols, including education on healthy lifestyle habits and the use of protective devices
- ♦ Select and apply advanced wound healing therapies by becoming familiar with therapeutic options such as specialized dressings or other types of therapy

Module 5. Surgical Wound Management (QX) for Nursing

- ♦ Identify factors that affect surgical wound healing such as patient age, nutritional status, presence of chronic disease, and type of surgery performed
- ♦ Differentiate between different types of surgical wounds based on etiology, such as clean, contaminated, or infected incisions and understand how these differences affect the approach to care
- ♦ Determine the characteristics of a surgical wound in the process of normal healing, including granulation tissue formation, epithelialization and wound contraction
- ♦ Develop the fundamental principles of surgical wound cleansing, the importance of using non-cytotoxic cleansing solutions and avoiding damage to granulation tissue
- ♦ List the signs and symptoms of surgical wound infection such as redness, warmth, pain, edema and oozing and understand the importance of early identification and treatment of these complications



- ◆ Analyze the different types of dressings used in surgical wound management, analgesic administration according to pain intensity and patient preferences
- ◆ Evaluate the effectiveness of surgical wound care interventions by regular monitoring of wound healing, assessment of the amount and character of wound exudate and detection of signs of complications
- ◆ Demonstrate skills in patient education about surgical wound care by using effective communication techniques and tailoring information to the individual needs and level of patient understanding

Module 6. Diabetic Foot Management for Nursing

- ◆ Develop skills to control blood glucose within target range, critical to preventing diabetic foot complications
- ◆ Substantiate the importance of controlling blood pressure and lipid levels within recommended ranges to help prevent cardiovascular disease and microvascular complications associated with the Diabetic Foot
- ◆ Determine how to perform a regular foot exam: educate the patient on the importance of regularly examining their feet for signs of lesions or changes, such as calluses, abrasions, redness or changes in skin temperature
- ◆ Specify how to carry out proper skin care by the patient to keep the skin of the feet clean and moisturized, avoiding the use of products that can cause dryness or irritation, and using appropriate moisturizing creams
- ◆ Know how to convey to the patient the importance of proper footwear that fits properly and protects the feet from injury, abrasions and deformities, especially if the patient has peripheral neuropathy or foot deformities

- ♦ Generate specialized knowledge about ulcer prevention, Implement specific preventive measures to reduce the risk of developing foot ulcers such as removal of calluses, proper nail trimming, the use of orthopedic pads or insoles, and avoidance of sudden temperature changes
- ♦ Address the treatment of existing foot ulcers including debridement of necrotic tissue, infection control and promotion of wound healing
- ♦ Educate the patient on the importance of maintaining a healthy weight, following a balanced diet, exercising regularly, and avoiding tobacco and excessive alcohol consumption

Module 7. Management of Pediatric Skin Lesions for Nursing

- ♦ Identify common pediatric skin lesions such as rashes, burns and cuts
- ♦ Develop skills to assess skin lesions in children using appropriate methods and tools
- ♦ Implement effective treatment plans and apply appropriate treatment strategies for Pediatric Skin Lesions, use of specific dressings and medications
- ♦ Establish clear and compassionate communication with children and their families to explain treatments and procedures
- ♦ Establish lines of collaboration with multidisciplinary teams such as physicians and physiotherapists, to provide comprehensive care
- ♦ Prevent skin lesions and promote practices to prevent skin lesions in children and educate parents and caregivers about skin care



Module 8. Burn Management for Nursing

- ♦ Examine the physiology of burns, develop a solid understanding of the anatomy and physiology related to burns, including the healing process and possible complications
- ♦ Identify and classify the different degrees of burns and assess the extent and severity of injuries
- ♦ Master the basic and advanced techniques for the immediate treatment of burns, including pain management and infection prevention
- ♦ Understand the burn rehabilitation and recovery process, and manage strategies to minimize scarring, contractures, and other complications
- ♦ Encourage multidisciplinary collaboration with other health care professionals (surgeons, physiotherapists and psychologists) to provide comprehensive treatment
- ♦ Promote strategies for burn prevention, as well as educate patients and their families on safety measures and proper care

Module 9. Graft Management Negative Pressure (-) Therapy for Nursing

- ♦ Identify key procedural steps in the application of negative pressure therapy in the postoperative management of skin grafts, including wound bed preparation and selection of appropriate devices
- ♦ Discuss the physiologic mechanisms by which negative pressure therapy promotes wound healing and reduces complications in the skin grafting process
- ♦ Analyze specific clinical cases in which negative pressure therapy has been shown to be beneficial in optimizing outcomes: reduction of graft loss and prevention of infections
- ♦ Evaluate current recommendations and best practices in the use of negative pressure therapy, optimal duration of treatment, frequency of dressing changes and monitoring patient response

Module 10. Traumatic Wound Management for Nursing

- ♦ Develop specialized knowledge to perform a systematic initial assessment of traumatic wounds, including identification of signs of severity and determination of the need for immediate intervention.
- ♦ Analyze the different wound closure techniques, from primary closure to the use of specialized dressings and bandages and select the most appropriate option according to the characteristics of the injury
- ♦ Master the postoperative management of traumatic wounds, follow-up of healing, infection prevention and physical and emotional rehabilitation of the patient
- ♦ Integrate prevention and education strategies in traumatic wound care, at both the individual and community levels, to reduce the incidence of injury and promote safe environments



TECH will rely on the most innovative multimedia resources for this program development, such as case studies or interactive summaries”

03 Skills

Through this university program, Nursing professionals will acquire advanced competencies oriented to the design, implementation and evaluation of personalized care plans for patients with Acute Wounds. At the same time, graduates will master advanced techniques for the treatment of Skin Lesions, among which the use of specialized dressings and Negative Pressure Therapies. In addition, nurses will be highly qualified to manage complex wound cases, coordinating both the care and appropriate follow-up of patients. In addition, they will educate users on optimal Wound Care, prevention of complications and promotion of self-care.



“

You will implement individualized care plans for patients suffering from Chronic and Acute Wounds”



General Skills

- ♦ Develop technical skills in the management of different types of wounds, including Arterial Ulcers and Burns
- ♦ Improve the ability to adequately monitor and evaluate the evolution of wounds and the healing process
- ♦ Acquire competencies for the prevention and management of complications associated with wounds, such as infections
- ♦ Apply the latest trends in wound management, including the use of advanced therapies



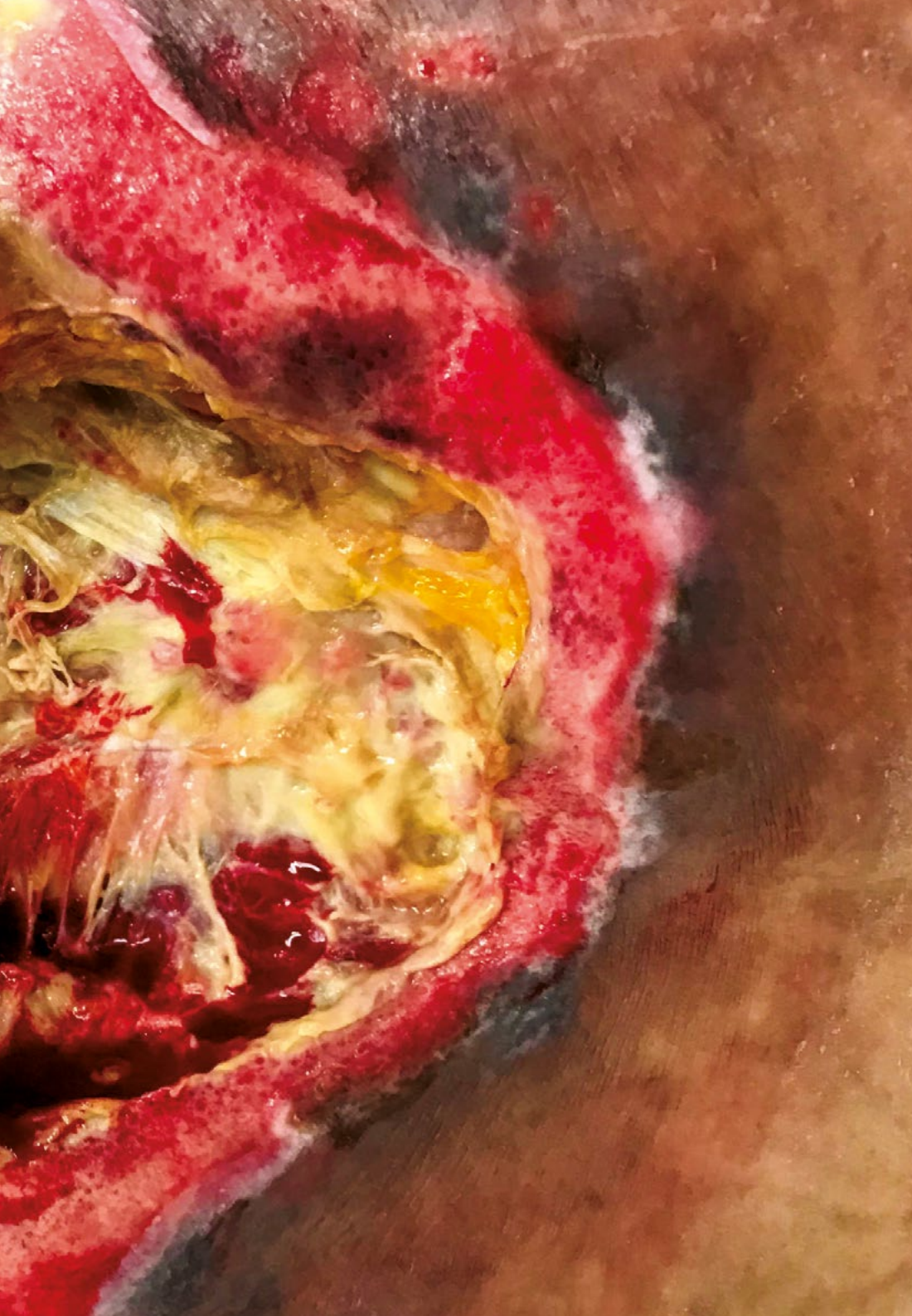


Specific Skills

- ♦ Master the techniques of assessment and diagnosis of different types of wounds
- ♦ Manage the different wound management techniques, including advanced dressings, topical therapies and surgical procedures
- ♦ Develop skills in the management of wound complications such as infections, dehiscence and fistulas
- ♦ Acquire competencies in the prevention and care of chronic wounds, such as pressure ulcers, vascular ulcers and diabetic ulcers

“

You will diagnose a wide variety of wound types, identifying signs of infection, complications and healing status”



04

Course Management

TECH's philosophy is to offer the most complete and up-to-date university programs in the academic landscape. For this reason, the institution carries out a meticulous process to constitute its teaching staff. Thanks to this, this Professional Master's Degree has the participation of leading specialists in the field of Wound and Skin Lesion Management. These professionals have a wide professional background, where they have been part of renowned health institutions to optimize the welfare of numerous patients. In this way, they have created didactic materials defined by their quality and full applicability to the demands of the labor market.



“

You will have the support of a teaching team made up of professionals with extensive experience in Wound and Skin Lesion Management”

Guest Director



Mr. Pérez Barreno, David

- Complex Chronic Wounds Nurse in the Malaga-Guadalhorce Valley Health District
- Manager and Coordinator of Nursing staff in health care centers
- KOL in several innovation and research projects related to Wound Care Nursing
- Member of the Group of Research in Care of Malaga (Invescuida) IBIMA
- Administrator of OJS Platforms in Nursing scientific journals
- Master's Degree in Deterioration of Cutaneous Integrity, Ulcers and Wounds by the Catholic University of Valencia
- University Expert in Care and Cure of Chronic Wounds by the University of Cantabria
- University Expert in Nursing Human Resources Management, UNED (UNED)
- Postgraduate Certificate in Nursing from the University of Cadiz
- Diploma in Physiotherapy from the University of La Laguna, Tenerife
- Member of: Spanish Association of Vascular and Wound Nursing, Spanish Wound Society, European Wound Management Association (EWMA)

Management



Mr. Toribio Martínez, Sergio José

- Academic Specialist in Nursing at the University of Granada
- Nurse of the Operating Room Service at the University Hospital of Ceuta
- Member of the Commission for Research, Teaching and Continuing Education at the University Hospital of Ceuta
- Expert in Evaluation of Continuing Health Education Activities at the National Institute of Health Management, Ministry of Health and Consumer Affairs
- Master's Degree in Nursing Sciences Research, University of Almeria
- Master's Degree in Occupational Risk Prevention, specializing in Ergonomics, Occupational Safety, Industrial Hygiene and Applied Psychosociology
- University diploma in Emergency Nursing from the Complutense University of Madrid
- Diploma in Nursing from the University of Granada
- Higher Diploma in Management and Administration of Health and Social Services Companies, National School of Health, Carlos III Health Institute
- Diploma in Health by the National School of Health, Carlos III Institute of Health

Professors

Ms. Bueno Ramírez, Soledad

- ◆ Nurse of Internal Medicine and Outpatients at the University Hospital of Ceuta
- ◆ Nurse at the Fresenius Medical Care Dialysis Center
- ◆ Nurse in the Surgical Medicine Service at the Military Hospital, Ceuta
- ◆ Nurse in the Psychiatry and Internal Medicine Service at the Reina Sofia University Hospital
- ◆ Nurse at the Ceuta Dialysis Center, Ceuta
- ◆ Nurse at FEAPS (Center for the Physically, Mentally and Sensory Handicapped)
- ◆ Nurse for Nest, Emergency and Plant Services at Hospiten Sur, Tenerife
- ◆ Master's Degree in Nursing in Emergencies and Catastrophes
- ◆ Master's Degree in Nursing in Internal Medicine
- ◆ University Diploma in Nursing Processes and Interventions in the field of General Care
- ◆ University Expert in Disaster Management for Nursing
- ◆ University Expert in Advanced Life Support
- ◆ University Expert in Severe Trauma Care for Nursing
- ◆ University Expert in Emergency Medical Care for Nursing
- ◆ University Expert in Pregnancy, Childbirth and Puerperium for Nursing
- ◆ University Expert in Pediatric Care for Nursing
- ◆ Diploma in Business Nursing from the University of Ceuta
- ◆ Diploma in Nursing from the University of Granada
- ◆ Higher Technician in Clinical Diagnostics Laboratory

Ms. Fernández de Barrena San Miguel, Ainhoa

- ◆ Nurse in the Emergency Department at the University Hospital of Ceuta
- ◆ Nurse in Vivanta Clinics, Aesthetic Medicine
- ◆ Nurse in Plena Inclusion Ceuta
- ◆ Nurse at the Temporary Stay Center for Immigrants (CETI)
- ◆ Professional Master's Degree in Accident, Emergency and Disaster Nursing
- ◆ Professional Master's Degree in Internal Medicine Nursing
- ◆ University Expert in Disaster Management for Nursing
- ◆ University Expert in Emergency Medical Care for Nursing
- ◆ University Expert in Severe Trauma Care for Nursing
- ◆ University Expert in Advanced Life Support for Nursing
- ◆ University Expert in Applied Infectious Diseases in Nursing
- ◆ Diploma in Nursing from the University of Granada



Ms. Pareja Miralles, Patricia

- ♦ Nurse of the Internal Medicine Service at the University Hospital of Ceuta
- ♦ Dialysis Service Nurse at RTS (BAXTER)
- ♦ Nurse of the Dialysis Service at Fresenius Medical Care
- ♦ Nurse at the Venus Center, Ceuta
- ♦ Master's Degree in Internal Medicine Nursing
- ♦ Master's Degree in Emergency and Catastrophe Nursing
- ♦ University Expert in Advanced Life Support for Nursing
- ♦ University Expert in Disaster Management for Nursing
- ♦ University Expert in Processes of Nursing Interventions in the Field of General Care
- ♦ University Expert in Pediatric Care for Nursing
- ♦ University Expert in Pregnancy, Childbirth and Puerperium for Nursing
- ♦ University Expert in Severe Trauma Care for Nursing
- ♦ University Expert in Emergency Medical Care for Nursing
- ♦ Diploma in Nursing from the University School of Granada

Ms. Gaona Ortiz, Noelia

- ♦ Nurse in Public Health Services and Centers in Ceuta
- ♦ Nurse in Franciscan Brothers of Cruz Blanca
- ♦ Nurse in Pia Union Fraternity of Christ, Residence Nazareth, Ceuta
- ♦ Nurse in Residencia Sar Rosario, Torres de la Alameda, Madrid
- ♦ Nurse in Provincial Sanitary Union, Ceuta
- ♦ Nurse at Medical Center and Home Care, Ceuta
- ♦ Master's Degree in Nursing in Emergencies and Disasters by the University CEU Cardenal Herrera
- ♦ Master's Degree in Nursing Direction and Management, CEU Cardenal Herrera University
- ♦ Master's Degree in Nursing in the Internal Medicine Department by the University CEU Cardenal Herrera
- ♦ University expert in Infectious Diseases Applied to Nursing by the CEU Cardenal Herrera University
- ♦ University expert in Medical Emergencies for Nursing by the CEU Cardenal Herrera University
- ♦ University expert in Severe Trauma Care for Nursing by the CEU Cardenal Herrera University
- ♦ University expert in Advanced Life Support by the CEU Cardenal Herrera University
- ♦ University expert in Nursing Processes and Interventions in the field of General Care by the CEU Cardenal Herrera University
- ♦ University expert in Disaster Management for Nursing, CEU Cardenal Herrera University
- ♦ Diploma in Nursing from the University School of Nursing Red Cross, Ceuta



Ms. Romero Sousa, Gema María

- ◆ Nurse at the University Hospital of Ceuta
- ◆ Nurse in Primary Care
- ◆ Nurse in Spanish Red Cross
- ◆ Nurse at Cruz Blanca
- ◆ Nurse at Gerón Residence
- ◆ Nurse in Nazareth Residence
- ◆ Professional Master's Degree in Accident, Emergency and Disaster Nursing
- ◆ Professional Master's Degree in Nursing in Internal Medicine
- ◆ University Expert in Severe Trauma Care for Nursing
- ◆ University Expert in Emergency Medical Care for Nursing
- ◆ University Expert in Disaster Management for Nursing
- ◆ University Expert in Applied Infectious Diseases in Nursing
- ◆ Postgraduate Diploma in Advanced Life Support for Nursing
- ◆ Graduate in Nursing from the University of Malaga

“

*A unique, crucial and
decisive learning
experience to boost your
professional development”*

05

Structure and Content

Through this Professional Master's Degree, nurses will have a holistic understanding of the pathophysiology of wounds and the healing process. Composed of 10 specialized modules, the study plan will focus on the management of skin injuries, ranging from skin wounds or pressure ulcers to burns. The syllabus will delve into a wide range of advanced treatments to reduce pain from injuries, including Negative Pressure Therapy or Hyperbaric Oxygen. The program will also provide the most sophisticated strategies to prevent Dependency-Related Skin Injuries.



“

You will implement the most innovative prevention strategies to reduce the incidence of Wounds, especially in high risk patients”

Module 1. Management of Skin Wounds for Nursing

- 1.1. Wound Assessment
 - 1.1.1. Wound Identification and Assessment
 - 1.1.2. Recognition of Early Signs of Wounds
 - 1.1.3. Wound Assessment Tools
 - 1.1.4. Documentation and Monitoring of Wound Progression
- 1.2. Wound Bed Preparation
 - 1.2.1. Wound Cleaning: Techniques
 - 1.2.2. Enzymatic Debridement
 - 1.2.3. Exudate Management
 - 1.2.4. Stimulation of Granulation: Negative Pressure Therapy, Growth Factors and Hyperbaric Oxygen
 - 1.2.5. Wound Bed Protection
- 1.3. Wounds According to Typology
 - 1.3.1. Acute Wounds: Cuts, Burns and Fractures
 - 1.3.2. Chronic Wounds: Pressure, Venous and Diabetic Ulcers
 - 1.3.3. Surgical Wounds: Incisions, Excisions, Sutures
 - 1.3.4. Traumatic Wounds: Abrasions, Contusions, Lacerations
- 1.4. Treatment and Care of Wounds
 - 1.4.1. Advanced Therapies: Negative Pressure Therapy, Hyperbaric Oxygen, Laser Therapy
 - 1.4.2. Pain Management
 - 1.4.3. Wound Follow-Up and Evaluation
- 1.5. Wound Care in Humid Environment (CAH) and TIME Concept
 - 1.5.1. Principles of CAH Contraindications
 - 1.5.2. TIME: Non-Viable Tissue, Infection or Inflammation, Wound Bed Moisture, Wound Edges
 - 1.5.3. CAH and TIME Implementation: Initial Wound Assessment, Treatment Plan, Follow-Up and Adjustment of the Plan
 - 1.5.4. Scientific Evidence on CAH and TIME: Clinical Practice Guideline
- 1.6. Wound Physiology Wound Healing Process and Complications
 - 1.6.1. Healing Process: Inflammatory, Proliferative and Remodeling Phase
 - 1.6.2. Factors Affecting Healing: Nutrition, Age and Chronic Diseases
 - 1.6.3. Types of Healing: Healing by First Intention, by Second Intention and by Third Intention
 - 1.6.4. Complications in Healing: Infection, Dehiscence, Keloid
 - 1.6.5. Wound Treatment: Cleaning, Use of Antibiotics, Dressings
- 1.7. Management of Infection and Wound Complications
 - 1.7.1. Signs of Wound Infection: Redness, Warmth, Pain
 - 1.7.2. Treatment of Infection: Antibiotics, Debridement and Wound Care
 - 1.7.3. Wound Complications: Necrosis, Gangrene, Sepsis
 - 1.7.4. Infection Prevention: Wound Cleansing
 - 1.7.5. Management of Wound Complications
- 1.8. Management of Wound Care Materials
 - 1.8.1. Selection and Correct Use of Materials
 - 1.8.2. Storage of Materials: Storage Conditions and Inventory Management
 - 1.8.3. Material Handling Safety: Safe Disposal of Used Materials, Accident Prevention
- 1.9. Comprehensive and Integrated Care Among Different Professionals
 - 1.9.1. Teamwork: Roles and Responsibilities Conflict Resolution
 - 1.9.2. Coordination of Care: Shared Care Plan, Coordination with Other Services, Continuity of Care
 - 1.9.3. Referral to Specialists: Referral and Follow-Up Process
 - 1.9.4. Assessment of Quality of Care: Quality Indicators, Clinical Audits and Continuous Quality Improvement
- 1.10. Clinical Language in Relation to Wounds
 - 1.10.1. Anatomical, Wound Assessment and Wound Management Terms
 - 1.10.2. Effective Communication: Communication with the Patient and Other Health Care Professionals
 - 1.10.3. Clinical Documentation: Informed Consent
 - 1.10.4. Ethics in Wound Care: Respect for Patient Autonomy, Beneficence and Non-Maleficence, Justice



Module 2. Dependency-Related Skin Injuries

- 2.1. Dependency-Related Skin Injuries
 - 2.1.1. Dependency-Related Skin Injuries
 - 2.1.1.1. Causes and Risk Factors
 - 2.1.2. Anatomy and Physiology of the Skin in Relation to Dependency-Related Skin Lesions
 - 2.1.2.1. Skin Changes
 - 2.1.3. Impact of Dependency-Related Skin Lesions on the Patient's Quality of Life and on the Health Care System
 - 2.1.3.1. Costs Associated with Treatment
 - 2.1.4. Prevention of Dependence-Related Skin Lesions and Evaluation of the Risk of Dependence
 - 2.1.5. Research, Advances and Resources in the Management of Dependency-Related Skin Lesions in Special Populations
 - 2.1.5.1. Clinical Practice Guidelines
- 2.2. Assessment of Dependence-Related Skin Lesions
 - 2.2.1. Skin Inspection
 - 2.2.1.1. Identification of Areas of Redness and Signs of Infection
 - 2.2.1.2. Evaluation of Skin Integrity
 - 2.2.2. Measurement of Dependency-Related Skin Lesions
 - 2.2.2.1. Measurement of Size
 - 2.2.2.2. Depth Assessment
 - 2.2.2.3. Tissue Evaluation in the Ulcer Bed
 - 2.2.3. Classification of Dependency-Related Skin Lesions
 - 2.2.3.1. Stages of Dependency-Related Skin Lesions
 - 2.2.3.2. Dependence-Related Skin Lesions, Not Classifiable
 - 2.2.3.3. Pressure-Related Skin Lesions Due to Medical Devices
 - 2.2.4. Pain Assessment
 - 2.2.4.1. Scales for Assessing Pain
 - 2.2.4.2. Pain Management in Pressure Related Skin Injuries
 - 2.2.4.3. Patient Education in Pain Management
 - 2.2.5. Documentation of Dependency-Related Skin Lesions
 - 2.2.5.1. Photographing and Recording the Evolution
 - 2.2.5.2. Communication with Other Health Professionals

- 2.3. Treatment of Dependency-Related Skin Lesions
 - 2.3.1. Cleansing of Dependency-Related Skin Lesions
 - 2.3.1.1. Selection of the Cleaning Solution
 - 2.3.1.2. Cleaning Techniques and Frequency
 - 2.3.2. Debridement of Dependency-Related Skin Lesions
 - 2.3.2.1. Types of Debridement
 - 2.3.2.2. Indications and Contraindications
 - 2.3.2.3. Care After Debridement
 - 2.3.3. Selection of Dressings
 - 2.3.3.1. Types, Properties and Change of Dressings
 - 2.3.4. Advanced Therapies
 - 2.3.4.1. Negative Pressure Therapy
 - 2.3.4.2. Hyperbaric Oxygen
 - 2.3.4.3. Biological Therapies
 - 2.3.5. Surgery of Dependency-Related Skin Lesions
 - 2.3.5.1. Indications for Surgery
 - 2.3.5.2. Types of Surgery
 - 2.3.5.3. Postoperative Care
- 2.4. Management of Exudate from Dependency-Related Skin Lesions
 - 2.4.1. Evaluation of the Exudate
 - 2.4.1.1. Amount of Exudate, Characteristics and Changes in Exudate
 - 2.4.2. Exudate Management
 - 2.4.2.1. Absorbent Dressings, Drains and Dressing Changes
 - 2.4.3. Impact of Exudate on the Perilesional Skin
 - 2.4.3.1. Moisture Dermatitis, Maceration and Protection of the Perilesional Skin
 - 2.4.4. Exudate and Pain
 - 2.4.4.1. Impact of Exudate on Pain
 - 2.4.4.2. Pain Management in Skin Lesions with a lot of Exudate
 - 2.4.4.3. Patient Education
 - 2.4.5. Exudate and Odor
 - 2.4.5.1. Causes of Odor in Skin Lesions
 - 2.4.5.2. Management of Odor: Impact of Odor on the Patient's Quality of Life



- 2.5. Dependency Related Skin Lesions in Special Populations
 - 2.5.1. Dependence-Related Skin Lesions in Elderly People
 - 2.5.1.1. Risk Factors in People, Prevention and Treatment
 - 2.5.2. Dependency-Related Skin Lesions in Persons with Reduced Mobility
 - 2.5.2.1. Risk Factors, Prevention and Treatment
 - 2.5.3. Dependency-Related Skin Lesions in People with Chronic Diseases
 - 2.5.3.1. Risk Factors, Prevention and Treatment in People with Chronic Diseases
 - 2.5.4. Dependency-Related Skin Lesions in Palliative Care
 - 2.5.4.1. Pain Management, Skin Care and Emotional Support
 - 2.5.5. Research, Advances and Resources on Dependency-Related Skin Lesions in Special Populations
 - 2.5.5.1. Clinical Practice Guidelines
- 2.6. Nutrition and Dependency-Related Skin Lesions
 - 2.6.1. Nutritional Assessment
 - 2.6.1.1. Body Mass Index
 - 2.6.1.2. Evaluation of Dietary Intake and Nutrient Levels
 - 2.6.2. Nutrients and Pressure Ulcer Healing
 - 2.6.2.1. Proteins, Vitamins and Minerals and Hydration
 - 2.6.3. Nutritional Interventions
 - 2.6.3.1. Nutritional Supplements, Balanced Diet and Dietary Counseling
 - 2.6.4. Nutrition and Comorbidities
 - 2.6.4.1. Diabetes
 - 2.6.4.2. Renal Disease
 - 2.6.4.3. Cardiovascular Disease
 - 2.6.5. Nutritional Education
 - 2.6.5.1. Importance of Nutrition in the Healing of Pressure Ulcers
 - 2.6.5.2. Foods Beneficial for the Healing of Pressure Ulcers
- 2.7. Dependency-Related Skin Lesions and Quality of Life
 - 2.7.1. Physical Impact of Dependency-Related Skin Lesions
 - 2.7.1.1. Pain, Mobility Limitations and Sleep Problems
 - 2.7.2. Emotional Impact of Dependency-Related Skin Injuries
 - 2.7.2.1. Stress, Anxiety and Depression Body Image and Self-Esteem
 - 2.7.3. Social Impact of Skin Lesions Related to Dependency
 - 2.7.3.1. Social Isolation, Dependence and Impact on the Family and Caregivers
 - 2.7.4. Assessment of Quality of Life and Pain
 - 2.7.4.1. Quality of Life Assessment Scales
 - 2.7.4.2. Scales for Assessing Pain
 - 2.7.5. Emotional and Social Impact Assessment
 - 2.7.6. Improvement of Quality of Life
 - 2.7.6.1. Pain Management, Psychological Support, and Promotion of Social Participation
- 2.8. Coordination of Home Care Services in Different Patient Care Settings
 - 2.8.1. Coordination of Home Care Services
 - 2.8.2. Evaluation and Follow-Up by the Home Care Services
 - 2.8.3. Roles and Responsibilities in the Primary Care Team
- 2.9. Patient and Caregiver Education
 - 2.9.1. Care of Dependency-Related Skin Lesions at Home
 - 2.9.1.1. Cleaning the Ulcer, Changing Dressings, Positioning
 - 2.9.1.2. Pain Management at Home
 - 2.9.2. Use of Analgesics
 - 2.9.2.1. Relaxation Techniques and Consultation with the Health Professional in the Event of Increased Pain
 - 2.9.2.2. Stress Management and Emotional Support for Patients and Caregivers
 - 2.9.3. Research, Advances and Resources in the Improvement of Quality of Life in Patients with Dependency-Related Skin Lesions

- 2.10. Research and Advances in the Management of Dependency-Related Skin Lesions
 - 2.10.1. Research on Prevention of Dependency-Related Skin Lesions (I)
 - 2.10.1.1. Studies on the Efficacy of Preventive Measures
 - 2.10.1.2. Development of New Pressure-Relieving Devices and Research on Nutrition and Prevention of Pressure Ulcers
 - 2.10.2. Research on Treatment of Dependency-Related Skin Lesions (II)
 - 2.10.2.1. Clinical Trials of New Treatments
 - 2.10.2.2. Research on Pain Management
 - 2.10.2.3. Studies on the Quality of Life of People with Dependence-Related Skin Lesions
 - 2.10.3. Advances in the Care of Dependency-Related Skin Lesions
 - 2.10.3.1. New Dressings and Wound Care Materials
 - 2.10.3.2. Advanced Therapies and Innovations in Education and Training
 - 2.10.4. Participation in Nursing Research
 - 2.10.4.1. Participation in Clinical Trials
 - 2.10.4.2. Nursing Research Training
 - 2.10.4.3. Research Ethics
 - 2.10.5. Research Updates and Advances
 - 2.10.5.1. Scientific Literature, Congresses and Seminars
 - 2.10.5.2. Professional Networks and Interest Groups

Module 3. Venous Ulcer Management for Nursing

- 3.1. Etiology of Venous Ulcers
 - 3.1.1. Pathophysiological Mechanisms of Venous Ulcers
 - 3.1.2. Identification of Specific Risk Factors in Nursing
 - 3.1.3. Interaction between Underlying Diseases and Venous Ulcers
- 3.2. Assessment of Venous Ulcers
 - 3.2.1. Specialized Clinical Assessment Tools
 - 3.2.2. Interpretation of Diagnostic Test Results for Venous Ulcers
 - 3.2.3. Assessment of Pain Perception and Functionality in Patients with Venous Ulcers

- 3.3. Prevention of Venous Ulcers
 - 3.3.1. Patient Education on Self-Care and Prevention of Venous Ulcers
 - 3.3.2. Implementation of Prevention Measures in the Health Care Setting
 - 3.3.3. Development of Personalized Care Programs for the Prevention of Venous Ulcers
- 3.4. Treatment of Venous Ulcers: Comprehensive Therapy and Other Approaches
 - 3.4.1. Conservative Therapeutic Approaches to the Treatment of Venous Ulcers
 - 3.4.2. Surgical Interventions and Invasive Procedures in the Treatment of Venous Ulcers
 - 3.4.3. Management of Complications Associated with the Treatment of Venous Ulcers
- 3.5. Venous Ulcer Care
 - 3.5.1. Wound Care Specific for Venous Ulcers
 - 3.5.2. Continuous Monitoring of the Ulcer and Surrounding Skin in Patients with Venous Ulcers
 - 3.5.3. Promotion of Self-Care and Self-Monitoring in Patients with Venous Ulcers
- 3.6. Pain Management in Venous Ulcers
 - 3.6.1. Pharmacological Strategies for Pain Control in Patients with Venous Ulcers
 - 3.6.2. Physical Therapy and Rehabilitation Techniques for Pain Management in Venous Ulcers
 - 3.6.3. Psychosocial Interventions for the Management of Chronic Pain in Patients with Venous Ulcers
- 3.7. Nutrition and Venous Ulcers
 - 3.7.1. Impact of Nutrition on Venous Ulcer Healing
 - 3.7.2. Dietary Recommendations to Improve Vascular Health and Promote Healing in Venous Ulcers
 - 3.7.3. Management of Malnutrition in Patients with Venous Ulcers
- 3.8. Venous Ulcers in Geriatric Patients
 - 3.8.1. Care of Venous Ulcers in Elderly Patients
 - 3.8.2. Management of Comorbidities and Vascular Fragility in Geriatric Patients with Venous Ulcers
 - 3.8.3. Care Strategies Focused on the Geriatric Patient with Venous Ulcers
- 3.9. Venous Ulcers in Patients with Vascular Diseases
 - 3.9.1. Evaluation and Treatment of Underlying Vascular Conditions in Patients with Venous Ulcers
 - 3.9.2. Coordination of Care between Medical Specialties for Patients with Vascular Diseases and Venous Ulcers
 - 3.9.3. Development of Personalized Care Plans for Patients with Vascular Diseases and Venous Ulcers

- 3.10. Advances in the Treatment of Venous Ulcers
 - 3.10.1. Innovations in Wound Healing Therapies for Venous Ulcers
 - 3.10.2. Progress in Surgical Techniques and Endovascular Procedures for the Treatment of Venous Ulcers
 - 3.10.3. Ongoing Research on New Therapies and Pharmacological Treatments for Venous Ulcers

Module 4. Arterial Ulcer Management for Nursing

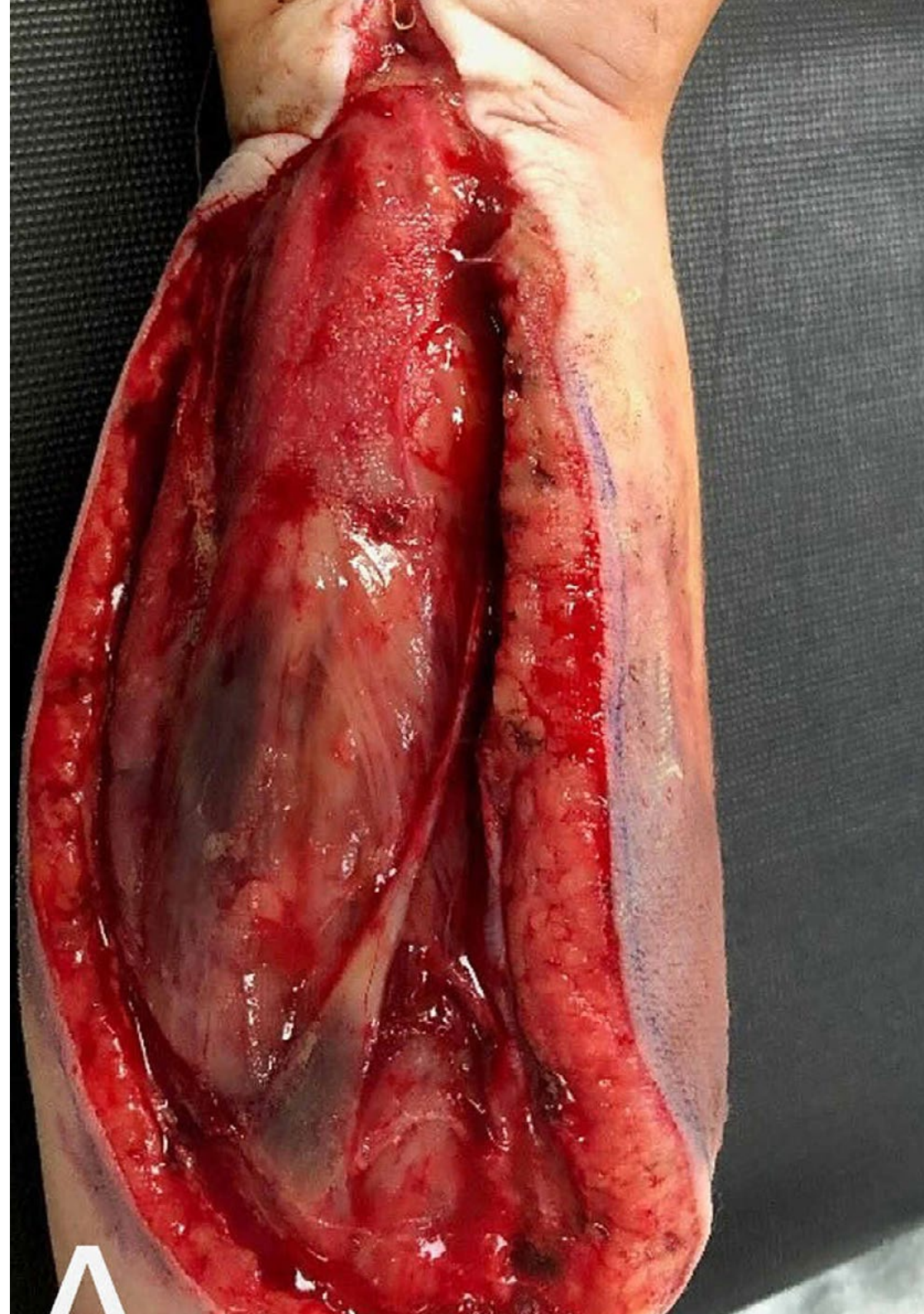
- 4.1. Etiology of Arterial Ulcers
 - 4.1.1. Pathophysiological Mechanisms of Arterial Ulcers
 - 4.1.2. Specific Risk Factors in Nursing
 - 4.1.3. Interaction between Chronic Diseases and Arterial Ulcers
- 4.2. Nursing Assessment of Arterial Ulcers
 - 4.2.1. Specialized Clinical Assessment Tools
 - 4.2.2. Interpretation of Diagnostic Test Results
 - 4.2.3. Assessment of Pain Perception and Functionality
- 4.3. Prevention of Arterial Ulcers
 - 4.3.1. Preventive Care Patient Education Strategies
 - 4.3.2. Secondary Prevention Measures in Health Care Settings
 - 4.3.3. Development of Personalized Care Programs
- 4.4. Arterial Ulcer Treatment
 - 4.4.1. Conservative Therapeutic Approaches
 - 4.4.2. Surgical Interventions and Invasive Procedures
 - 4.4.3. Management of Complications Associated with Treatment
- 4.5. Nursing Care of Arterial Ulcers
 - 4.5.1. Specific Wound Care
 - 4.5.2. Continuous Monitoring of the Ulcer and Surrounding Skin
 - 4.5.3. Promotion of Self-Care and Self-Monitoring
- 4.6. Pain Management in Arterial Ulcers
 - 4.6.1. Pharmacological Strategies for Pain Control
 - 4.6.2. Physical Therapy and Rehabilitation Techniques
 - 4.6.3. Psychosocial Interventions for Chronic Pain Management



- 4.7. Nutrition and Arterial Ulcers
 - 4.7.1. Impact of Nutrition on the Healing of Arterial Ulcers
 - 4.7.2. Dietary Recommendations to Improve Vascular Health
 - 4.7.3. Management of Malnutrition in Patients with Arterial Ulcers
- 4.8. Arterial Ulcers in Geriatric Patients
 - 4.8.1. Special Considerations in the Care of the Elderly
 - 4.8.2. Management of Comorbidities and Vascular Frailty
 - 4.8.3. Geriatric Patient-Centered Care Strategies
- 4.9. Arterial Ulcers in Patients with Vascular Disease
 - 4.9.1. Evaluation and Treatment of Underlying Vascular Conditions
 - 4.9.2. Coordination of Care Between Medical Specialties
 - 4.9.3. Development of Personalized Care Plans
- 4.10. Advances in the Treatment of Arterial Ulcers
 - 4.10.1. Innovations in Wound Healing Therapies
 - 4.10.2. Progress in Surgical Techniques and Endovascular Procedures
 - 4.10.3. Research on New Therapies and Pharmacological Treatments

Module 5. Surgical Wound Management (QX) for Nursing

- 5.1. Surgical Wounds
 - 5.1.1. Abdominal Incisions
 - 5.1.2. Orthopedic Wounds
 - 5.1.3. Thoracic Wounds
- 5.2. Infection Prevention in Surgical Wounds
 - 5.2.1. Use of Prophylactic Antibiotics
 - 5.2.2. Surgical Asepsis Techniques
 - 5.2.3. Control of Patient Risk Factors
- 5.3. Surgical Wound Care
 - 5.3.1. Dressing Change
 - 5.3.2. Monitoring for Signs of Infection
 - 5.3.3. Home Care Instructions
- 5.4. Management of Surgical Wound Complications
 - 5.4.1. Management of Wound Dehiscence
 - 5.4.2. Hematoma Drainage
 - 5.4.3. Evaluation of Signs of Infection



- 5.5. Pain Management in Surgical Wounds
 - 5.5.1. Systemic Analgesics
 - 5.5.2. Regional Blocks
 - 5.5.3. Relaxation Techniques
- 5.6. Nutrition and Surgical Wounds
 - 5.6.1. Assessment of Nutritional Status
 - 5.6.2. Nutritional Supplements
 - 5.6.3. Dietary Intake Monitoring
- 5.7. Care of Surgical Wounds in Geriatric Patients
 - 5.7.1. Frailty Assessment
 - 5.7.2. Adaptations in Care
 - 5.7.3. Multidisciplinary Rehabilitation
- 5.8. Care of Surgical Wounds in Patients with Chronic Diseases
 - 5.8.1. Control of Concomitant Diseases
 - 5.8.2. Coordination of Care
 - 5.8.3. Preventive Interventions
- 5.9. Patient Education on Surgical Wound Care
 - 5.9.1. Postoperative Care Instructions
 - 5.9.2. Recognition of Signs of Complications
 - 5.9.3. Importance of Medical Follow-Up
- 5.10. Advances in Surgical Wound Care
 - 5.10.1. New Dressings and Healing Technologies
 - 5.10.2. Advanced Healing Therapies
 - 5.10.3. Research on Growth Factors and Biomaterials
- 6.3. Prevention of Diabetic Foot
 - 6.3.1. Education on Daily Foot Care
 - 6.3.2. Control of Risk Factors
 - 6.3.3. Secondary Prevention Programs
- 6.4. Treatment of the Diabetic Foot
 - 6.4.1. Conservative and Surgical Approaches
 - 6.4.2. Use of Advanced Dressings and Innovative Therapies
 - 6.4.3. Multidisciplinary Approach
- 6.5. Diabetic Foot Care
 - 6.5.1. Ulcer and Lesion Management
 - 6.5.2. Proper Nail and Skin Care
 - 6.5.3. Prevention of Complications
- 6.6. Pain Management in the Diabetic Foot
 - 6.6.1. Pharmacologic and Non-Pharmacologic Strategies
 - 6.6.2. Treatments Targeting Specific Neuropathies
 - 6.6.3. Pain Self-Management Education
- 6.7. Nutrition and Diabetic Foot
 - 6.7.1. Assessment of Nutritional Status
 - 6.7.2. Importance of a Balanced Diet
 - 6.7.3. Specialized Dietary Supervision
- 6.8. Diabetic Foot Care in Geriatric Patients
 - 6.8.1. Frailty-Specific Considerations
 - 6.8.2. Adaptation in Care
 - 6.8.3. Personalized Rehabilitation Programs
- 6.9. Patient Education on Diabetic Foot Care
 - 6.9.1. Practical Instructions for Self-Care
 - 6.9.2. Recognition of Warning Signs
 - 6.9.3. Importance of Adherence to Treatment
- 6.10. Advances in the Treatment of the Diabetic Foot
 - 6.10.1. New Technologies in Wound Healing
 - 6.10.2. Research on Regenerative Therapies
 - 6.10.3. Development of Advanced Prostheses and Devices

Module 6. Diabetic Foot Management for Nursing

- 6.1. Etiology of the Diabetic Foot
 - 6.1.1. Risk Factors and Underlying Causes
 - 6.1.2. Pathophysiological Mechanisms Involved
 - 6.1.3. Classification According to Neuropathic and Vascular Complications
- 6.2. Diabetic Foot Assessment
 - 6.2.1. Risk Assessment Methods
 - 6.2.2. Detailed Physical Examination
 - 6.2.3. Use of Complementary Tests

Module 7. Management of Pediatric Skin Lesions for Nursing

- 7.1. Skin Lesions in Pediatrics
 - 7.1.1. Infectious Lesions
 - 7.1.2. Inflammatory and Allergic Lesions
 - 7.1.3. Traumatic Injuries
- 7.2. Assessment of Skin Lesions in Pediatrics
 - 7.2.1. Clinical Evaluation and Physical Examination
 - 7.2.2. Diagnostic Tests and Complementary Examinations
 - 7.2.3. Differential Diagnosis and Multidisciplinary Approach
- 7.3. Prevention of Skin Lesions in Pediatrics
 - 7.3.1. Hygiene and Skin Care
 - 7.3.2. Sun Protection and Exposure to the Elements
 - 7.3.3. Prevention of Traumatic Injuries and Contact with Irritants
- 7.4. Treatment of Skin Lesions in Pediatrics
 - 7.4.1. Topical Therapies
 - 7.4.2. Systemic Therapies
 - 7.4.3. Medical Procedures and Complementary Care
- 7.5. Care of Skin Lesions
 - 7.5.1. Hygiene and General Care
 - 7.5.2. Pain and Itching Management
 - 7.5.3. Prevention of Complications and Follow-Up
- 7.6. Pain Management in Pediatric Skin Lesions
 - 7.6.1. Pharmacological Strategies
 - 7.6.2. Non-Pharmacological Techniques for Pain Relief
 - 7.6.3. Emotional Support and Family Participation
- 7.7. Nutrition and Skin Lesions in Pediatrics
 - 7.7.1. Essential Nutrients for Skin Health
 - 7.7.2. Impact of Nutrition on Skin Conditions
 - 7.7.3. Nutrition for Recovery and Healing
- 7.8. Patient and Parent Education on the Care of Skin Lesions
 - 7.8.1. Diagnosis and Treatment
 - 7.8.2. Home Care and Infection Prevention
 - 7.8.3. Education for Emotional Support and Stress Management

- 7.9. Challenges in Pediatric Skin Lesion Care
 - 7.9.1. Compliance and Adherence to Treatment
 - 7.9.2. Pain and Discomfort Management
 - 7.9.3. Risk of Infection and Complications
- 7.10. Advances in the Treatment of Skin Lesions in Pediatrics
 - 7.10.1. Innovations in Topical Therapies and Medications
 - 7.10.2. Innovative Medical Technology and Procedures
 - 7.10.3. Personalized Approaches and Regenerative Medicine

Module 8. Burn Management for Nursing

- 8.1. Types and Grades of Burns
 - 8.1.1. Classification of Burns by Depth: Degrees
 - 8.1.2. Epidemiology and Risk Factors
 - 8.1.3. Mechanisms of Injury in Burns
- 8.2. Evaluation of Burns
 - 8.2.1. Initial Evaluation Methods
 - 8.2.1.1. 9' Rule
 - 8.2.1.2. Wallace's Rule
 - 8.2.2. Evaluation of Burn Depth
 - 8.2.3. Evaluation of the Extent of the Burn
- 8.3. Treatment in the Emergency Department
 - 8.3.1. Initial Management in the Emergency Department
 - 8.3.2. Pain and Anxiety Management
 - 8.3.3. Stabilization of the Patient and Airway Management
- 8.4. Management of Minor Burns
 - 8.4.1. Ambulatory Management
 - 8.4.2. Skin Care and Infection Prevention
 - 8.4.3. Patient Education on Home Care
- 8.5. Management of Moderate Burns
 - 8.5.1. Management in the General Hospital Setting
 - 8.5.2. Pain Management and Infection Control
 - 8.5.3. Changes in the Treatment According to the Etiology of the Burn

- 8.6. Management of Severe Burns
 - 8.6.1. Admission to Specialized Units
 - 8.6.2. Management of Acute Complications
 - 8.6.3. Management of Systemic Inflammatory Response Syndrome (SIRS)
- 8.7. Management of Burns in Primary Care
 - 8.7.1. Immediate Treatment in Primary Care
 - 8.7.2. Handling of Dressing Material and Pain
 - 8.7.3. Follow-Up and Aftercare
- 8.8. Post-Burn Care
 - 8.8.1. Physical and Psychological Rehabilitation
 - 8.8.2. Treatment of Scars and Sequelae
 - 8.8.3. Long-Term Follow-Up and Management of Late Complications
- 8.9. Burn Prevention
 - 8.9.1. Public and Community Education
 - 8.9.2. Safety Measures at Home and in the Workplace
 - 8.9.3. Specific Prevention in At-Risk Populations
- 8.10. Research and Development in Burn Management
 - 8.10.1. Advances in Treatment Techniques
 - 8.10.2. Research on New Materials and Therapies
 - 8.10.3. Development of Evidence-Based Management Protocols

Module 9. Graft Management Negative Pressure (-) Therapy for Nursing

- 9.1. Grafts for Nursing
 - 9.1.1. Graft Types and Uses
 - 9.1.2. Materials used in Grafts
 - 9.1.3. Clinical Applications
- 9.2. Graft Therapy Indications and Contraindications
 - 9.2.1. Medical Conditions Suitable for Therapy
 - 9.2.2. Inappropriate Negative Pressure Therapy Situations
 - 9.2.3. Ethical Considerations
- 9.3. Application of Negative Pressure Therapy in Grafts
 - 9.3.1. Preparation of the Graft Bed
 - 9.3.2. Negative Pressure Dressing Placement
 - 9.3.3. Follow-Up Protocols

- 9.4. Patient Care during Negative Pressure Therapy
 - 9.4.1. Daily Care Instructions
 - 9.4.2. Maintenance of Comfort and Mobility
 - 9.4.3. Prevention and Management of Complications
- 9.5. Pain Management during Negative Pressure Therapy
 - 9.5.1. Pain Assessment and Control
 - 9.5.2. Pharmacologic and Non-Pharmacologic Strategies
 - 9.5.3. Communication with the Patient about Expectations
- 9.6. Complications and Troubleshooting in Negative Pressure Therapy
 - 9.6.1. Early Identification of Complications
 - 9.6.2. Steps to Address Common Problems
 - 9.6.3. Interdisciplinary Collaboration
- 9.7. Nutrition and Negative Pressure Therapy
 - 9.7.1. Importance of Nutrition in the Healing Process
 - 9.7.2. Dietary Recommendations
 - 9.7.3. Role of the Nutrition Team
- 9.8. Negative Pressure Therapy in Geriatric and Pediatric Patients
 - 9.8.1. Considerations in Elderly Patients
 - 9.8.2. Adaptations for Pediatric Patients
 - 9.8.3. Involvement of Family Members and Caregivers
- 9.9. Patient Education on Negative Pressure Therapy
 - 9.9.1. Development of Educational Materials
 - 9.9.2. One-on-One Teaching Sessions
 - 9.9.3. Evaluation of Comprehension and Adherence
- 9.10. Advances in Drug Therapy
 - 9.10.1. New Technologies and Devices
 - 9.10.2. Research in Emerging Areas
 - 9.10.3. Future Impact on Clinical Practice

Module 10. Traumatic Wound Management for Nursing

- 10.1. Traumatic Wound Care
 - 10.1.1. Proper Wound Cleaning
 - 10.1.2. Application of Sterile Dressings
 - 10.1.3. Prevention of Secondary Infections



- 10.2. Care of Infected Wounds
 - 10.2.1. Use of Antibiotics According to Medical Indication
 - 10.2.2. Adequate Wound Drainage
 - 10.2.3. Constant Monitoring for Signs of Infection
- 10.3. Care of Puncture Wounds
 - 10.3.1. Assessment of Possible Internal Damage
 - 10.3.2. Control of Internal Bleeding
 - 10.3.3. Monitoring for Signs of Infection
- 10.4. Bite Wound Care
 - 10.4.1. Thorough Cleaning of the Wound
 - 10.4.2. Evaluation of Possible Deep Tissue Damage
 - 10.4.3. Administration of Rabies Vaccines if Necessary
- 10.5. Care of Freezing Wounds
 - 10.5.1. Gradual Thawing of the Affected Area
 - 10.5.2. Protection against Re-Exposure to Cold
 - 10.5.3. Treatment of Possible Complications such as Gangrene
- 10.6. Radiation Wound Care
 - 10.6.1. Protection of the Surrounding Skin
 - 10.6.2. Management of Symptoms such as Irritation and Burns
 - 10.6.3. Monitoring of Possible Long-Term Effects
- 10.7. Care of Chemical Wounds
 - 10.7.1. Neutralization of the Chemical Agent
 - 10.7.2. Abundant Washing with Clean Water
 - 10.7.3. Protection of Medical Personnel to Avoid Contamination
- 10.8. Wound Care in Patients with Chronic Diseases
 - 10.8.1. Management of Underlying Diseases that may Affect Healing
 - 10.8.2. Use of Specific Therapies According to the Patient's Condition
 - 10.8.3. Monitoring of Wound Evolution

- 10.9. Pain Management in Traumatic Wounds
 - 10.9.1. Use of Analgesics According to Pain Intensity
 - 10.9.2. Distraction and Relaxation Techniques
 - 10.9.3. Multidisciplinary Treatment to Deal with Chronic Pain
- 10.10. Advances in the Treatment of Traumatic Wounds
 - 10.10.1. Regenerative Therapies: Use of Growth Factors
 - 10.10.2. Use of Smart Dressings to Monitor Healing
 - 10.10.3. Tissue Engineering-Based Therapies to Promote Regeneration



If you have set yourself the goal of updating your knowledge, TECH gives you the opportunity to do so while combining it with your work responsibilities. Enroll now!"

06

Methodology

This academic program offers students a different way of learning. Our methodology uses a cyclical learning approach: **Relearning**.

This teaching system is used, for example, in the most prestigious medical schools in the world, and major publications such as the **New England Journal of Medicine** have considered it to be one of the most effective.



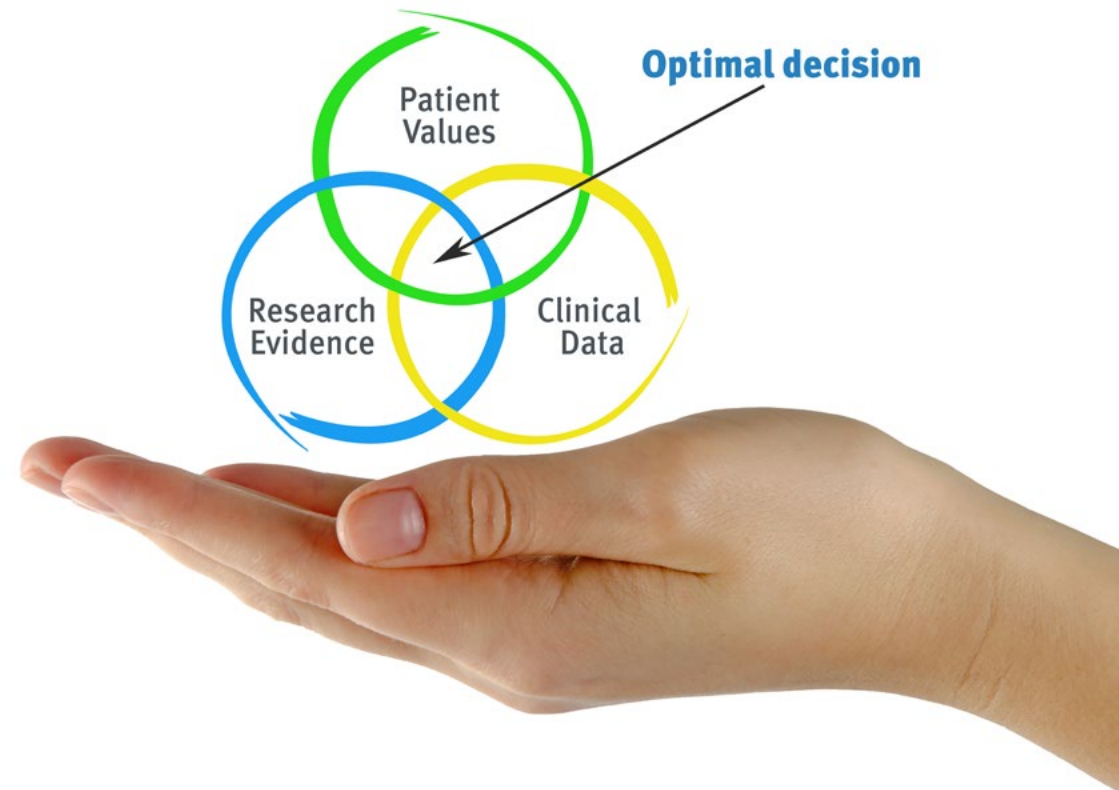
“

Discover Relearning, a system that abandons conventional linear learning, to take you through cyclical teaching systems: a way of learning that has proven to be extremely effective, especially in subjects that require memorization"

At TECH Nursing School we use the Case Method

In a given situation, what should a professional do? Throughout the program, students will face multiple simulated clinical cases, based on real patients, in which they will have to do research, establish hypotheses, and ultimately resolve the situation. There is an abundance of scientific evidence on the effectiveness of the method. Nurses learn better, faster, and more sustainably over time.

With TECH, nurses can experience a learning methodology that is shaking the foundations of traditional universities around the world.



According to Dr. Gérvas, the clinical case is the annotated presentation of a patient, or group of patients, which becomes a "case", an example or model that illustrates some peculiar clinical component, either because of its teaching power or because of its uniqueness or rarity. It is essential that the case is based on current professional life, in an attempt to recreate the real conditions in professional nursing practice.

“

Did you know that this method was developed in 1912, at Harvard, for law students? The case method consisted of presenting students with real-life, complex situations for them to make decisions and justify their decisions on how to solve them. In 1924, Harvard adopted it as a standard teaching method”

The effectiveness of the method is justified by four fundamental achievements:

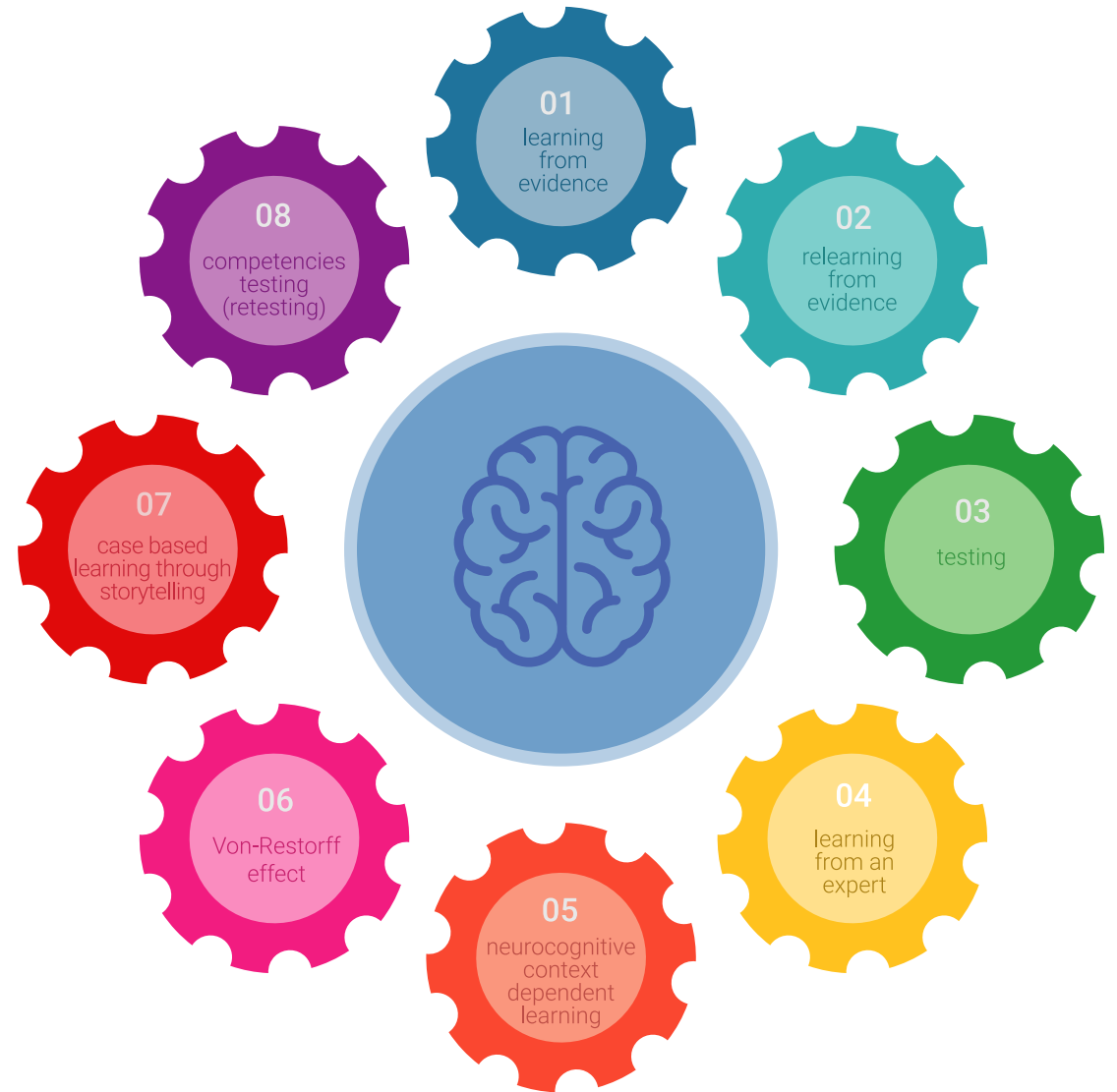
1. Nurses who follow this method not only grasp concepts, but also develop their mental capacity, by evaluating real situations and applying their knowledge.
2. The learning process has a clear focus on practical skills that allow the nursing professional to better integrate knowledge acquisition into the hospital setting or primary care.
3. Ideas and concepts are understood more efficiently, given that the example situations are based on real-life.
4. Students like to feel that the effort they put into their studies is worthwhile. This then translates into a greater interest in learning and more time dedicated to working on the course.



Relearning Methodology

At TECH we enhance the case method with the best 100% online teaching methodology available: Relearning.

This university is the first in the world to combine case studies with a 100% online learning system based on repetition combining a minimum of 8 different elements in each lesson, which is a real revolution compared to the simple study and analysis of cases.



The nurse will learn through real cases and by solving complex situations in simulated learning environments. These simulations are developed using state-of-the-art software to facilitate immersive learning.

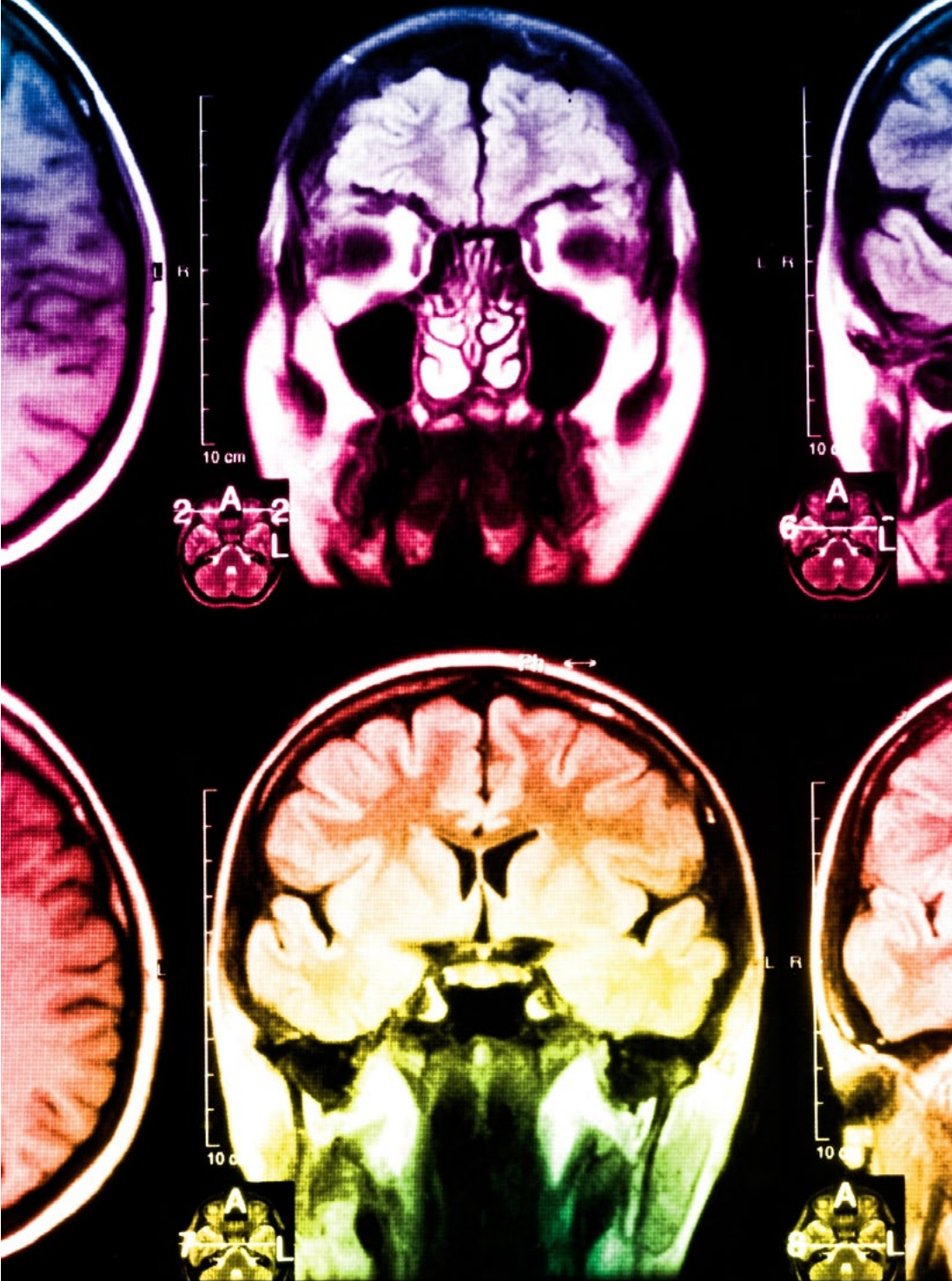
At the forefront of world teaching, the Relearning method has managed to improve the overall satisfaction levels of professionals who complete their studies, with respect to the quality indicators of the best online university (Columbia University).

With this methodology we have trained more than 175,000 nurses with unprecedented success in all specialities regardless of practical workload. Our pedagogical methodology is developed in a highly competitive environment, with a university student body with a strong socioeconomic profile and an average age of 43.5 years old.


Relearning will allow you to learn with less effort and better performance, involving you more in your specialization, developing a critical mindset, defending arguments, and contrasting opinions: a direct equation to success.

In our program, learning is not a linear process, but rather a spiral (learn, unlearn, forget, and re-learn). Therefore, we combine each of these elements concentrically.

The overall score obtained by TECH's learning system is 8.01, according to the highest international standards.



This program offers the best educational material, prepared with professionals in mind:



Study Material

All teaching material is produced by the specialists who teach the course, specifically for the course, so that the teaching content is really specific and precise.

These contents are then adapted in audiovisual format, to create the TECH online working method. All this, with the latest techniques that offer high-quality pieces in each and every one of the materials that are made available to the student.



Nursing Techniques and Procedures on Video

We introduce you to the latest techniques, to the latest educational advances, to the forefront of current medical techniques. All of this in direct contact with students and explained in detail so as to aid their assimilation and understanding. And best of all, you can watch them as many times as you want.



Interactive Summaries

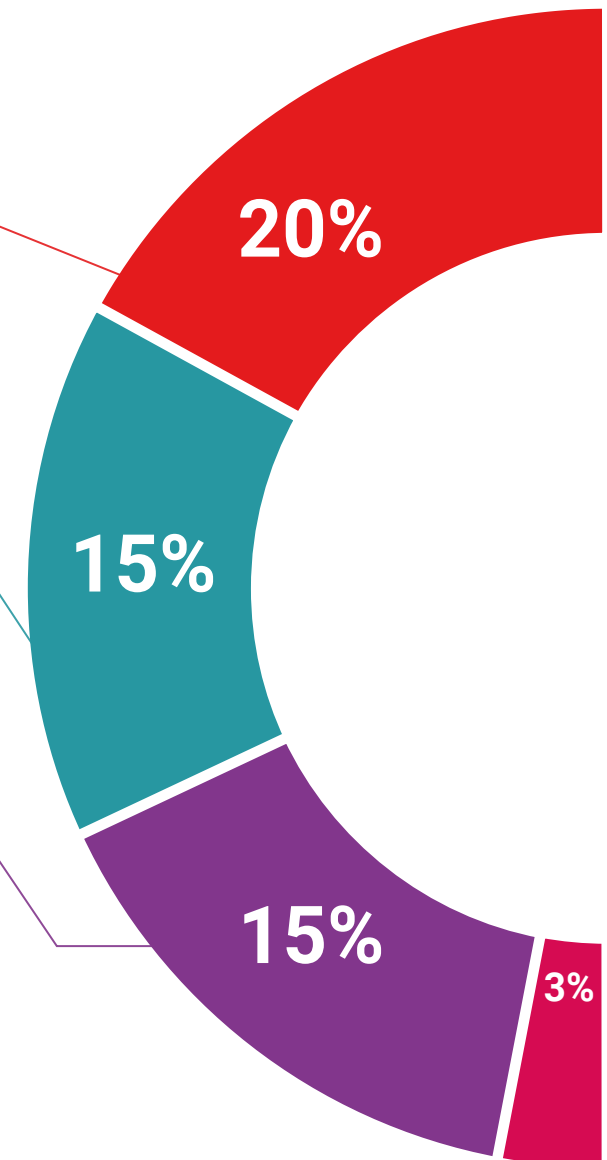
The TECH team presents the contents attractively and dynamically in multimedia lessons that include audio, videos, images, diagrams, and concept maps in order to reinforce knowledge.

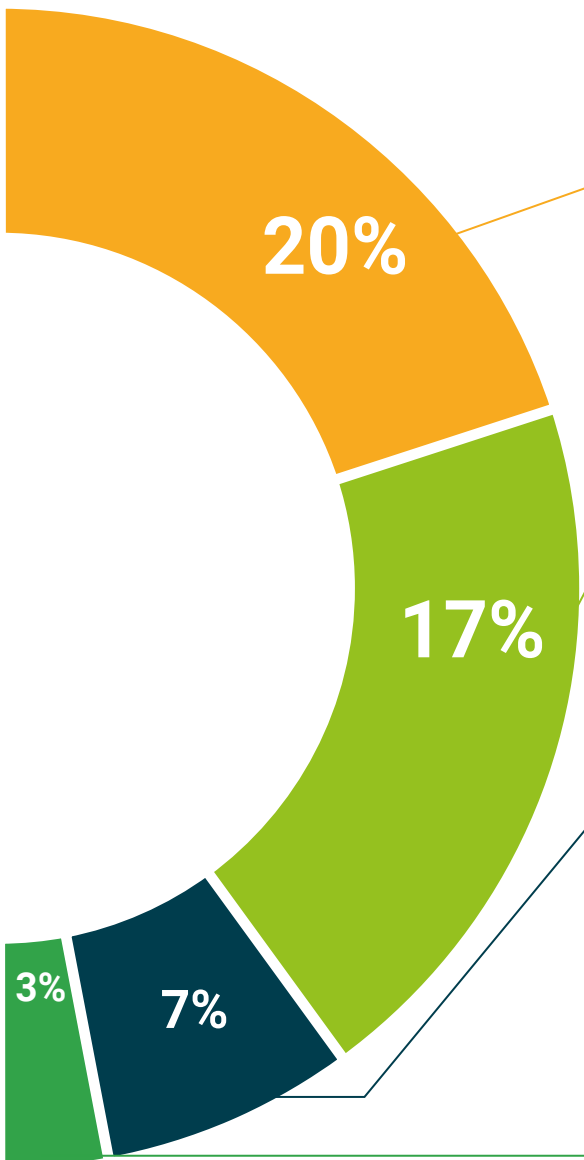
This exclusive educational system for presenting multimedia content was awarded by Microsoft as a "European Success Story".



Additional Reading

Recent articles, consensus documents and international guidelines, among others. In TECH's virtual library, students will have access to everything they need to complete their course.





Expert-Led Case Studies and Case Analysis

Effective learning ought to be contextual. Therefore, TECH presents real cases in which the expert will guide students, focusing on and solving the different situations: a clear and direct way to achieve the highest degree of understanding.



Testing & Retesting

The student's knowledge is periodically assessed and re-assessed throughout the program, through evaluative and self-evaluative activities and exercises: in this way, students can check how they are doing in terms of achieving their goals.



Classes

There is scientific evidence suggesting that observing third-party experts can be useful.
Learning from an Expert strengthens knowledge and memory, and generates confidence in future difficult decisions.



Quick Action Guides

TECH offers the most relevant contents of the course in the form of worksheets or quick action guides. A synthetic, practical and effective way to help students progress in their learning.



07 Certificate

The Professional Master's Degree in Wound Care for Nursing guarantees you, in addition to the most rigorous and up-to-date education, access to a Professional Master's Degree issued by TECH Global University.



“

Successfully complete this program and receive your university qualification without having to travel or fill out laborious paperwork”

This private qualification will allow you to obtain a **Professional Master's Degree diploma in Wound Care for Nursing** endorsed by **TECH Global University**, the world's largest online university.

TECH Global University is an official European University publicly recognized by the Government of Andorra ([official bulletin](#)). Andorra is part of the European Higher Education Area (EHEA) since 2003. The EHEA is an initiative promoted by the European Union that aims to organize the international training framework and harmonize the higher education systems of the member countries of this space. The project promotes common values, the implementation of collaborative tools and strengthening its quality assurance mechanisms to enhance collaboration and mobility among students, researchers and academics.

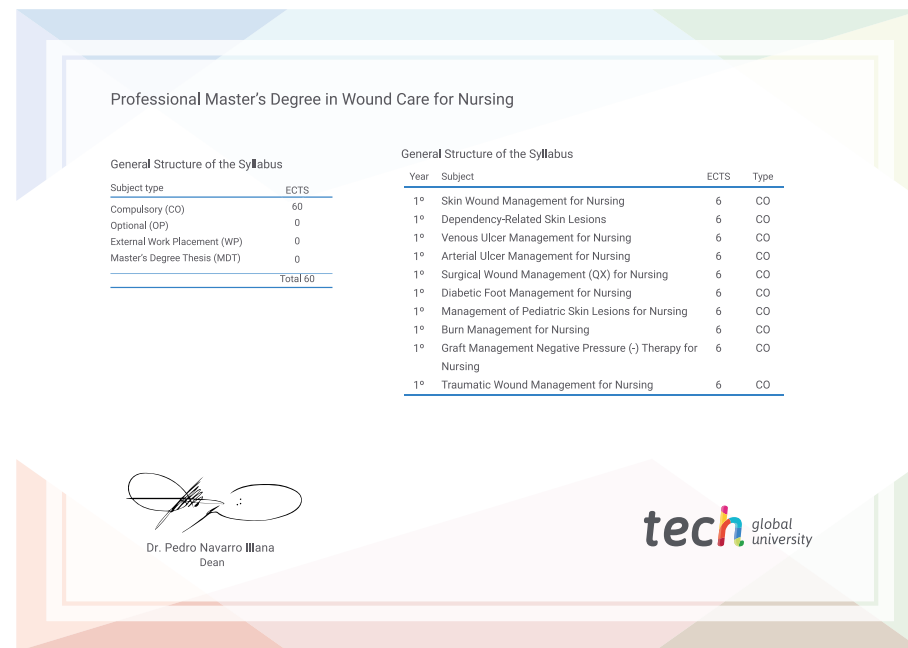
This **TECH Global University** private qualification is a European program of continuing education and professional updating that guarantees the acquisition of competencies in its area of knowledge, providing a high curricular value to the student who completes the program.

Title: **Professional Master's Degree in Wound Care for Nursing**

Modality: **online**

Duration: **12 months**.

Credits: **60 ECTS**



*Apostille Convention. In the event that the student wishes to have their paper diploma issued with an apostille, TECH Global University will make the necessary arrangements to obtain it, at an additional cost.



**Professional Master's
Degree**
Wound Care for Nursing

- » Modality: online
- » Duration: 12 months
- » Certificate: TECH Global University
- » Accreditation: 60 ECTS
- » Schedule: at your own pace
- » Exams: online

Professional Master's Degree

Wound Care for Nursing

