

Professional Master's Degree

Primary Care Emergencies for Nursing





Professional Master's Degree Primary Care Emergencies for Nursing

- » Modality: online
- » Duration: 12 months
- » Certificate: TECH Global University
- » Accreditation: 60 ECTS
- » Schedule: at your own pace
- » Exams: online

Website: www.techtitute.com/us/nursing/professional-master-degree/master-primary-emergencies-nursing

Index

01

Introduction

p. 4

02

Objectives

p. 8

03

Skills

p. 16

04

Course Management

p. 20

05

Structure and Content

p. 28

06

Methodology

p. 36

07

Certificate

p. 44

01

Introduction

This program is designed to help nurses update their knowledge in primary care emergencies. In addition, it includes systematized action plans for the most frequent emergencies, helping them to make swift and accurate decisions when managing patients with urgent conditions.



“

Prepare yourself to achieve success in your profession and help save lives. We offer you the most updated knowledge and the latest scientific evidence in COVID-19"

Emergency health care is an essential element in a health system and must guarantee quality treatment and continuity in the care that people receive. Primary care is the gateway to the health system, often receiving patients with potentially serious conditions that require immediate and complex treatment, often accompanied by minimal resources.

Taking into account the large number of hours a day that Primary Care (PC) nurses are available to attend to emergencies; the importance of these, the current demands of patients and of professionals themselves to perform higher quality work, more than justifies the fact that PC nurses today can and should intervene in all emergencies that may arise, regardless of the level of severity.

This program includes the rules of action for the main urgent conditions that can be found in the treatment room on a regular basis and will be able to help doctors make swift and accurate decisions. Its teaching staff includes healthcare professionals from the field of Primary Care, who bring their work experience to this program, as well as renowned emergency physicians and other specialists.

The program also includes the participation of two prominent international leaders in Primary Care Emergency Medicine. These experts, thanks to their extensive experience, will each give 10 exclusive *Masterclasses*, which will examine in depth the most recent innovations and progress, in this particular area, and will allow the graduate to update their knowledge and skills with all the TECH quality guarantees.

All knowledge is presented through high quality multimedia content, expert clinical case analyses, masterclasses and video techniques that allow the exchange of knowledge and experience, maintain and update the educational level of its members, create protocols for action and disseminate the most important new developments.

This **Professional Master's Degree in Primary Care Emergencies for Nursing** contains the most complete and up-to-date scientific program on the market. Its most notable features are:

- ◆ Developing practical cases presented by experts in Emergencies in Primary Care
- ◆ The graphic, schematic, and practical contents with which they are created provide scientific and practical information on the disciplines that are essential for professional practice
- ◆ The latest in Emergencies in Primary Care
- ◆ Practical exercises where self-assessment can be used to improve learning
- ◆ Emphasis on innovative methodologies in Emergencies in Primary Care
- ◆ Theoretical lessons, questions to the expert, debate forums on controversial topics, and individual reflection assignments
- ◆ Content that is accessible from any fixed or portable device with an Internet connection



Take advantage of this unique opportunity and get access to a set of additional Masterclasses, offered by two internationally recognized experts in Primary Care Emergency Medicine"

“

This program is the best investment you can make in the selection of a refresher program to update your knowledge in Primary Care Emergency Medicine"

The program's teaching staff includes professionals from the sector who contribute their work experience to this educational program, as well as renowned specialists from leading societies and prestigious universities.

The multimedia content, developed with the latest educational technology, will provide the professional with situated and contextual learning, i.e., a simulated environment that will provide immersive education programmed to learn in real situations.

This program is designed around Problem-Based Learning, whereby the professional must try to solve the different professional practice situations that arise during the academic year. For this purpose, the students will be assisted by an innovative interactive video system created by renowned and experienced experts.

Increase your decision-making confidence by updating your knowledge through this Professional Master's Degree.

We offer you the most up-to-date content, the best teaching methodology, and an innovative interactive video system that will help you in your studies.



02

Objectives

The program's primary objective is focused on theoretical and practical learning, so nurses can master Primary Care Emergencies both practically and rigorously.



“

Our goal is to achieve educational excellence and we will help you achieve it too. To this end, we offer you a complete program in Primary Care Emergency Medicine that includes the latest information on coronavirus”



General Objective

- ♦ Update diagnostic and therapeutic procedures for the most frequent urgent and emergency situations that nurses usually deal with in Primary Care

“

Take the step to get up-to-date on the latest developments in Primary Care Emergencies”





Specific Objectives

Module 1. Organizational Aspects of the Emergency Department

- ♦ Define the structure and organization of emergency services in primary care
- ♦ Understand the importance of medical records in the emergency department and understand the most relevant legal and ethical aspects of health care in emergencies in primary care BORRAR
- ♦ Understand the role of healthcare professionals in Primary Care Emergencies

Module 2. Cardiac Emergencies

- ♦ Identify the symptoms of the different types of high-risk syncope
- ♦ Define the different conditions that cause chest pain and apply the appropriate protocols in each case
- ♦ Recognize the different signs and symptoms typical of ischemic heart disease.
- ♦ Adequate use of the comprehensive action plan with regard to The Heart Attack Code
- ♦ Apply the specific procedures in Acute Coronary Syndrome and assess the possibility of prehospital fibrinolysis
- ♦ Identify the signs and symptoms of patients who come to the primary care center with pericarditis
- ♦ Resolve a hypertensive emergency situation using the updated procedure of care

Module 3. Advanced Cardiovascular Support and Invasive Techniques in the Emergency Room

- ♦ Interpret the main signs to properly analyze an electrocardiogram in urgent and emergency situations in primary care
- ♦ Use general procedures and techniques applied to critical patients in emergency situations
- ♦ Get up-to-date on the therapeutic model in atrial fibrillation according to the latest scientific evidence

- ♦ Apply up-to-date basic and advanced CPR techniques for all ages.
- ♦ Demonstrate the correct sequence of transcutaneous pacemaker application
- ♦ Define proper use of pulse oximetry and capnography devices

Module 4. Respiratory Emergencies

- ♦ Incorporate advances in the appropriate management of patients with Congestive Heart Failure and Acute Pulmonary Edema
- ♦ Review the basic concepts of non-invasive mechanical ventilation management
- ♦ Correct use of non-invasive mechanical ventilation through the Boussignac CPAP System
- ♦ Identify the different vital rhythms to apply the appropriate algorithm for advanced cardiopulmonary resuscitation, according to the latest scientific evidence on advanced cardiovascular support
- ♦ Adequately define the different parameters involved in invasive mechanical ventilation
- ♦ Get up-to-date on treatment to resolve an acute decompensation in a dyspneic patient
- ♦ Recognize the differential diagnosis between the asthmatic patient, bronchospasm, and exacerbation of chronic obstructive pulmonary disease
- ♦ Review the pathophysiology involved in an asthmatic crisis
- ♦ Use pharmacological treatment measures in pneumonia
- ♦ Identify the signs and symptoms of massive pulmonary embolism
- ♦ Differentiate the different levels of health care in a patient with hemoptysis and assess the criteria for hospital referral

Module 5. Neurological Emergencies

- ♦ Describe the initial management of the main neurological emergencies in out-of-hospital settings
- ♦ Adequate use of the comprehensive action plan for the Code Stroke
- ♦ Differentiate immediate and appropriate action in acute confusional syndrome, headache and seizures
- ♦ Recognize and resolve a seizure situation
- ♦ Describe the different types of headaches and the appropriate treatment in each case
- ♦ Recognize a coma situation without any doubt

Module 6. Digestive Emergencies

- ♦ Identify the signs and symptoms of the main gastrointestinal tract conditions and their repercussions
- ♦ Differentiate the main causes of acute abdomen and manage acute abdominal pain in Primary Care
- ♦ Review the pathophysiology of an intestinal obstruction process
- ♦ Express the different manifestations resulting from biliary diseases
- ♦ Recognize the specific pathological picture of upper gastrointestinal bleeding
- ♦ Use the different complementary tests to diagnose an ingested foreign body

Module 7. Nephrological and Urologic Emergencies

- ♦ Define the diagnostic criteria for acute renal failure
- ♦ Use appropriate treatment for acute renal colic
- ♦ Resolving an acute urinary retention situation in the Primary Health Care setting
- ♦ Identify the signs and symptoms of a patient with rhabdomyolysis
- ♦ Assess the criteria for referring a patient with a urinary tract infection

Module 8. Pediatric Emergencies

- ♦ Master the procedure of pediatric and neonatal cardiopulmonary resuscitation in the primary care setting
- ♦ Identify the different urgencies and emergencies in pediatrics
- ♦ Apply treatment for a child having a seizure
- ♦ Resolve abdominal pain, vomiting, and diarrhea in children
- ♦ Distinguish between the different respiratory tract diseases in children
- ♦ Apply the initial treatment measures for traumatized children
- ♦ Interpret the possible severity of cranioencephalic trauma in a child
- ♦ Identify the criteria for hospital referral in case of limping in children
- ♦ Recognize the medical-legal documents and attitudes in situations of child abuse
BORRAR

Module 9. Endocrine Emergencies

- ♦ Interpret the fundamental alterations of glycemic metabolism
- ♦ Apply appropriate measures to reverse a diabetic ketoacidosis situation
- ♦ Recognize the semiology of an Addisonian crisis
- ♦ Distinguish between hypoglycemia and hyperglycemia, and apply appropriate treatment
- ♦ Delve into non-ketotic hyperosmolar comas

Module 10. Ophthalmologic Emergencies

- ♦ Explain the main acute ENT and ophthalmologic diseases
- ♦ Indicate the appropriate treatment for pink eye
- ♦ Use appropriate complementary tests to detect acute vision loss
- ♦ Master treatment when an ocular aggression occurs

Module 11. Otolaryngologic Emergencies

- ♦ Compare the differences between anterior and posterior epistaxis
- ♦ Analyze the different treatments for vertigo
- ♦ Delve into sudden deafness and communication with patients

Module 12. Trauma and Neurosurgical Emergencies

- ♦ Analyze the different traumatological conditions in Primary Care emergencies
- ♦ Recognize the general guidelines for action in case of upper and lower limb trauma
- ♦ Adequate use of the integral plan of action in accordance with the Polytrauma Code
- ♦ Differentiate the severity of different spinal injuries

Module 13. Vascular Emergencies

- ♦ Identify acute arterial limb ischemia
- ♦ Apply treatment in case of deep vein thrombosis
- ♦ Interpret the potential severity of venous insufficiency
- ♦ Delve into aneurysmal disease and existing treatments

Module 14. Gynecological Emergencies

- ♦ Identify the most frequent gynecological-obstetric conditions in primary health care and state the precise guidelines in each case to correctly resolve them
- ♦ Review the main aspects of childbirth care, previous care, basic techniques of assistance, types of presentations, and dilatation, expulsion and delivery times in the out-of-hospital setting of primary care
- ♦ Understand the care protocol for rape victims
- ♦ Identify the different drugs in pregnancy and lactation that do not put the patient's health at risk

Module 15. Psychiatric Emergencies

- ♦ Define the clinical symptomatology of psychopathologies
- ♦ Identify the main signs and analyze the risk of a self-harm attempt

- ♦ Adequately resolve a psychomotor agitation crisis
- ♦ Indicate the appropriate treatment for alcohol withdrawal syndrome
- ♦ Recognize the clinical symptomatology of an anxiety attack and differentiate it from other pathologies

Module 16. Environmental Emergencies

- ♦ Manage intoxicated patients and injuries caused by environmental agents
- ♦ Discriminate between the different treatments to be applied in case of bites and stings
- ♦ Correctly apply treatment in case of electrocution
- ♦ Delve into heat stroke and how to act in case of emergency

Module 17. Skin Emergencies

- ♦ Differentiate between the different degrees of burns
- ♦ Calculate the amount of fluids needed to infuse a burn victim according to the extent and depth of the burn
- ♦ Distinguish between the various types of skin infections

Module 18. Skin Emergencies

- ♦ Correctly apply hemotherapy in patients with hematological conditions
- ♦ Distinguish between the different anticoagulant treatments
- ♦ Delve into anemia and how to act in case of emergency
- ♦ Identify hemostasis disorders

Module 19. Oncologic Emergencies

- ♦ Recognize the most common infectious, inflammatory, autoimmune, and tumor diseases in primary care
- ♦ Use therapeutic measures for oncology patients with neutropenia
- ♦ Identify the different acute complications in chemotherapy treatment
- ♦ Master the types of pain and terminal sedation

Module 20. Infectious Emergencies

- ♦ Recognize the symptoms and signs of severity in case of acute febrile episode
- ♦ Distinguish the differential diagnosis of abdominal pain, vomiting, and diarrhea
- ♦ Identify patients with fever due to HIV infection
- ♦ Correctly diagnose urinary tract infections

Module 21. Toxicology Emergencies

- ♦ Identify the main immunological emergency pathologies and manage patients suffering from anaphylactic reactions
- ♦ Effectively implement initial measures in different types of acute intoxication
- ♦ Recognize the manifestations of intoxications by psychotropic drugs, NSAIDs, and digitalis
- ♦ Discover the effects of intoxication from drugs and organophosphates

Module 22. Geriatric Emergencies

- ♦ Differentiate the pathophysiological characteristics of elderly patients
- ♦ Identify the types of pathologies that can affect geriatric patients
- ♦ Master the drugs to be administered to geriatric patients according to their needs

Module 23. Pharmacology in Emergencies

- ♦ Manage frequently used medication in emergency medicine and urgent care
- ♦ Distinguish between the different types of fluid therapy
- ♦ Point out the different drugs used for sedation, pain relief, and relaxation in emergency medicine

Module 24. Evidence-Based Nursing

- ♦ Master writing scientifically structured articles and publishing results in high impact journals
- ♦ Delve into the retrieval of quality, specialized information in health sciences





Module 25. Update on Coronavirus Infections

- ◆ Know the microbiological characteristics of coronaviruses
- ◆ Know how to assess the morbidity and mortality of coronavirus infections
- ◆ Identify the main risk groups and mechanisms of coronaviruses
- ◆ Be able to perform the necessary tests for diagnosing Coronavirus
- ◆ Know how to apply the necessary preventive measures, as well as the most accurate treatments according to the type of patient

03 Skills

After passing the evaluations of the Professional Master's Degree in Primary Care Emergencies for Nursing, the professional will have acquired the professional competencies necessary for quality and updated nursing care based on the latest scientific evidence.





“

Through this program you will learn about the most frequent emergency situations in the patient in the Primary Care setting, and you will be able to perform interventions and provide appropriate nursing care in each case”



General Skills

- ♦ Possess and understand knowledge that provides a basis or opportunity to be original when developing and/or applying ideas, often in a research context
- ♦ Know how to apply acquired knowledge and problem-solving skills in new or unfamiliar environments within broader (or multidisciplinary) contexts related to the field of study
- ♦ Integrate knowledge and face the complexity of making judgments based on incomplete or limited information, including reflections on the social and ethical responsibilities related to the application of their knowledge and judgments
- ♦ Know how to communicate conclusions, knowledge, and supporting arguments to specialized and non-specialized audiences in a clear and unambiguous way
- ♦ Acquire study skills that will enable further study in a largely self-directed or autonomous manner





Specific Skills

- ♦ Develop within the profession in terms of working with other health professionals, acquiring skills to work as a team
 - ♦ Recognize the need to maintain your professional skills and keep them up to date, with special emphasis on autonomous and continuous learning of new information.
 - ♦ Develop the capacity for critical analysis and research in your professional field
 - ♦ Use theoretical concepts and nursing knowledge for problem solving and decision-making in patient care in critical and emergency situations in Primary Care
 - ♦ Relate the main aspects of research for comprehensive patient care in emergency and urgent care
 - ♦ Understand the concept of continuity of care and the devices and protocols established to guarantee it
 - ♦ Understand the basic functioning of the Health System, in order to be able to refer and transfer a patient to other areas of specialization according to suitability criteria
 - ♦ Recognize vital emergencies and apply measures to solve them in Primary Care
 - ♦ Skillfully use the most commonly used treatment and diagnostic techniques in out-of-hospital emergencies
- ♦ Assume duties in the field of critical and emergency care in primary care
 - ♦ Adapt their decision-making to the current situation, environment, time, and available resources
 - ♦ Work with patients that have been diagnosed with or present symptoms of Coronavirus, complying with all safety measures
 - ♦ Perform diagnostic tests to detect possible cases of Coronavirus



Seize the opportunity and take the step to get up to date on the latest developments in Primary Patient Care in Emergency Situations”

04

Course Management

The program includes in its teaching staff renowned experts in Primary Care Emergencies, who have contributed their work experience to this specialization. Additionally, other recognized experts participate in its design and preparation, completing the program in an interdisciplinary manner.



“

Leading professionals in the field have come together to teach you the latest advances Primary Care Emergencies”

International Guest Director

As **National Director of Clinical Innovation** at US Acute Care Solutions, Dr. Jesse M. Pines, is one of the most recognized figures in the **Emergency Medicine and Healthcare Services field**. In fact, his accomplishments include the creation and execution of the first governmental alternative payment model (ED EQUIP, in Maryland) to reduce the total cost of care. In addition, he leads the development and implementation of Telemedicine programs covering a wide variety of specialties, including the ER, Psychiatry and Intensive Care Units, among others.

His extensive experience in medical leadership, large database study design and Big Data research has led him to publish over 350 peer-reviewed articles and writing seven books in these areas. His work has been recognized internationally in various reputable media outlets, including TIME Magazine, the Wall Street Journal and Slate Magazine.

His more than two decades of experience have earned him several leadership positions at George Washington University. Among them, he is the **Director** of the Center for Health Innovation and Research, leading also the Research Fellowship program and the Center for Healthcare Quality.

Throughout his career, Dr. Jesse M. Pines has received multiple awards, both for the articles he has published and for his own work and contribution to the **field of Emergency Medicine**. He is also the **Chairman of the American College of Emergency Physicians (ACEP) Task Force on New Models of Professional Practice**, holding various positions in the ACEP itself as well as in the Society for Academic Emergency Medicine and the American Academy of Emergency Medicine.



Dr. Pines, Jesse M.

- National Director of Clinical Innovation at US Acute Care Solutions, United States
- Emergency Physician at Allegheny Health Network
- Professor of Emergency Medicine at The George Washington University
- Professor of Emergency Medicine, Drexel University
- Director of the Medical Research Fellowship Program, George Washington University
- Director of the George Washington University Center for Health Innovation and Research
- PhD in Medicine, University of Georgetown
- Professional Master's Degree in Business Administration, University of Georgetown
- Professional Master's Degree in Clinical Epidemiology, University of Pennsylvania



Thanks to TECH you will be able to learn with the best professionals in the world"

International Guest Director

Barbara Maliszewski is an outstanding leader in the field of **nursing**, with extensive experience and an impressive track record in **emergency healthcare management**.

In fact, her tireless work has led her to continually strive for quality improvement in hospital **emergency departments**.

She has held roles as **Chief Nursing Officer** at **Johns Hopkins Hospital** and **Johns Hopkins Bayview Medical Center**. In this role, she has strategically coordinated the **Emergency** and **Critical Care** Transport departments, implementing initiatives that optimize operations and oversee nursing practices. As such, she has been instrumental in developing and implementing programs of excellence in these services, as well as overseeing staff performance management.

In addition to her professional work, Barbara Maliszewski has dedicated her time and effort to collaborate with various **associations**, including the **Emergency Nurses Association**, whose main mission is to promote excellence in **Emergency Nursing** worldwide. She has also helped to promote the highest standards of quality care and treatment for **emergency patients**.

Throughout her career, Barbara Maliszewski has been recognized for her **professionalexcellence** and her contribution to **nursingresearch**. In fact, she has participated in numerous presentations and published in renowned **nursing journals**, addressing key topics such as **quality in the emergency department** and **sex trafficking detection in clinical settings**. In addition, her work has had a significant impact on **nursing practice** and has contributed to the **advancement of emergency medical care** internationally.



Ms. Maliszewski, Barbara

- Senior Director of Nursing at The Johns Hopkins Hospital and The Johns Hopkins Bayview Medical Center
- Assistant Director of Nursing at Johns Hopkins Bayview Medical Center, Department of Emergency Medicine and Critical Care Transport
- Nurse Practitioner at Johns Hopkins Bayview Medical Center, Department of Surgery
- Journal of Clinical Nursing Reviewer
- Professional Master's Degree in Nursing Science, Towson University
- Degree in Nursing from the University of Maryland
- Member of the Emergency Nurses Association



A unique, key, and decisive educational experience to boost your professional development"

Management



Dr. Roig D'Cunha-Kamath, Francisco Vicente

- ♦ Hospital Emergency Physician at the University Clinical Hospital of Valencia
- ♦ Assistant Physician of the Emergency Medical Service at the University Clinical Hospital of Valencia
- ♦ Physician of the CIBE of Valencia of the Health and Community Foundation
- ♦ Professor of Human Anatomy at the European University of Valencia
- ♦ Doctor for the ASCIRES group
- ♦ Degree in Medicine from the University of Valencia
- ♦ Specialist via MIR in Family and Community Medicine

Professors

Ms. Forés Rivas, Ana

- ♦ Nurse in the Health and Community Foundation
- ♦ Member of the Intensive Care Unit of the Doctor Peset University Hospital
- ♦ Laboratory Technician Specialist
- ♦ Postgraduate Certificate in Nursing
- ♦ Postgraduate Certificate in Business Nursing
- ♦ Professional Master's Degree in Prevention and Treatment of Addictive Behaviors
- ♦ Postgraduate Diploma in Pedagogical Aptitude (CAP)

Dr. Brasó Aznar, José Vicente

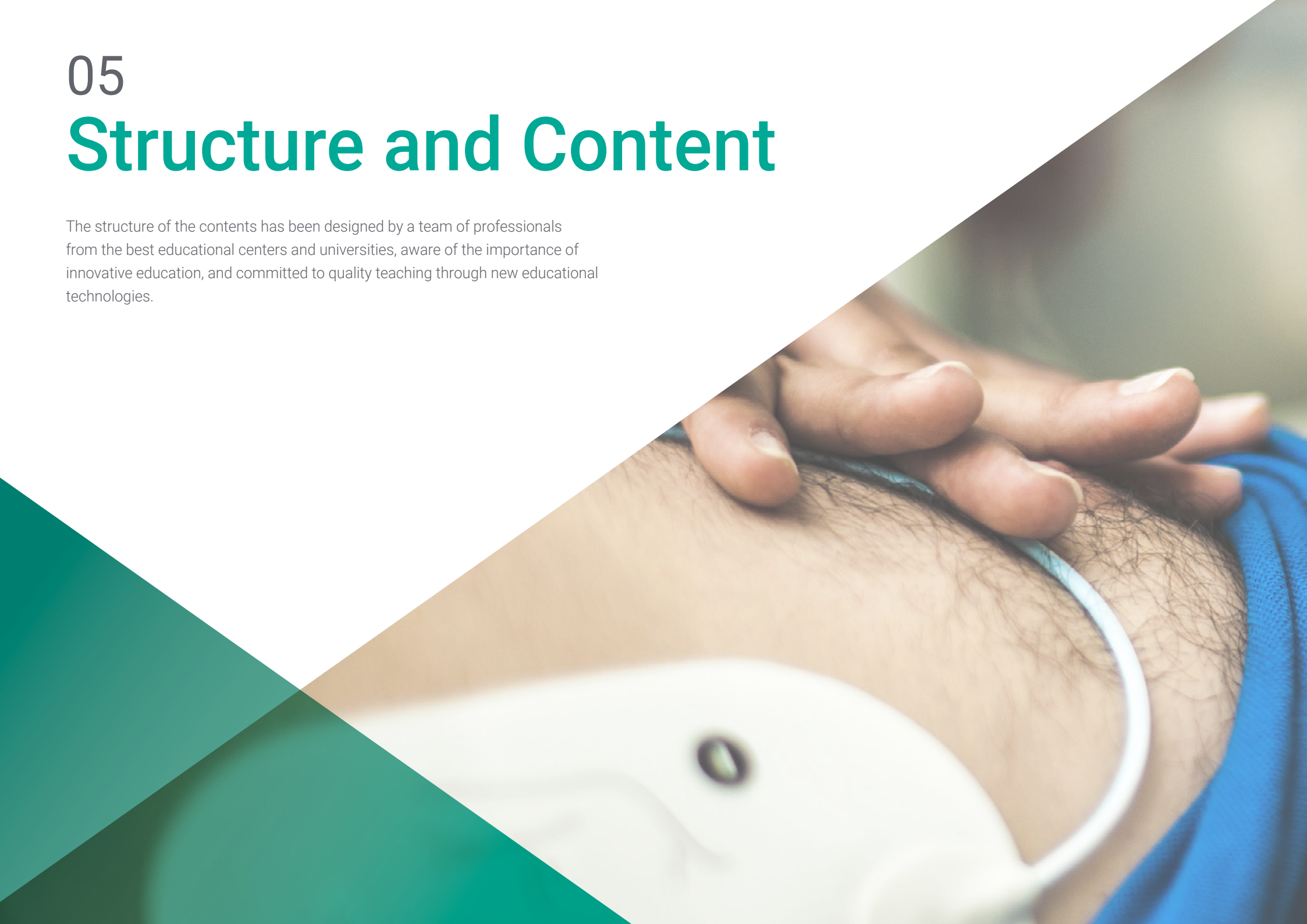
- ♦ Chief of Section of the Emergency Medicine Department at the La Ribera University Hospital.
- ♦ Hospital Emergency Physician
- ♦ Associate Professor of Emergency Medicine at the Faculty of Medicine of the University of Valencia.



05

Structure and Content

The structure of the contents has been designed by a team of professionals from the best educational centers and universities, aware of the importance of innovative education, and committed to quality teaching through new educational technologies.



“

A comprehensive teaching program, structured in well-developed teaching units, oriented towards efficient and swift learning. Additionally, the program includes the latest scientific evidence in the diagnosis and treatment of Coronavirus”

Module 1. Organizational Aspects of the Emergency Department

- 1.1. Organization of the Emergency Department in Primary Care. Adequate Stocking of First Aid Kits
- 1.2. Role of the Healthcare Professional in Primary Care Emergencies
- 1.3. Medicolegal Management Issues in Primary Care Emergency Departments

Module 2. Cardiac Emergencies

- 2.1. Workshop: Reading and Interpreting an Electrocardiogram
- 2.2. Syncope
- 2.3. Acute Chest Pain.
- 2.4. Acute Coronary Syndrome
 - 2.4.1. Non-ST-Elevation Acute Coronary Syndrome (NSTEMI)
 - 2.4.2. ST-Elevation Acute Coronary Syndrome (STEMI)
 - 2.4.3. The Heart Attack Code.
- 2.5. Atrial Fibrillation
- 2.6. Hypertensive Crisis
- 2.7. Pericarditis
- 2.8. Heart Failure
- 2.9. Acute Pulmonary Edema
- 2.10. Shock
- 2.11. Positive Ventilation Workshop: cpap de Boussignac

Module 3. Advanced Cardiovascular Support and Invasive Techniques in the Emergency Room

- 3.1. General Aspects
- 3.2. Basic Life Support and AED in Adults
- 3.3. Advanced Life Support in Adults
 - 3.3.1. Advanced Airway Management
 - 3.3.2. Arrhythmia Treatment
 - 3.3.3. Infusion Routes and Drugs
 - 3.3.4. Rapid Intubation Sequence Workshop

- 3.4. Basic Pediatric Life Support
- 3.5. Advanced Pediatric Life Support
 - 3.5.1. Recognition and Management of Critically Ill Children
 - 3.5.2. Advanced Airway Management
 - 3.5.3. Basics of Mechanical Ventilation in Pediatrics
 - 3.5.4. Infusion Routes and Drugs in Pediatric CPR
 - 3.5.5. Pediatric VAS Algorithms and Arrhythmia Treatment
- 3.6. Neonatal Resuscitation
 - 3.6.1. Post-resuscitation Stabilization and Neonatal Transport
- 3.7. Life Support in Special Cases
- 3.8. Invasive Procedures and Techniques in the Emergency Department

Module 4. Respiratory Emergencies

- 4.1. Acute Dyspnea.
- 4.2. Acute Chronic Obstructive Pulmonary Disease (COPD)
- 4.3. Acute Bronchial Asthma
- 4.4. Pneumonia
- 4.5. Pneumothorax
- 4.6. Pulmonary Thromboembolism (PTE)
- 4.7. Hemoptysis.
- 4.8. Workshop: Non-Invasive Mechanical Ventilation BiPap

Module 5. Neurological Emergencies

- 5.1. Acute Confusional Syndrome
- 5.2. Stroke
- 5.3. Headaches
- 5.4. Central Nervous System (CNS) Infections: Meningitis Encephalitis and Brain Abscess
- 5.5. Coma
- 5.6. Seizures



Module 6. Digestive Emergencies

- 6.1. Acute Pancreatitis
- 6.2. Acute Gastrointestinal Bleeding
- 6.3. Acute Abdominal Pain
- 6.4. Intestinal Obstruction
- 6.5. Acute Gastroenteritis
- 6.6. Acute Biliary Disease
- 6.7. Proctology Emergencies

Module 7. Nephrological and Urologic Emergencies

- 7.1. Acute Kidney Failure
- 7.2. Acute Urinary Retention
- 7.3. Renal Colic
- 7.4. Acute Scrotum
- 7.5. Rhabdomyolysis

Module 8. Pediatric Emergencies

- 8.1. Acute Febrile Episode
- 8.2. Febrile Seizures
- 8.3. Abdominal Pain
- 8.4. Gastrointestinal Disorders
- 8.5. Airway Diseases
- 8.6. Acute Headache
- 8.7. Child Abuse
- 8.8. Limping
- 8.9. Initial Care for Pediatric Polytrauma Patients

Module 9. Endocrine Emergencies

- 9.1. Hyperglycemia
 - 9.1.1. Diabetic ketoacidosis
 - 9.1.2. Hyperosmolar Nonketotic Coma
- 9.2. Hypoglycemia
- 9.3. Addisonian Crisis
- 9.4. Other Endocrine Emergencies

Module 10. Ophthalmologic Emergencies

- 10.1. Eyelid and Lacrimal System Diseases
- 10.2. Pink Eye
- 10.3. Sudden Loss of Vision
- 10.4. Eye Injuries

Module 11. Otolaryngologic Emergencies

- 11.1. Infectious Processes in ENT
- 11.2. Foreign Objects in ENT
- 11.3. Epistaxis
- 11.4. Vertigo
- 11.5. Sudden Loss of Hearing

Module 12. Trauma and Neurosurgical Emergencies

- 12.1. Locomotor System Trauma and Hemorrhage
- 12.2. Lower Extremity Trauma
- 12.3. Upper Extremity Trauma
- 12.4. Cranioencephalic Trauma
- 12.5. Thoracic Trauma
- 12.6. Vertebral Trauma and Spinal Cord Injury
- 12.7. Lower Back Pain and Lumbosciatica
- 12.8. Abominal and Pelvic Trauma
- 12.9. Trauma during Pregnancy
- 12.10. Special Traumas
- 12.11. Out-of-Hospital Major Trauma Care. Polytrauma Code
- 12.12. Burns
- 12.13. Workshop on Mobilization and Immobilization of Trauma Patients
- 12.14. Workshop on Functional Bandages
- 12.15. Suture Workshop
- 12.16. Plaster Workshop
- 12.17. Acute and Chronic Wound Care Workshop





Module 13. Vascular Emergencies

- 13.1. Acute Limb Ischemia
- 13.2. Deep Vein Thrombosis (DVT)
- 13.3. Venous Insufficiency
- 13.4. Aneurysmal Disease

Module 14. Gynecological Emergencies

- 14.1. Gynecological Emergencies
 - 14.1.1. Gynecological Abdominal Pain
 - 14.1.2. Vulvovaginal Infectious Disease
- 14.2. Emergencies in Pregnancy, Childbirth and the Postpartum Period
 - 14.2.1. Genital Bleeding
 - 14.2.2. Hypertensive Emergencies in Pregnancy
 - 14.2.3. Drugs in Pregnancy and Lactation
- 14.3. Protocol for Rape Victim Care

Module 15. Psychiatric Emergencies

- 15.1. Psychotic Symptomatology. Hallucinations
- 15.2. Suicidal Crisis Intervention
- 15.3. Nursing Care in Psychomotor Agitation
- 15.4. Behavioral Disorders. Psychomotor Agitation.
- 15.5. Alcohol Withdrawal Syndrome
- 15.6. Neuroleptic Malignant Syndrome
- 15.7. Anxiety Attack. Panic Attack
- 15.8. Workshop: Mechanical Restraint of an Agitated Patient

Module 16. Environmental Emergencies

- 16.1. Heat Illness
- 16.2. Bites and Stings
- 16.3. Anaphylaxis
- 16.4. Electrocutation
- 16.5. Dysbarism

Module 17. Skin Emergencies

- 17.1. Hypersensitivity Lesions
- 17.2. Dermatological and
- 17.3. Skin Infections

Module 18. Skin Emergencies

- 18.1. Anemic Syndrome in the Emergency Department
- 18.2. Hemotherapy
- 18.3. Thrombopenia. Hemostasis Disorders
- 18.4. Anticoagulation and Thromboprophylaxis

Module 19. Oncologic Emergencies

- 19.1. Basic Management of Patients with Oncologic Emergencies
- 19.2. Febrile Syndrome in Oncologic Patients (Special Attention to Febrile Neutropenia)
- 19.3. Pain and Terminal Sedation
 - 19.3.1. Types of Pain
 - 19.3.2. Pain Treatment
 - 19.3.3. Terminal Sedation
- 19.4. Acute Complications of Chemotherapy Treatment

Module 20. Infectious Emergencies

- 20.1. Risk Exposure and Exposure to Potentially Harmful Material
- 20.2. Fever in H.I.V. Patient with Respiratory Focus
- 20.3. Fever of Unknown Origin
- 20.4. Urinary Tract Infections
- 20.5. Fever and Rash



Module 21. Toxicology Emergencies

- 21.1. General Management of Acute Poisoning
- 21.2. Alcohol Poisoning
- 21.3. Drug Poisoning
 - 21.3.1. Analgesic Poisoning
 - 21.3.2. Digitalis Poisoning
 - 21.3.3. Other Poisoning (Lithium, Ethylene Glycol, Methanol, Beta-Blockers)
 - 21.3.4. Psychotropic Drug Poisoning
- 21.4. Drug Poisoning
- 21.5. Caustic Poisoning
- 21.6. Carbon Monoxide Poisoning
- 21.7. Poisoning from Organophosphate, Carbamate and Organochlorine Insecticides

Module 22. Geriatric Emergencies

- 22.1. Geriatric Emergencies I
- 22.2. Geriatric Emergencies II

Module 23. Pharmacology in Emergencies

- 23.1. Pain Management
- 23.2. Sedoanalgesia in Emergencies
- 23.3. Adverse Effects to Medications

Module 24. Evidence-Based Nursing

- 24.1. How to Develop a Health Research Protocol
 - 24.1.1. Headings that Make Up the Protocol of a Research Project
 - 24.1.2. Editorial Staff articles with Scientific Structure
 - 24.1.3. Writing a Case Report, Review, Research Article
 - 24.1.4. Style in Scientific Communication

- 24.2. Professional Master's Degree Thesis: Academic Work of Bibliographic Review and Investigation
 - 24.2.1. The Importance of a Master's Thesis
 - 24.2.2. Proposal and Feasibility of a Master's Thesis
 - 24.2.3. Recommendations for the Preparation of the Master's Thesis
 - 24.2.4. Development and Evaluation of the Master's Thesis
 - 24.2.5. Recommendations for the Defence of the Master's Thesis

Module 25. Update on Coronavirus Infections

- 25.1. Discovery and Evolution of Coronaviruses
- 25.2. Main Microbiological Characteristics and Members of the Coronavirus Family
- 25.3. Epidemiological Changes in Coronavirus Infections since its Discovery to Present Day
- 25.4. The Immune System and Coronavirus Infections
- 25.5. Pathogenesis and Pathophysiology of Coronavirus Infections
- 25.6. Risk Groups and Transmission Mechanisms of Coronaviruses
- 25.7. Natural History of Coronavirus Infections
- 25.8. Latest Information on Microbiological Diagnosis of Coronavirus Infections
- 25.9. Current Biosafety Measures in Microbiology Laboratories for Coronavirus Sample Handling
- 25.10. Up-to-Date Management of Coronavirus Infections
- 25.11. Future Challenges in the Prevention, Diagnosis, and Treatment of Coronavirus



Take the opportunity to learn about the latest advances in this field in order to apply it to your daily practice"

06

Methodology

This academic program offers students a different way of learning. Our methodology uses a cyclical learning approach: **Relearning**.

This teaching system is used, for example, in the most prestigious medical schools in the world, and major publications such as the **New England Journal of Medicine** have considered it to be one of the most effective.





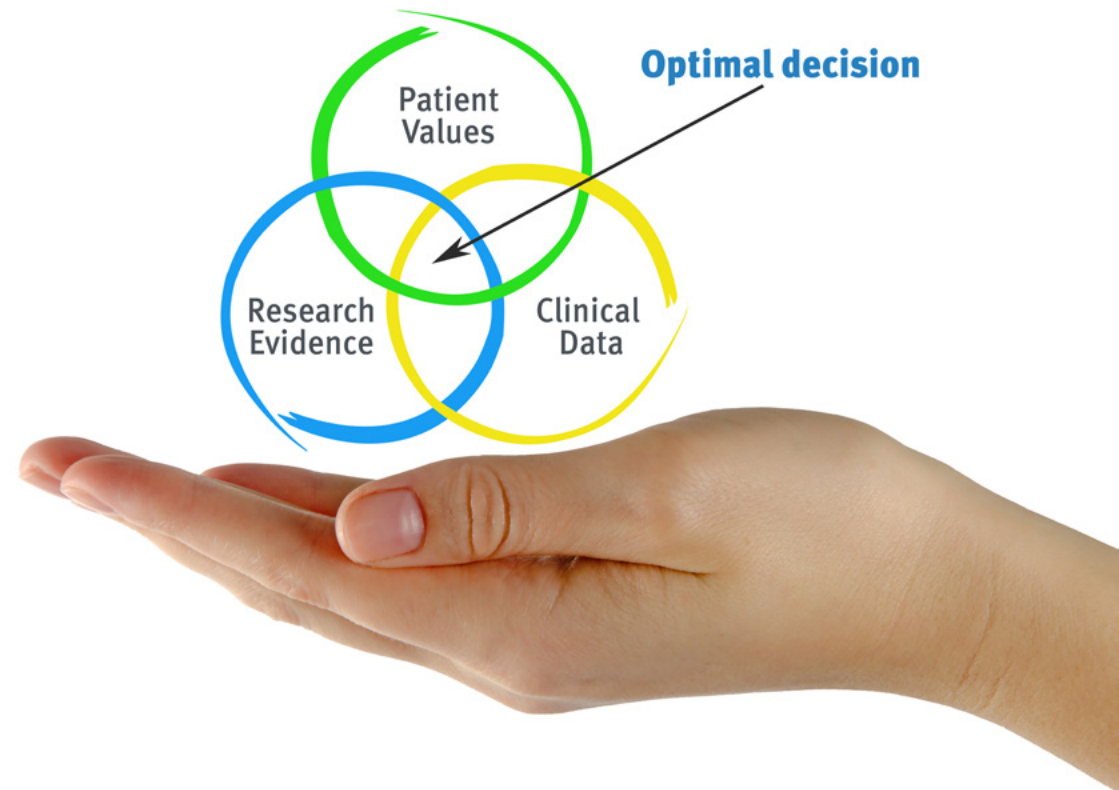
“

Discover Relearning, a system that abandons conventional linear learning, to take you through cyclical teaching systems: a way of learning that has proven to be extremely effective, especially in subjects that require memorization"

At TECH Nursing School we use the Case Method

In a given situation, what should a professional do? Throughout the program, students will face multiple simulated clinical cases, based on real patients, in which they will have to do research, establish hypotheses, and ultimately resolve the situation. There is an abundance of scientific evidence on the effectiveness of the method. Nurses learn better, faster, and more sustainably over time.

With TECH, nurses can experience a learning methodology that is shaking the foundations of traditional universities around the world.



According to Dr. Gérvas, the clinical case is the annotated presentation of a patient, or group of patients, which becomes a "case", an example or model that illustrates some peculiar clinical component, either because of its teaching power or because of its uniqueness or rarity. It is essential that the case is based on current professional life, in an attempt to recreate the real conditions in professional nursing practice.

“

Did you know that this method was developed in 1912, at Harvard, for law students? The case method consisted of presenting students with real-life, complex situations for them to make decisions and justify their decisions on how to solve them. In 1924, Harvard adopted it as a standard teaching method”

The effectiveness of the method is justified by four fundamental achievements:

1. Nurses who follow this method not only grasp concepts, but also develop their mental capacity, by evaluating real situations and applying their knowledge.
2. The learning process has a clear focus on practical skills that allow the nursing professional to better integrate knowledge acquisition into the hospital setting or primary care.
3. Ideas and concepts are understood more efficiently, given that the example situations are based on real-life.
4. Students like to feel that the effort they put into their studies is worthwhile. This then translates into a greater interest in learning and more time dedicated to working on the course.



Relearning Methodology

At TECH we enhance the case method with the best 100% online teaching methodology available: Relearning.

This university is the first in the world to combine case studies with a 100% online learning system based on repetition combining a minimum of 8 different elements in each lesson, which is a real revolution compared to the simple study and analysis of cases.



The nurse will learn through real cases and by solving complex situations in simulated learning environments. These simulations are developed using state-of-the-art software to facilitate immersive learning.

At the forefront of world teaching, the Relearning method has managed to improve the overall satisfaction levels of professionals who complete their studies, with respect to the quality indicators of the best online university (Columbia University).

With this methodology we have trained more than 175,000 nurses with unprecedented success in all specialities regardless of practical workload. Our pedagogical methodology is developed in a highly competitive environment, with a university student body with a strong socioeconomic profile and an average age of 43.5 years old.

Relearning will allow you to learn with less effort and better performance, involving you more in your specialization, developing a critical mindset, defending arguments, and contrasting opinions: a direct equation to success.

In our program, learning is not a linear process, but rather a spiral (learn, unlearn, forget, and re-learn). Therefore, we combine each of these elements concentrically.

The overall score obtained by TECH's learning system is 8.01, according to the highest international standards.



This program offers the best educational material, prepared with professionals in mind:



Study Material

All teaching material is produced by the specialists who teach the course, specifically for the course, so that the teaching content is really specific and precise.

These contents are then applied to the audiovisual format, to create the TECH online working method. All this, with the latest techniques that offer high quality pieces in each and every one of the materials that are made available to the student.



Nursing Techniques and Procedures on Video

We introduce you to the latest techniques, to the latest educational advances, to the forefront of current medical techniques. All of this in direct contact with students and explained in detail so as to aid their assimilation and understanding. And best of all, you can watch them as many times as you want.



Interactive Summaries

The TECH team presents the contents attractively and dynamically in multimedia lessons that include audio, videos, images, diagrams, and concept maps in order to reinforce knowledge.

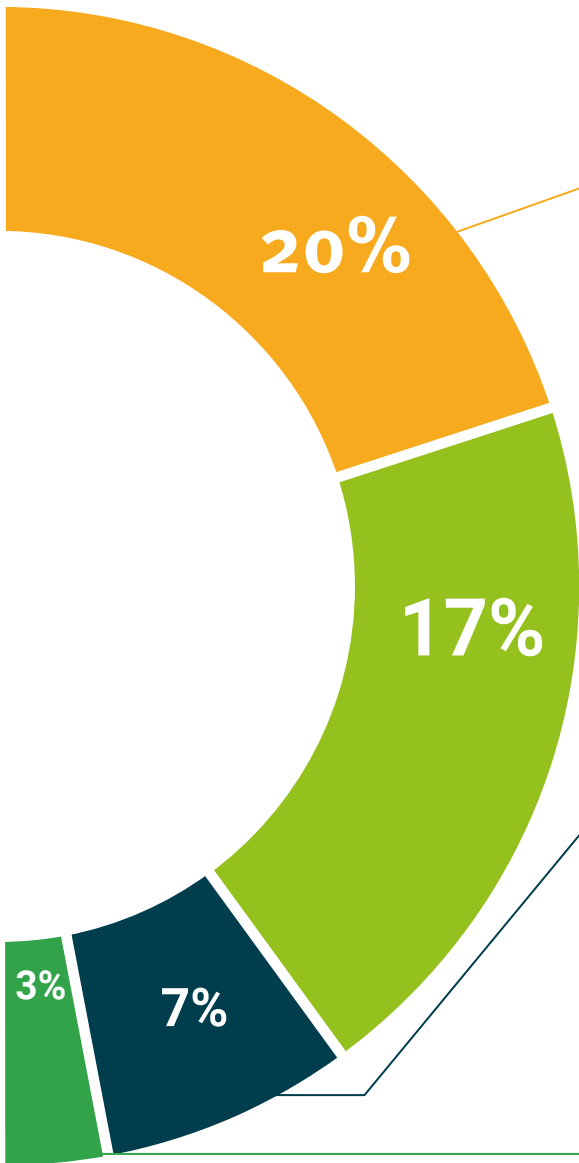
This exclusive educational system for presenting multimedia content was awarded by Microsoft as a "European Success Story".



Additional Reading

Recent articles, consensus documents and international guidelines, among others. In TECH's virtual library, students will have access to everything they need to complete their course.





Expert-Led Case Studies and Case Analysis

Effective learning ought to be contextual. Therefore, TECH presents real cases in which the expert will guide students, focusing on and solving the different situations: a clear and direct way to achieve the highest degree of understanding.



Testing & Retesting

We periodically evaluate and re-evaluate students' knowledge throughout the program, through assessment and self-assessment activities and exercises, so that they can see how they are achieving their goals.



Classes

There is scientific evidence suggesting that observing third-party experts can be useful.

Learning from an Expert strengthens knowledge and memory, and generates confidence in future difficult decisions.



Quick Action Guides

TECH offers the most relevant contents of the course in the form of worksheets or quick action guides. A synthetic, practical, and effective way to help students progress in their learning.



07

Certificate

The Professional Master's Degree in Primary Care Emergencies for Nursing guarantees, in addition to the most rigorous and up to date education, access to a Professional Master's Degree diploma issued by TECH Global University.





Successfully complete this program and receive your university qualification without having to travel or fill out laborious paperwork"

This private qualification will allow you to obtain a **Professional Master's Degree diploma in Primary Care Emergencies for Nursing** endorsed by TECH Global University, the largest digital university in the world.

TECH Global University is an official European University publicly recognized by the Government of Andorra ([official bulletin](#)). Andorra is part of the European Higher Education Area (EHEA) since 2003. The EHEA is an initiative promoted by the European Union that aims to organize the international educational framework and harmonize the higher education systems of the member countries of this space. The project promotes common values, the implementation of joint tools and strengthening its quality assurance mechanisms to enhance collaboration and mobility among students, researchers and academics.

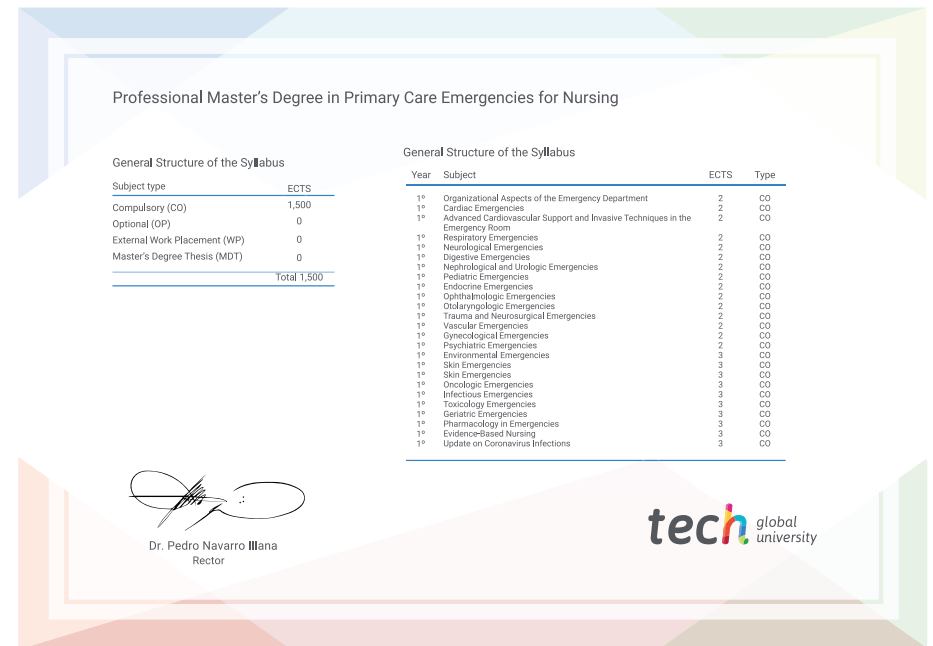
This **TECH Global University** private qualification is a European program of continuous education and professional updating that guarantees the acquisition of competencies in its area of knowledge, conferring a high curricular value to the student who completes the program.

Title: **Professional Master's Degree in Primary Care Emergencies for Nursing**

Modality: **online**

Duration: **12 months**

Accreditation: **60 ECTS**



*Apostille Convention. In the event that the student wishes to have their paper diploma issued with an apostille, TECH Global University make the necessary arrangements to obtain it, at an additional cost.

future
health confidence people
education information tutors
guarantee accreditation teaching
institutions technology learning
community commitment
personalized service innovation
knowledge present quality
online training
development language
classroom



**Professional Master's
Degree**
Primary Care
Emergencies for Nursing

- » Modality: online
- » Duration: 12 months
- » Certificate: TECH Global University
- » Accreditation: 60 ECTS
- » Schedule: at your own pace
- » Exams: online

Professional Master's Degree

Primary Care Emergencies for Nursing

