

Professional Master's Degree Gynecological Care for Midwives



Professional Master's Degree Gynecological Care for Midwives

- » Modality: online
- » Duration: 12 months
- » Certificate: TECH Technological University
- » Dedication: 16h/week
- » Schedule: at your own pace
- » Exams: online

Website: www.techtitute.com/pk/nursing/professional-master-degree/master-gynecological-care-midwives

Index

01

Introduction

p. 4.

02

Objectives

p. 8.

03

Skills

p. 14.

04

Course Management

p. 18.

05

Structure and Content

p. 22.

06

Methodology

p. 30.

07

Certificate

p. 38.

01

Introduction

Midwifery is the science of health and the health profession concerned with pregnancy, childbirth and the postpartum period (including newborn care), as well as the sexual and reproductive health of women throughout their lives. This type of care for women requires specific knowledge and attention.





“

Improve your knowledge in Gynecological Care for Midwives through this program, where you will find the best teaching material with real clinical cases. Learn here about the latest advances in Gynecological Care for Midwives to be able to perform a quality practice”

This Professional Master's Degree in Gynecological Care for Midwives aims to cover the updating space demanded by professionals interested in the area, seeking usefulness in routine clinical practice and encouraging high-level research in the aspects covered.

The general purpose of this program is to serve as an update for midwives in order to meet the health needs of women with scientific rigor and the highest professional level.

This program arises as a response to multiple needs in the hospital environment of all midwives, both those recently incorporated as well as those who have been providing their professional services for some time and who require constant updating in this very specific area of practice.

The aim is to respond to the growing need posed by the new challenges imposed by a changing and increasingly demanding society, in order to raise awareness of the importance of incorporating new values, new work systems and new areas of action in our profession. A social need where women demand specialized and specific attention in the field of gynecological health.

This Professional Master's Degree will seek to provide new knowledge based on scientific evidence on specific care in the field of gynecology, such as gynecological pathologies and changes in the growth and aging of women.

The program is designed to provide online training equivalent to 1,500 hours of study, and all theoretical and practical knowledge is presented through high quality multimedia content, analysis of clinical cases prepared by experts, master classes and video techniques that allow the exchange of knowledge and experience, maintain and update the educational level of its members, create protocols for action and disseminate the most important developments in the field. With this online program, students can organize their time and pace of learning, adapting it to their schedules, in addition to being able to access the contents from any computer or mobile device.

This **Professional Master's Degree in Gynecological Care for Midwives** contains the most complete and up-to-date scientific program on the market. The most important features include:

- ◆ More than 75 clinical cases presented by experts in Gynecology and Obstetrics. The graphic, schematic, and practical contents with which they are created provide scientific and practical information on the disciplines that are essential for professional practice
- ◆ New developments in obstetrics and gynecology care and intervention
- ◆ It contains practical exercises where the self-assessment process can be carried out to improve learning
- ◆ Algorithm-based interactive learning system for decision-making in the situations that are presented to the student
- ◆ With special emphasis on evidence-based nursing and research methodologies in gynecological care for midwives
- ◆ All of this will be complemented by theoretical lessons, questions to the expert, debate forums on controversial topics, and individual reflection assignments
- ◆ Content that is accessible from any fixed or portable device with an internet connection



Update your knowledge through the Professional Master's Degree in Gynecological Care for Midwives"

“

This Professional Master's Degree may be the best investment you can make when selecting a refresher program, for two reasons: in addition to updating your knowledge in Gynecological Care for Midwives you will obtain a qualification endorsed by TECH Technological University"

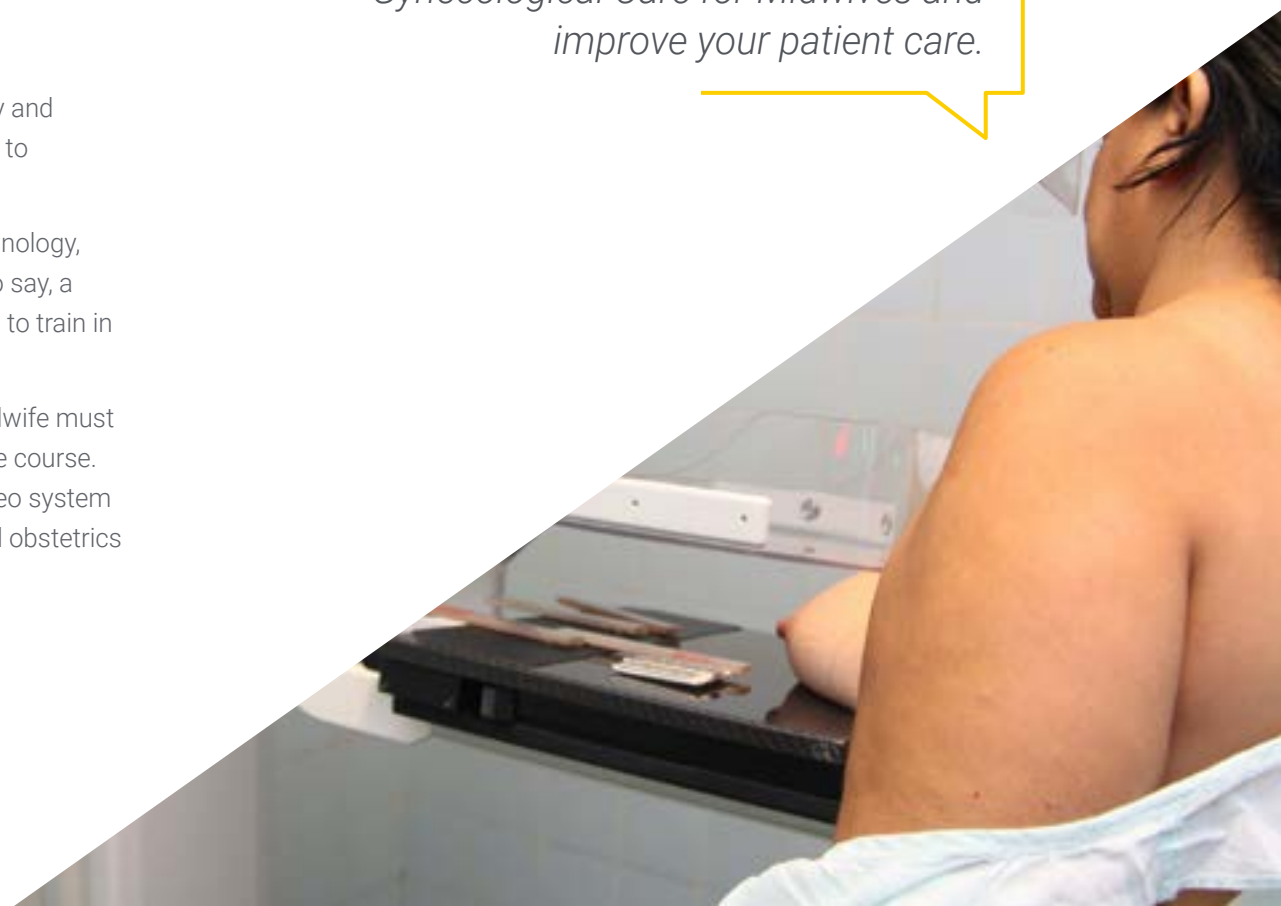
Its teaching staff includes professionals belonging to the field of gynecology and obstetrics, who bring to this training the experience of their work, in addition to recognized specialists belonging to scientific societies of reference.

Thanks to its multimedia content developed with the latest educational technology, they will allow the professionals a situated and contextual learning, that is to say, a simulated environment that will provide an immersive learning programmed to train in real situations.

This program is designed around Problem-Based Learning, whereby the midwife must try to solve the different professional practice situations that arise during the course. For this reason, the midwife will be assisted by an innovative, interactive video system created by renowned and experienced experts in the field of gynecology and obstetrics with extensive teaching experience.

Increase your decision-making confidence by updating your knowledge through this Professional Master's Degree.

Make the most of this opportunity to learn about the latest advances in Gynecological Care for Midwives and improve your patient care.



02 Objectives

This Professional Master's Degree in Gynecological Care for Midwives is aimed at facilitating the performance of the midwife in the care of all patients and especially those with gynecological problems or at risk of suffering them.



“

This Professional Master's Degree is designed for you to update your knowledge in Gynecological Care for Midwives, with the use of the latest educational technology, to contribute with quality and confidence to decision-making, care, monitoring and support of the patient"



General Objectives

- ♦ Acquire knowledge in specific gynecological care
- ♦ Promote work strategies based on a comprehensive approach to the patient as a reference model for achieving excellence in care
- ♦ Foster the acquisition of technical skills and abilities, through a powerful audiovisual system, and the possibility of development through specific training
- ♦ Encourage professional stimulation through continuous training and research



Take the opportunity to learn about the latest advances in this area in order to apply it to your daily practice"





Specific Objectives

Module 1. Anatomy and Physiology of the Human Reproductive System

- ♦ Describe the anatomy and physiology of the male and female sexual apparatus
- ♦ Explain reproductive endocrinology
- ♦ Explain the development of sex differentiation
- ♦ Describe the ovarian and uterine cycle
- ♦ Explain male physiology

Module 2. Puberty, Menstruation and Climacteric Stage

- ♦ Understand the neurohormonal regulation of reproductive function
- ♦ Describe the physiological process of the climacteric stage
- ♦ Describe the physiology of sexuality
- ♦ Define concepts related to menstrual symptoms
- ♦ Explain the procedure in gynecological examinations
- ♦ Describe the biological process of reproduction and the female sexual cycle and its psychological and social implications
- ♦ Explain the various pathologies that occur during puberty
- ♦ Describe the different menstrual disorders

Module 3. Gynecologic Infectious Pathology and Sexually Transmitted Diseases

- ♦ Differentiate between hypothalamic and pituitary amenorrhea
- ♦ Describe the various functional uterine hemorrhages
- ♦ Explain the pathologies and treatments during the climacteric stage
- ♦ Describe sexually transmitted infections
- ♦ Explain the epidemiological aspects of sexually transmitted infections
- ♦ Describe the various treatments for sexually transmitted infections

Module 4. Care for Women with Gynecological Problems

- ♦ Prepares health education strategies for at-risk populations
- ♦ Define the various types of primary prevention methods
- ♦ Defining pain of pelvic origin
- ♦ Classify the various malformations of the genital apparatus
- ♦ List the types of benign tumors
- ♦ Describe benign gynecologic pathology
- ♦ Explain the various alternations of genital statics
- ♦ Describe vulvovaginal pathology
- ♦ Describe cervical pathology and its treatment
- ♦ Get to know the uterine pathology and its treatment
- ♦ Learn about the adnexal pathology and its treatment
- ♦ Update knowledge on early diagnosis of breast and gynecologic cancer



Module 5. Care for Women with Gynecologic Oncologic Problems

- ♦ Get to know the various diagnostic tests in the detection of gynecological cancer
- ♦ Define the pathology of vulvar and vaginal tumors
- ♦ Describe benign cervical tumor pathology
- ♦ Gain knowledge about the intraepithelial neoplasia of the cervix
- ♦ Gain knowledge about invasive cervical cancer
- ♦ Gain knowledge about the premalignant endometrial lesions
- ♦ Understand carcinoma of the uterine corpus uteri
- ♦ Gain knowledge about the ovarian tumor pathology
- ♦ Get to know the different tumor markers
- ♦ Acquire knowledge of the psychological aspects of gynecologic cancer and nursing care
- ♦ Learn about palliative care and pain management

Module 6. Gynecological Surgery

- ♦ Update knowledge on gynecologic surgery
- ♦ Get to know the different types of gynecological anesthesia
- ♦ Get to know about preoperative and postoperative care
- ♦ Identify the various postoperative complications
- ♦ Acquire knowledge about abdominal hysterectomy
- ♦ Get to know the laparoscopic and hysteroscopic surgery
- ♦ Acquire knowledge about robotic surgery applied to gynecology

Module 7. Breast Pathology

- ♦ Describe the clinical examination in breast pathology
- ♦ Learn about new diagnostics in the management of breast pathology
- ♦ Get to know the different breast pathologies
- ♦ Explain the various treatments and management of the breast cancer patient
- ♦ Gain knowledge about breast cancer during pregnancy

Module 8. Urinary Incontinence (UI)

- ♦ Acquire knowledge about urinary incontinence and its epidemiology
- ♦ Explain the diagnosis and treatment of urinary incontinence

Module 9. Gynecological and Obstetric Emergencies

- ♦ Acquire knowledge of the various gynecological emergencies
- ♦ Classify the different gynecological hemorrhages
- ♦ Implement strategies for the assistance to the precipitated birth

03 Skills

After passing the assessments of the Professional Master's Degree in Gynecological Care for Midwives, the midwife will have acquired the professional skills necessary for a quality and up-to-date practice based on the latest scientific evidence.



“

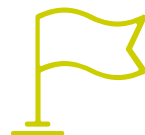
With this program you will be able to master the new therapeutic procedures and apply the best care in Gynecological Care for Midwives”



General Skills

- ◆ Possess the knowledge that provides a basis or opportunity to be original in the development and/or application of ideas, often in a research context
- ◆ Apply acquired knowledge and problem-solving skills in new or unfamiliar environments within broader (or multidisciplinary) contexts related to their area of study
- ◆ Integrate knowledge to deal with the complexity of making judgments from incomplete or limited information
- ◆ Communicate its conclusions - and the ultimate knowledge and rationale behind them - to specialized and non-specialized audiences in a clear and unambiguous manner
- ◆ Acquire the learning skills that will enable them to continue studying in a manner that will be largely self-directed or autonomous





Specific Skills

- ◆ Participate in and, if necessary, lead and energize maternal and child health, women's health, sexual health, reproductive health and climacteric programs
- ◆ Provide adequate health education to women, families and communities, identifying learning needs in relation to maternal and child health, sexual health, reproductive health and the climacteric period, carrying out the different educational programs related to the needs detected
- ◆ Provide sexual and reproductive counseling to women, youth and families
- ◆ Promote a positive experience and a responsible attitude towards sexuality in the population and provide advice on contraception
- ◆ Collaborate in the implementation of activities for the promotion, prevention, assistance and recovery of women's sexual and reproductive health
- ◆ Detect risk factors and gynecological problems in women
- ◆ Apply the principles of clinical reasoning, problem detection, decision-making, care and attention planning and appropriate assessment to the different clinical situations in the field of nursing care



Make the most of this opportunity and take the step to get up to date on the latest developments in Gynecological Care for Midwives"

04

Course Management

The program's teaching staff includes leading specialists in gynecological care who bring the experience of their work to this training. Additionally, other recognized specialists participate in its design and preparation, which means that the program is developed in an interdisciplinary manner.





“

Learn from reference professionals, the latest advances in procedures in the field of Gynecological Care for Midwives”

Management



Dr. Rodríguez Díaz, Luciano

- ♦ Midwife Bellvitge University Hospital
- ♦ Lecturer at the University Centre of Nursing of Ronda
- ♦ Lecturer in the Ceuta Midwifery Teaching Unit
- ♦ SEEUE obstetric-gynecologic emergencies group member.
- ♦ Responsible for Perinatal Health: Reproductive Sexual Health and Normal Childbirth of Ingesa.
- ♦ Member of the Clinical Commission for Research and Continuing Education of the University Hospital of Ceuta.
- ♦ Full member of the Institute of Ceuta Studies.
- ♦ Member of the Editorial Board of the European Journal of Health Research.
- ♦ PhD from the University of Granada



Dr. Vázquez Lara, Juana María

- ♦ Nurse of the 061 of Ceuta
- ♦ Midwife in the Ceuta Health Area
- ♦ Head of Studies of the Ceuta Midwifery Teaching Unit.
- ♦ Professor of the Ceuta Midwifery Teaching Unit
- ♦ Coordinator of SEEUE obstetric-gynecological emergencies group
- ♦ PhD from the University of Granada

Professors

Ms. Andrés Núñez, Carmen Patricia

- ♦ Specialist in Obstetrics and Gynecology at the University Hospital of Ceuta.

Ms. Carrasco Racero, María Mercedes

- ♦ Nurse and Internship Coordinator at the University Center of Ronda.

Ms. De Dios Pérez, María Isabel

- ♦ Midwife at the Zaragoza University Hospital

Ms. Díaz Lozano, Paula

- ♦ Midwife at the Ceuta University Hospital

Ms. Gilart Cantizano, Patricia

- ♦ Specialized Care Midwife Campo de Gibraltar and Quirón Campo de Gibraltar

Ms. Llinás Prieto, Lucía

- ♦ Nurse in Specialized Care, Cádiz

Mr. Márquez Díaz, Antonio

- ♦ Midwife at the Costa del Sol Hospital in Marbella and Quirón Campo de Gibraltar Hospital

Ms. Mérida Téllez, Juanma

- ♦ Midwife Costa del Sol de Marbella Hospital

Ms. Mérida Yáñez, Beatriz

- ♦ Dr. Primary Care Midwife Extremadura

Mr. Muñoz Vela, Francisco Javier

- ♦ Midwife in Specialized Care at the Maternal-Children's Hospital of Malaga

Ms. Palomo Gómez, Rocío

- ♦ Ceuta Specialized Care Midwife

Ms. Revidiego Pérez, María Dolores

- ♦ Specialized Care Midwife Campo de Gibraltar and Quirón Campo de Gibraltar

Ms. Rivero Gutiérrez, Carmen

- ♦ Ceuta Specialized Care Midwife

Mr. Rodríguez Díaz, David

- ♦ Nurse at Nuestra Señora de Candelaria University Hospital

Mr. Vázquez Lara, Francisco José

- ♦ Degree in Biological Sciences

Ms. Vázquez Lara, María Dolores

- ♦ Campo de Gibraltar Primary Care Nurse

05

Structure and Content

The structure of the contents has been designed by a team of professionals from the best hospitals and universities, aware of the relevance of current specialization to be able to intervene in the prevention, care and monitoring of the gynecological health of patients, and committed to quality teaching through new educational technologies.





“

This Professional Master's Degree in Gynecological Care for Midwives contains the most complete and up-to-date scientific program on the market”

Module 1. Anatomy and Physiology of the Human Reproductive System

- 1.1. Anatomy of Male and Female Genital Apparatus
 - 1.1.1. Female Description
 - 1.1.2. Male Description
- 1.2. Histology of the Genital and Breast Organs
 - 1.2.1. Histological Description
- 1.3. Introduction to the Cellular and Genetic Basis of Female Gametogenesis
 - 1.3.1. Cellular and Genetic Description
- 1.4. Basis of Reproductive Endocrinology
 - 1.4.1. Reproductive Hormonal Process
- 1.5. The Acquisition of Sex
 - 1.5.1. Sexual Differentiation
- 1.6. Female Physiology
 - 1.6.1. Ovarian Cycle
 - 1.6.2. Uterine Cycle
 - 1.6.3. Cycle and Physiology of the Vagina and Vulva
- 1.7. Male Physiology
 - 1.7.1. Testicles and Gametogenesis
 - 1.7.2. Testicular Functional Regulation
 - 1.7.3. Male Sex Accessory Glands
 - 1.7.4. Ejaculation. The Ejaculate and its Composition
- 1.8. Neurohormonal Regulation of Reproductive Function. The Hypothalamic–Pituitary–Gonadal Axis
 - 1.8.1. Hormonal Regulation Process
 - 1.8.2. Feedback
- 1.9. Puberty
 - 1.9.1. Concept
 - 1.9.2. Differentiation
- 1.10. Climacteric Physiology
 - 1.10.1. Chronology
 - 1.10.2. Phenomenology
 - 1.10.3. Mechanisms



- 1.11. Human Sexuality
 - 1.11.1. Sexual Physiology: Neuroendocrine and Psychological Aspects
- 1.12. Symptoms of Gynecopathies, Menstrual Symptoms
 - 1.12.1. Terminology and General Considerations
 - 1.12.2. General Flow and its Treatments
- 1.13. Complementary Gynecological Examinations
 - 1.13.1. Cervical Cytology
 - 1.13.2. Speculoscopy
 - 1.13.3. Manual Vaginal Exploration
 - 1.13.4. Vaginal Exudate
 - 1.13.5. Colposcopy
 - 1.13.6. Hysteroscopy

Module 2. Puberty, Menstruation and Climacteric Stage

- 2.1. Pathology of the Puberty
 - 2.1.1. Precocious Puberty
 - 2.1.2. Delayed Puberty
- 2.2. Menstrual Disorders
 - 2.2.1. Hypothalamic Amenorrhea
 - 2.2.2. Hypophyseal Type of Amenorrhea
 - 2.2.3. Hyperprolactinemia
- 2.3. Uterine Amenorrhea
 - 2.3.1. Protocol
 - 2.3.2. Diagnosis
- 2.4. Functional Uterine Bleeding
 - 2.4.1. Ovulatory Bleeding
 - 2.4.2. Anovulatory Bleeding
 - 2.4.3. Bleeding from Extragenital Causes
- 2.5. Climacteric Pathology
 - 2.5.1. Treatment of Climacteric Pathology HRT
 - 2.5.2. Hormone Replacement Therapy and Gynecological Cancer
 - 2.5.3. Complementary or Alternative Measures in Menopause
 - 2.5.4. Phytoestrogens

Module 3. Gynecological Infectious Pathology and Sexually Transmitted Diseases

- 3.1. Sexually Transmitted Infections
 - 3.1.1. Etiology
 - 3.1.2. Epidemiology
- 3.2. Infectious Processes of the Reproductive System
 - 3.2.1. Etiology
 - 3.2.2. Classification
 - 3.2.3. Treatment
- 3.3. Vulvovaginitis
 - 3.3.1. Description
 - 3.3.2. Treatment
- 3.4. Vaginal Candidiasis
 - 3.4.1. Description
 - 3.4.2. Treatment
- 3.5. Bacterial Vaginosis
 - 3.5.1. Description
 - 3.5.2. Treatment
- 3.6. Vaginal Trichomoniasis
 - 3.6.1. Description
 - 3.6.2. Treatment
- 3.7. Syphilis
 - 3.7.1. Description
 - 3.7.2. Treatment
- 3.8. Chancroid
 - 3.8.1. Description
 - 3.8.2. Treatment
- 3.9. Lymphogranuloma Venereum
 - 3.9.1. Description
 - 3.9.2. Treatment

- 3.10. Simple Herpes
 - 3.10.1. Description
 - 3.10.2. Treatment
- 3.11. Infections that Cause Urethritis and Cervicitis
 - 3.11.1. Description
 - 3.11.2. Treatment
- 3.12. Condylomata Acuminata
 - 3.12.1. Description
 - 3.12.2. Treatment
- 3.13. Molluscum Contagiosum
 - 3.13.1. Description
 - 3.13.2. Treatment
- 3.14. Scabies
 - 3.14.1. Description
 - 3.14.2. Treatment
- 3.15. Pediculosis Pubis
 - 3.15.1. Description
 - 3.15.2. Treatment
- 3.16. HIV
 - 3.16.1. Description
 - 3.16.2. Treatment
- 3.17. Pelvic Inflammatory Disease
 - 3.17.1. Description
 - 3.17.2. Treatment
- 3.18. Papillomavirus Infection
 - 3.18.1. Description
 - 3.18.2. Treatment

Module 4. Care for Women with Gynecological Problems

- 4.1. Pelvic Pain
 - 4.1.1. Dysmenorrhea
 - 4.1.2. Premenstrual Syndrome, Endometriosis and Others
- 4.2. Genital Apparatus Malformations
 - 4.2.1. Malformations of the Vulva
 - 4.2.2. Malformations of the Vagina
 - 4.2.3. Malformations of the Cervix
 - 4.2.4. Malformations of the Uterine Body
 - 4.2.5. Ovarian Malformations
 - 4.2.6. Malformations of the Lower Urinary Organs. Urogenital Fistulas
 - 4.2.7. Female Genital Mutilation
 - 4.2.8. Malformations of the Breast
- 4.3. Benign Tumors
 - 4.3.1. Benign Tumors of the Vulva
 - 4.3.2. Benign Tumors of the Vagina
 - 4.3.3. Benign Ovarian Tumors
- 4.4. Benign Gynecologic Pathology
 - 4.4.1. Benign Pathology of the Cervix
 - 4.4.2. Benign Pathology of the Uterine and Endometrial Body
 - 4.4.3. Benign Pathology of the Fallopian Tube
- 4.5. Genital Static Disorders
 - 4.5.1. Uterine Prolapse
 - 4.5.2. Cystocele
 - 4.5.3. Rectocele
 - 4.5.4. Enterocele
- 4.6. Vulvovaginoperineal Tears and Rectovaginal Fistulas



- 4.7. Vulvovaginal Pathology
 - 4.7.1. Vulvovaginitis
 - 4.7.2. Bartholinitis
 - 4.7.3. Vulvar Lichen Sclerosus
 - 4.7.4. Paget's Disease
 - 4.7.5. Cancer of the Vulva and Vagina
- 4.8. Cervical Pathology
 - 4.8.1. Cervicitis
 - 4.8.2. Polyps
 - 4.8.3. Cervical Cancer
- 4.9. Uterine Pathology
 - 4.9.1. Uterine Myoma
 - 4.9.2. Endometrial Cancer
- 4.10. Adnexal Pathology
 - 4.10.1. Pelvic Inflammatory Disease (PID)
 - 4.10.2. Polycystic Ovary Syndrome (PCOS)
 - 4.10.3. Endometriosis
 - 4.10.4. Ovarian Carcinoma

Module 5. Care for Women with Gynecological Oncologic Problems

- 5.1. Early Diagnosis of Breast and Gynecological Cancer
 - 5.1.1. Early Diagnosis and Population Screening Programs
 - 5.1.2. Identification of Groups at Risk
- 5.2. Epidemiology of Breast and Gynecological Cancer
 - 5.2.1. Examinations and Diagnostic Tests
- 5.3. Gynecological and Breast Cancer
 - 5.3.1. Description
 - 5.3.2. Treatment
- 5.4. Vulvar Cancer
 - 5.4.1. Description
 - 5.4.2. Treatment

- 5.5. Cervical Cancer
 - 5.5.1. Description
 - 5.5.2. Treatment
- 5.6. Endometrial Cancer
 - 5.6.1. Description
 - 5.6.2. Treatment
- 5.7. Uterine Sarcomas
 - 5.7.1. Description
 - 5.7.2. Treatment
- 5.8. Ovarian Cancer
 - 5.8.1. Description
 - 5.8.2. Treatment
- 5.9. Breast Cancer
 - 5.9.1. Description
 - 5.9.2. Treatment
- 5.10. Psychological Aspects of Gynecological Cancer
 - 5.10.1. Nursing Care
 - 5.10.2. Palliative Care and Pain Management

Module 6. Gynecological Surgery

- 6.1. Gynecological Surgical Intervention
 - 6.1.1. Gynecological Surgery
 - 6.1.2. Breast Surgery
- 6.2. Hospitalized Gynecological Patient
 - 6.2.1. Preoperative Care
 - 6.2.2. Post-Operative Care
 - 6.2.3. Complications
- 6.3. Anesthesia in Gynecology
 - 6.3.1. Description of the Different Techniques
 - 6.3.2. Nursing Care

- 6.4. Endoscopic Surgery (Laparoscopy)
 - 6.4.1. Description
 - 6.4.2. Action Protocol
- 6.5. Endoscopic Surgery (Hysteroscopy)
 - 6.5.1. Description
 - 6.5.2. Action Protocol
- 6.6. Tubal Surgery
 - 6.6.1. Description
 - 6.6.2. Action Protocol
- 6.7. Robotic Surgery Applied to Gynecology
 - 6.7.1. Description
 - 6.7.2. Nursing Care

Module 7. Breast Pathology

- 7.1. Clinical and Instrumental Examination in Breast Pathology
 - 7.1.1. Different Examination Methods
 - 7.1.2. Types of Diagnostic Methods
- 7.2. Benign Breast Pathology
 - 7.2.1. Abnormalities
 - 7.2.2. Anomalies
 - 7.2.3. Mastodynia
 - 7.2.4. Inflammatory Process
 - 7.2.5. Benign Tumor Pathology
- 7.3. Breast Cancer
 - 7.3.1. Epidemiology and Risk Factors
 - 7.3.2. Primary Prevention. Early Diagnosis. Non-Palpable Lesions
 - 7.3.3. Clinic and Development
 - 7.3.4. TNM Classification
 - 7.3.5. Biology of Breast Carcinoma (Markers)

- 7.4. Breast Cancer Treatments
 - 7.4.1. Types of Treatment
 - 7.4.2. Nursing Care
- 7.5. Follow-Up and Monitoring of the Patient with Breast Cancer
 - 7.5.1. Care Control
 - 7.5.2. Health Education
 - 7.5.3. Nursing Care

Module 8. Urinary Incontinence (UI)

- 8.1. Epidemiology of Urinary Incontinence
 - 8.1.1. Prevalence
 - 8.1.2. Incidence
- 8.2. Types of Urinary Incontinence
 - 8.2.1. Concept
 - 8.2.2. Classification
- 8.3. Assessment of Midwives in Urinary Incontinence
- 8.4. Nursing Diagnoses in Urinary Incontinence
 - 8.4.1. Examination Methods
 - 8.4.2. Diagnostic Techniques
- 8.5. Treatment of Urinary Incontinence
 - 8.5.1. Non-Surgical Treatment
 - 8.5.2. Surgical Treatment
- 8.6. Prevention and Management of Urinary Incontinence in Women
 - 8.6.1. Education of Health

Module 9. Gynecological and Obstetrical Emergencies

- 9.1. Gynecological Abdominal Pain
 - 9.1.1. Concept
- 9.2. Trauma and Wounds in the Genital Tract
 - 9.2.1. Types
- 9.3. Sexual Assault
 - 9.3.1. Concept
 - 9.3.2. Diagnosis
- 9.4. Gynecological Hemorrhage
 - 9.4.1. Classification
- 9.5. Threat of Preterm Labor
 - 9.5.1. Concept
 - 9.5.2. Treatment
- 9.6. Hypertensive States of Pregnancy
 - 9.6.1. Classification
 - 9.6.2. Treatment
- 9.7. Obstetric Hemorrhage
 - 9.7.1. Bleeding From the First Trimester of Pregnancy
 - 9.7.2. Bleeding From the Second and Third Trimester of Pregnancy
 - 9.7.3. Postpartum Hemorrhage



A unique, key, and decisive training experience to boost your professional development”

06

Methodology

This academic program offers students a different way of learning. Our methodology uses a cyclical learning approach: **Relearning.**

This teaching system is used, for example, in the most prestigious medical schools in the world, and major publications such as the **New England Journal of Medicine** have considered it to be one of the most effective.



“

Discover Relearning, a system that abandons conventional linear learning, to take you through cyclical teaching systems: a way of learning that has proven to be extremely effective, especially in subjects that require memorization"

At TECH Nursing School we use the Case Method

In a given situation, what should a professional do? Throughout the program, students will face multiple simulated clinical cases, based on real patients, in which they will have to do research, establish hypotheses, and ultimately resolve the situation. There is an abundance of scientific evidence on the effectiveness of the method. Nurses learn better, faster, and more sustainably over time.

With TECH, nurses can experience a learning methodology that is shaking the foundations of traditional universities around the world.



According to Dr. Gérvas, the clinical case is the annotated presentation of a patient, or group of patients, which becomes a "case", an example or model that illustrates some peculiar clinical component, either because of its teaching power or because of its uniqueness or rarity. It is essential that the case is based on current professional life, in an attempt to recreate the real conditions in professional nursing practice.

“

Did you know that this method was developed in 1912, at Harvard, for law students? The case method consisted of presenting students with real-life, complex situations for them to make decisions and justify their decisions on how to solve them. In 1924, Harvard adopted it as a standard teaching method”

The effectiveness of the method is justified by four fundamental achievements:

1. Nurses who follow this method not only grasp concepts, but also develop their mental capacity, by evaluating real situations and applying their knowledge.
2. The learning process has a clear focus on practical skills that allow the nursing professional to better integrate knowledge acquisition into the hospital setting or primary care.
3. Ideas and concepts are understood more efficiently, given that the example situations are based on real-life.
4. Students like to feel that the effort they put into their studies is worthwhile. This then translates into a greater interest in learning and more time dedicated to working on the course.



Relearning Methodology

At TECH we enhance the case method with the best 100% online teaching methodology available: Relearning.

This university is the first in the world to combine case studies with a 100% online learning system based on repetition combining a minimum of 8 different elements in each lesson, which is a real revolution compared to the simple study and analysis of cases.



The nurse will learn through real cases and by solving complex situations in simulated learning environments. These simulations are developed using state-of-the-art software to facilitate immersive learning.

At the forefront of world teaching, the Relearning method has managed to improve the overall satisfaction levels of professionals who complete their studies, with respect to the quality indicators of the best online university (Columbia University).

With this methodology we have trained more than 175,000 nurses with unprecedented success in all specialities regardless of practical workload. Our pedagogical methodology is developed in a highly competitive environment, with a university student body with a strong socioeconomic profile and an average age of 43.5 years old.

Relearning will allow you to learn with less effort and better performance, involving you more in your specialization, developing a critical mindset, defending arguments, and contrasting opinions: a direct equation to success.

In our program, learning is not a linear process, but rather a spiral (learn, unlearn, forget, and re-learn). Therefore, we combine each of these elements concentrically.

The overall score obtained by TECH's learning system is 8.01, according to the highest international standards.



This program offers the best educational material, prepared with professionals in mind:



Study Material

All teaching material is produced by the specialists who teach the course, specifically for the course, so that the teaching content is really specific and precise.

These contents are then applied to the audiovisual format, to create the TECH online working method. All this, with the latest techniques that offer high quality pieces in each and every one of the materials that are made available to the student.



Nursing Techniques and Procedures on Video

We introduce you to the latest techniques, to the latest educational advances, to the forefront of current medical techniques. All of this in direct contact with students and explained in detail so as to aid their assimilation and understanding. And best of all, you can watch them as many times as you want.



Interactive Summaries

The TECH team presents the contents attractively and dynamically in multimedia lessons that include audio, videos, images, diagrams, and concept maps in order to reinforce knowledge.

This exclusive educational system for presenting multimedia content was awarded by Microsoft as a "European Success Story".



Additional Reading

Recent articles, consensus documents and international guidelines, among others. In TECH's virtual library, students will have access to everything they need to complete their course.





Expert-Led Case Studies and Case Analysis

Effective learning ought to be contextual. Therefore, TECH presents real cases in which the expert will guide students, focusing on and solving the different situations: a clear and direct way to achieve the highest degree of understanding.



Testing & Retesting

We periodically evaluate and re-evaluate students' knowledge throughout the program, through assessment and self-assessment activities and exercises, so that they can see how they are achieving their goals.



Classes

There is scientific evidence suggesting that observing third-party experts can be useful.

Learning from an Expert strengthens knowledge and memory, and generates confidence in future difficult decisions.



Quick Action Guides

TECH offers the most relevant contents of the course in the form of worksheets or quick action guides. A synthetic, practical, and effective way to help students progress in their learning.



07

Certificate

The Professional Master's Degree in Gynecological Care for Midwives guarantees students, in addition to the most rigorous and up-to-date education, access to a Professional Master's Degree diploma issued by TECH Technological University.





“

Successfully complete this program and receive your university qualification without having to travel or fill out laborious paperwork”

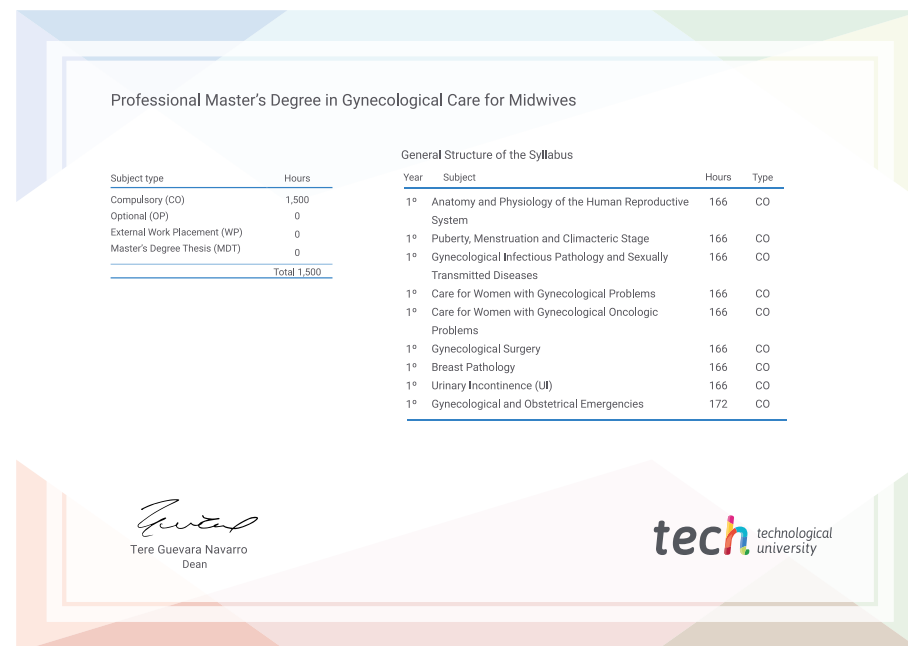
This **Professional Master's Degree in Gynecological Care for Midwives** contains the most complete and up-to-date scientific program on the market.

After the student has passed the assessments, they will receive their corresponding **Professional Master's Degree** diploma issued by **TECH Technological University** via tracked delivery*.

The certificate issued by **TECH Technological University** will reflect the qualification obtained in the Professional Master's Degree, and meets the requirements commonly demanded by labor exchanges, competitive examinations, and professional career evaluation committees.

Title: **Professional Master's Degree in Gynecological Care for Midwives**

Official N° of Hours: **1,500 h.**



*Apostille Convention. In the event that the student wishes to have their paper certificate issued with an apostille, TECH EDUCATION will make the necessary arrangements to obtain it, at an additional cost.

future
health confidence people
education information tutors
guarantee accreditation teaching
institutions technology learning
community commitment
personalized service innovation
knowledge present quality
online development languages
classroom



Professional Master's Degree Gynecological Care for Midwives

- » Modality: online
- » Duration: 12 months
- » Certificate: TECH Technological University
- » Dedication: 16h/week
- » Schedule: at your own pace
- » Exams: online

Professional Master's Degree

Gynecological Care for Midwives

