

Postgraduate Diploma

Vital Pediatric Emergencies for Nursing





Postgraduate Diploma Vital Pediatric Emergencies for Nursing

- » Modality: online
- » Duration: 6 months
- » Certificate: TECH Technological University
- » Dedication: 16h/week
- » Schedule: at your own pace
- » Exams: online

Website: www.techtute.com/in/nursing/postgraduate-diploma/postgraduate-diploma-vital-pediatric-emergencies-nursing

Index

01

Introduction

p. 4

02

Objectives

p. 8

03

Course Management

p. 12

04

Structure and Content

p. 16

05

Methodology

p. 22

06

Certificate

p. 30

01

Introduction

The Pediatric Patient with emergency pathology maintains certain differences with respect to the adult patient, which makes it necessary to specialize pediatric emergency departments and the professionals who work in them, in order to provide individualized health care according to the needs of patients and their families.





“

It is necessary to train nursing professionals to acquire the knowledge, skills and attitudes that will enable them to approach and manage children in emergency situations in all their dimensions and at all levels of care”

Children represent one of the most vulnerable groups in terms of morbidity and mortality, naturally due to the special conditions in which they find themselves during the perinatal stage and infancy, related to the biological processes of reproduction, growth and development.

In addition to prevention and family education, emergency care is paramount to maintaining the health status of children, and both emergency departments and the professionals who work in them play a key role in urgent pediatric care.

In addition to their general training, nursing professionals who perform their care function in pediatric patient care services must have acquired the necessary knowledge and skills for their daily practice with Critically Ill Pediatric Patients, and it is essential to update this knowledge and skills through adapted training programs.

The Postgraduate Diploma in Vital Pediatric Emergencies for Nursing is designed to enable nursing professionals to incorporate the advances that are taking place in the discipline, in addition to reviewing the most important aspects of emergency care for pediatric patients and their care.

With a duration of 6 months, this Postgraduate Diploma is designed by a teaching staff with extensive experience and recognized prestige in pediatrics and the area of emergencies and emergencies in children, whose highlights are:

- ♦ Structured in 5 modules and 25 lessons.
- ♦ Clinical cases presented by experts. The graphic, schematic, and eminently practical contents with which they are created provide scientific and practical information on the disciplines that are essential for professional practice.
- ♦ New diagnostic and therapeutic developments in caring for children. Includes pediatric triage in nursing.
- ♦ Specific sections in each module on nursing techniques and procedures according to the age of the child: airway aspiration, electrical cardioversion, transcutaneous pacemaker, lumbar puncture, etc.). Management of pediatric arrhythmias, based on the latest ILCOR 2015 recommendations.
- ♦ Video lessons on different pathologies and how to approach them.
- ♦ Algorithm-based interactive learning system for decision-making in the presented clinical situations.
- ♦ Theoretical lessons, questions to the expert, debate forums on controversial topics, and individual reflection assignments.
- ♦ Content that is accessible from any fixed or portable device with an Internet connection.



The Postgraduate Diploma in Vital Pediatric Emergencies for Nursing contains the most complete and updated scientific program on the market"

“ *This Postgraduate Diploma may be the best investment you can make in the selection of a refresher program for two reasons: in addition to updating your knowledge in vital pediatric emergencies, you will obtain a Postgraduate Diploma from TECH - Technological University*”

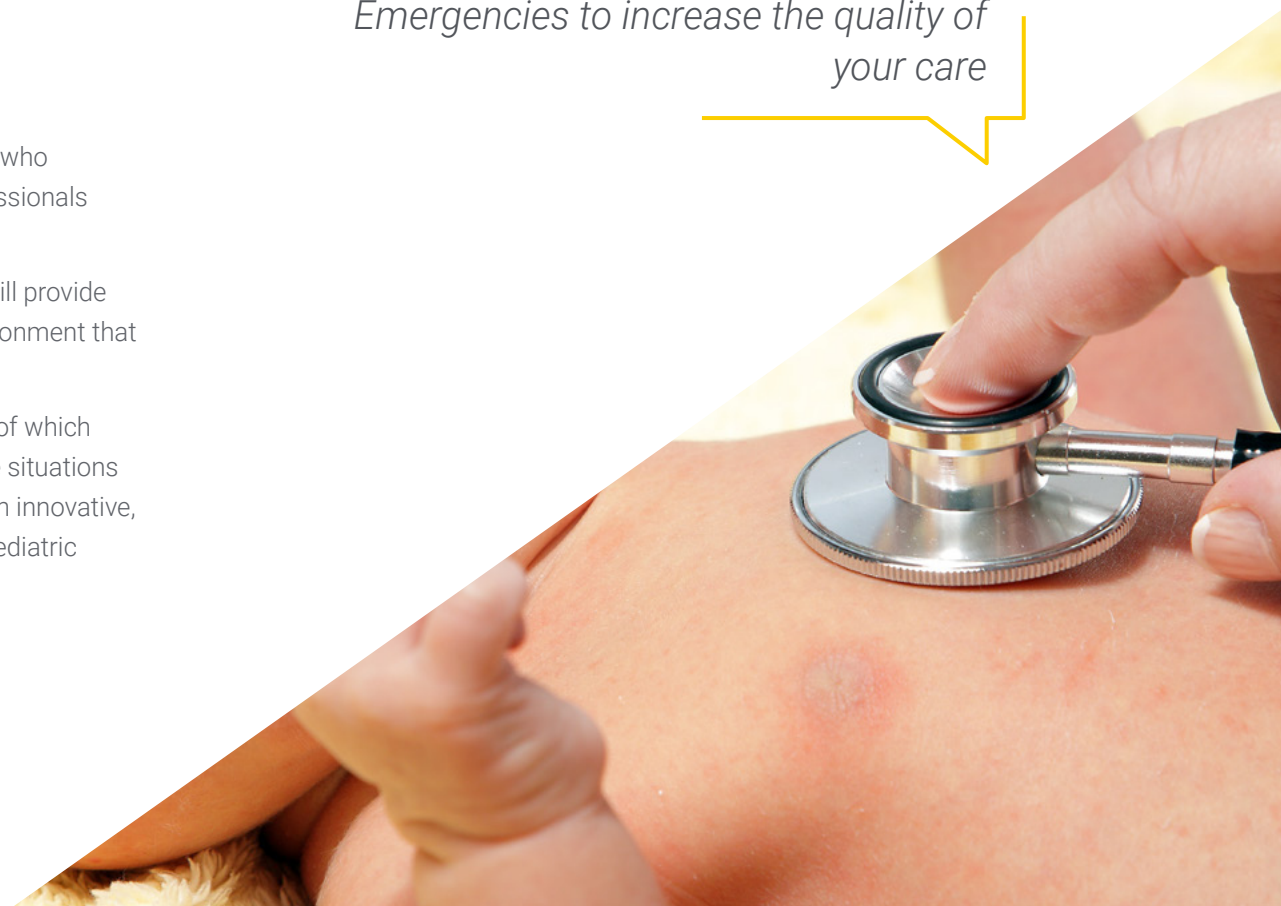
It includes in its teaching staff expert nurses and pediatricians of reference, who pour into this training the experience of their work, in addition to other professionals specializing in different areas of care for children and their families.

The multimedia content developed with the latest educational technology will provide the professional with situated and contextual learning, i.e., a simulated environment that will provide immersive training program to train in real situations.

The design of the program is based on Problem-Based Learning, by means of which the nursing professional must try to solve the different professional practice situations that arise throughout the program. For this reason, you will be assisted by an innovative, interactive video system created by renowned and experienced experts in pediatric emergencies with extensive teaching experience.

It includes clinical cases in real simulation situations to bring the program as close as possible to nursing practice

Don't miss the opportunity to update your knowledge in Frequent Pediatric Emergencies to increase the quality of your care



02 Objectives

The Postgraduate Diploma program is oriented towards a review of the main aspects of emergencies and the management of pathologies in children as a whole, based on scientific evidence and the experience of recognized professionals in the field of pediatrics.



A close-up photograph of a person's feet wearing blue and white knitted socks. The blue sock is in the foreground, and the white sock is visible behind it. The background is a blurred green and white geometric pattern.

“

This training will generate a sense of security in decision making and care delivery, which will help you grow personally and professionally”



General Objective

- ♦ Provide the nursing professional with updated training on pediatric emergencies and the approach to the most frequent pediatric emergency nursing techniques and procedures.



Specific Objectives

- ♦ Explain the equipment required by the Pediatric Emergency Department (PED), its differential characteristics, infrastructure and necessary material
- ♦ Correctly Apply the basis of triage in the Pediatric Emergency Department, as well as its classification systems
- ♦ Analyze what is involved in the transport of the critically ill pediatric patient and how both in-hospital and out-of-hospital transport is performed
- ♦ Distinguish the different types of arrhythmias, and correctly apply the appropriate treatment
- ♦ Recognize signs and symptoms of heart failure
- ♦ Employ correct nursing care and techniques in pediatric heart failure
- ♦ Review the extracorporeal membrane oxygenation (ECMO) method.
- ♦ Express what hypertensive crises consist of, as well as their diagnostic orientation
- ♦ Review the method of electrical cardioversion for the management of tachyarrhythmias
- ♦ Analyze how transcutaneous pacing works for the management of bradyarrhythmias
- ♦ Identify which types of arrhythmias are defibrillable, as well as recognize what the defibrillation process consists of
- ♦ Describe the signs and symptoms of Incomplete Lung Fluid Reabsorption Syndrome



- ♦ Apply the correct action in meconium aspiration syndrome
- ♦ Describe the characteristics of hyaline membrane disease
- ♦ Apply the appropriate steps for emergency decompression of a tension pneumothorax
- ♦ Identify what is apnea of the newborn
- ♦ Diagnose and treat acute pharyngotonsillitis
- ♦ Identify the signs and symptoms of acute laryngitis or false croup
- ♦ Recognize signs and symptoms, criteria for hospital admission and recent advances in community-acquired pneumonia
- ♦ Describe how chronic cough is managed and identify its possible causes: bacterial bronchitis, asthma or gastroesophageal reflux
- ♦ Classify the different inhalation and oxygen therapy systems in pediatrics
- ♦ Describe the correct technique for pediatric airway suctioning
- ♦ Recognize the sequence of steps to successfully perform thoracentesis
- ♦ Describe the techniques of forced spirometry, bronchodynamic tests and peak expiratory flow management
- ♦ Differentiate between cerebellar ataxia and labyrinthine ataxia
- ♦ Identify signs and symptoms of altered consciousness, as well as COMA
- ♦ Contrast the types of acute headache, as well as the application of nursing care.
- ♦ Identify the different epileptic and non-epileptic syndromes, as well as their treatment and nursing care
- ♦ Recognize the signs and symptoms of meningitis for early detection
- ♦ Adequately resolve a febrile seizure, both in the critical and post-critical phases
- ♦ Describe the lumbar puncture technique and its application
- ♦ Distinguish the symptoms and signs in febrile syndrome without focus in pediatrics, as well as its approach
- ♦ Identify the management of suspected sepsis, as well as the protocols for approaching septic shock and its treatment
- ♦ Differentiate between the different types of osteoarticular infections
- ♦ Establish appropriate treatment in the immunosuppressed patient with fever in the ED



03

Course Management

The program includes in its teaching staff expert nursing professionals and pediatric physicians of reference in the field of emergency pediatric, who pour into this training the experience of their work. In addition, other specialists of recognized prestige have participated in the creation of the contents, completing the program in an interdisciplinary manner.





“

*Learn from leading professionals the latest
advances in Vital Pediatric Emergencies”*

Management



Ms. Roldán del Amo, Adela

- University Diploma in Nursing. University School of Nursing Nuestra Señora de los Desamparados of Valencia.
- Specialist Nurse in Pediatric Nursing
- Pediatric Nurse in the Pediatric Hospitalization Unit 9 de Octubre NISA Hospital
- University Professor in: Diploma in Neonatal Nursing and Neonatal Intensive Care CEU – Cardenal Herrera University Moncada. Valencia
- University Professor in: First Aid, Cardiopulmonary Resuscitation and Emergency Situations CEU- ardenal Herrera University. Moncada. Valencia

Professors

Ms. Alfaro Ramírez, Concepción

- ♦ Diploma in Nursing. Catholic University of Valencia (UCV)
- ♦ Specialist Nurse in Pediatric Nursing
- ♦ Pediatric Emergency Services Supervisor 9 de Octubre Hospital NISA Valencia
- ♦ University Professor in: Diploma in Neonatal Nursing and Neonatal Intensive Care CEU– Cardenal Herrera University. Moncada. Valencia
- ♦ Professor in Child Nutrition Course at Nisa Hospitals Foundation

Ms. Antón García, Gema

- ♦ University Diploma in Nursing (D.U.E.). Alicante University School of Nursing
- ♦ Obstetrics Nurse in Elche University General Hospital (Alicante). Clinical Practice Tutor
- ♦ Professional experience in childbirth and neonatology

Ms. Balboa Navarro, Ana

- ♦ Emergency Nurse the General Hospital of Elche (Alicante)
- ♦ Specialist Nurse in Pediatric Nursing
- ♦ Master's Degree in Nursing Sciences
- ♦ Instructor of Basic Life Support and Advanced Cardiovascular Life Support at the Spanish Society of Emergency Medicine and American Heart Association (SEMES-AHA)
- ♦ Pediatric and neonatal CPR instructor with the Spanish Group of Pediatric and Neonatal CPR
- ♦ Advanced Provider of "International Trauma Life Support" of SEMES-ITLS
- ♦ APLS credential (American Academy of Pediatrics and American College of Emergency Physicians)
- ♦ Professional teaching experience in University Masters and Postgraduate Courses

Ms. López Ruiz, María Amparo

- ♦ Degree in Medicine and Surgery. University of Valencia
- ♦ Pediatric Services 9 de Octubre NISA Hospital. Valencia
- ♦ Postgraduate course director: Diploma in Neonatal Nursing and Neonatal Intensive Care at CEU Cardenal Herrera– Moncada University (Valencia) and NISA Hospitals Foundation (Valencia)

Ms. Lospitao Gómez, Sara

- ♦ Nurse, Intensive Care Medicine Department, Fuenlabrada University Hospital, Madrid
- ♦ Cardiac Surgery Post-Surgical Intensive Care Unit (PCU) 12 de Octubre Hospital
- ♦ Coronary Intensive Care Unit 12 de Octubre Hospital
- ♦ Master's Degree in Critical Care Rey Juan Carlos University I
- ♦ Collaborating researcher in the multicenter study entitled

D. Mora Rivero, Jorge

- ♦ Degree in Nursing from the University of Alicante
- ♦ Master's Degree in Nursing Sciences
- ♦ Emergency Nurse at the General University Hospital of Elche (Alicante, Spain) Clinical Practice Tutor
- ♦ Professional teaching experience in University Masters and Postgraduate Courses
- ♦ Postgraduate Diploma in Primary Care Emergencies
- ♦ Degree in Emergency Medical Transportation (SAMU)

04

Structure and Content

The structure of the contents has been designed by a team of professionals knowledgeable about the implications of pediatric nursing education, aware of the relevance of current training in order to provide quality care to pediatric patients and committed to teaching through new educational technologies.





“

The Postgraduate Diploma in Vital Pediatric Emergencies for Nursing contains the most complete and updated scientific program on the market"

Module 1. Health Care Organization for Pediatric Emergencies

- 1.1. Equipment in the Pediatric Emergency Department (PED).
 - 1.1.1. Differential Characteristics of PED.
 - 1.1.2. Infrastructure, Staffing.
 - 1.1.3. Material
- 1.2. Triage Therapy in Pediatrics.
 - 1.2.1. Definition.
 - 1.2.2. Classification Systems
- 1.3. Transport of Critical Pediatric Patient.
 - 1.3.1. Intrahospital Transfer.
 - 1.3.2. Neonatal and Pediatric Transportation.

Module 2. Pediatric Nursing Care in Cardiology Emergencies

- 2.1. Arrhythmias and Syncope.
 - 2.1.1. Bradyarrhythmias Diagnosis and Treatment.
 - 2.1.2. Tachyarrhythmias Diagnosis and Treatment.
- 2.2. Congenital Heart Disease
 - 2.2.1. Cyanotic Congenital Heart Disease.
 - 2.2.2. Non-Cyanotic Congenital Heart Disease.
 - 2.2.3. Diagnostic Approach.
 - 2.2.4. Treatment.
- 2.3. Hypertensive Crisis
 - 2.3.1. Diagnostic Guidance for Hypertension in Children and Adolescents.
 - 2.3.2. Therapeutic Guidance for Hypertension in Children and Adolescents.
- 2.4. Heart Failure
 - 2.4.1. Etiology.
 - 2.4.2. Diagnosis.
 - 2.4.3. Treatment. Mechanical Ventricular Assistance Techniques Extracorporeal Membrane Oxygenation (ECMO).

Techniques and Procedures

- 2.5. Quick Reading of an ECG.
- 2.6. Defibrillation
- 2.7. Cardioversion and Temporary Pacemaker.





Module 3. Nursing Care in Emergency Conditions

- 3.1. Respiratory Pathology in Recent Newborns.
 - 3.1.1. Incomplete Pulmonary Fluid Reabsorption Syndrome.
 - 3.1.2. Meconium Aspiration Syndrome.
 - 3.1.3. Hyaline Membrane Disease.
 - 3.1.4. Pneumothorax.
 - 3.1.5. Pneumonia.
 - 3.1.6. Apnea in Newborns.
- 3.2. Airway Diseases.
 - 3.2.1. Acute Pharyngotonsillitis
 - 3.2.2. Laryngitis or Croup.
 - 3.2.3. Spasmodic Croup
 - 3.2.4. Otitis
 - 3.2.5. Sinusitis.
- 3.3. Community-Acquired Pneumonia.
 - 3.3.1. Diagnosis.
 - 3.3.2. Hospital Admission Criteria.
 - 3.3.3. Latest Advances in Treatment.
- 3.4. Managing a Child with a Persistent Cough Chronic cough
 - 3.4.1. Etiology.
 - 3.4.1.1. Persistent Bacterial Bronchitis.
 - 3.4.1.2. Asthma.
 - 3.4.1.3. Gastroesophageal Reflux, etc.
 - 3.4.2. Treatment.
- 3.5. Care of the Child with Asthma
 - 3.5.1. Clinical Diagnosis. Functional Diagnosis
 - 3.5.2. Pharmacological Treatment. Non-Pharmacological Treatment
 - 3.5.3. Education for Health

Techniques and Procedures

- 3.6. Inhalation Techniques Oxygen Therapy.
- 3.7. Thoracentesis and Placement of the Pleural Tube
- 3.8. Forced Spirometry Bronchodynamic Tests Forced Spirometry, Bronchodynamic Tests, PEF (Peak Expiratory Flow Meter Management).

Module 4. Nursing Care in Neurology Emergencies

- 4.1. Alterations of Consciousness.
- 4.2. Bacterial and Viral Meningitis.
- 4.3. Febrile Seizures.
- 4.4. Acute Headache.
 - 4.4.1. Migraine.
 - 4.4.2. Tension Headache.
 - 4.4.3. Periodic Syndromes of Childhood.
- 4.5. Epilepsies and Non-Epileptic Seizure Disorders in Childhood.
 - 4.5.1. Epileptic Syndromes in Childhood and Adolescence.
 - 4.5.2. General Treatment of Epilepsies.
- 4.6. Acute Ataxia

Techniques and Procedures

- 4.7. Ventriculoperitoneal Shunt Puncture.
- 4.8. Lumbar Puncture.

Module 5. Nursing Care in Infectious Emergencies

- 5.1. Exanthematous Diseases.
- 5.2. Whooping Cough and Pertussis Syndrome.
 - 5.2.1. Pharmacological Treatment.
 - 5.2.2. Control Measures
- 5.3. Febrile Syndrome without Focus.
- 5.4. Sepsis. Septic Shock
- 5.5. Osteoarticular Infections
- 5.6. Fever and Neutropenia.





“

A unique, key, and decisive training experience to boost your professional development”

05

Methodology

This training provides you with a different way of learning. Our methodology uses a cyclical learning approach: ***Re-learning***.

This teaching system is used in the most prestigious medical schools in the world, and major publications such as the ***New England Journal of Medicine*** have considered it to be one of the most effective.





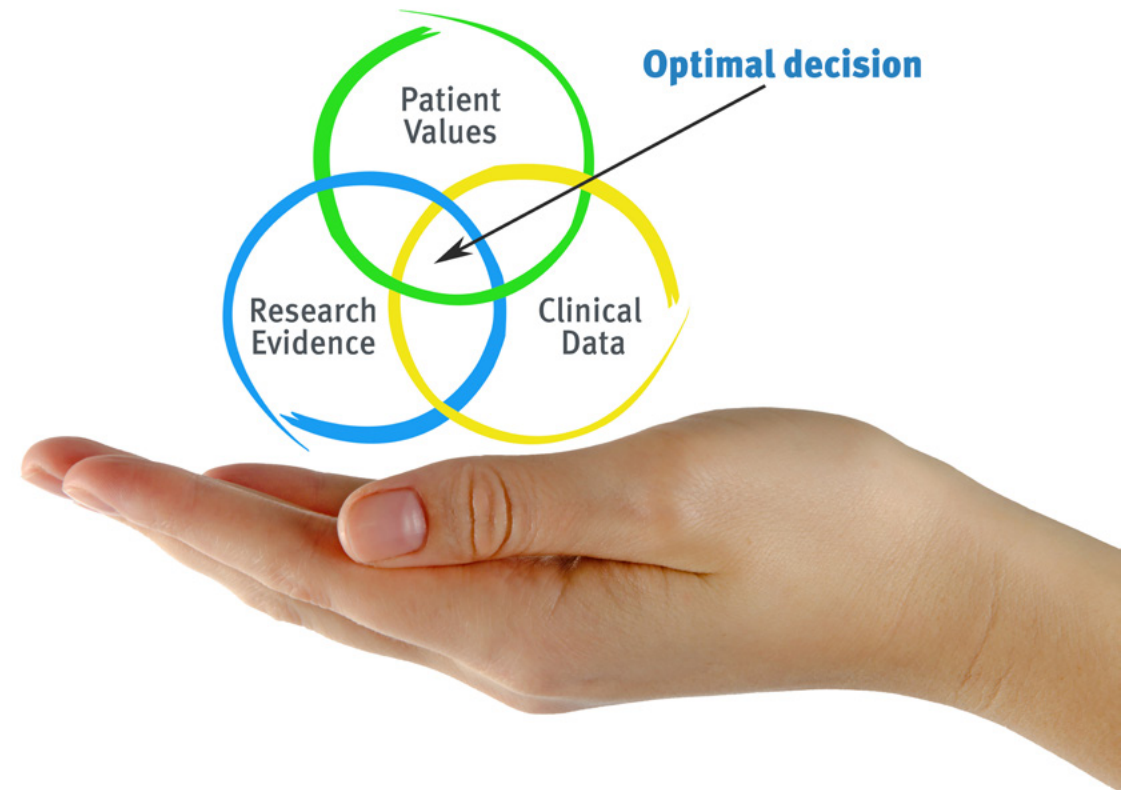
“

Discover Re-learning, a system that abandons conventional linear learning, to take you through cyclical teaching systems: a way of learning that has proven to be extremely effective, especially in subjects that require memorization"

At TECH Nursing School we use the Case Method

In a given clinical situation, what would you do? Throughout the program, you will be presented with multiple simulated clinical cases based on real patients, where you will have to investigate, establish hypotheses and, finally, resolve the situation. There is abundant scientific evidence on the effectiveness of the method. Nurses learn better, faster, and more sustainably over time.

With TECH, nurses can experience a learning methodology that is shaking the foundations of traditional universities around the world



According to Dr. Gérvas, the clinical case is the annotated presentation of a patient, or group of patients, which becomes a "case", an example or model that illustrates some peculiar clinical component, either because of its teaching power or because of its uniqueness or rarity. It is essential that the case is based on current professional life, in an attempt to recreate the real conditions in professional nursing practice.

“

Did you know that this method was developed in 1912 at Harvard for law students? The case method consisted of presenting students with real-life, complex situations for them to make decisions and justify their decisions on how to solve them. In 1924, Harvard adopted it as a standard teaching method”

The effectiveness of the method is justified by four fundamental achievements:

1. Nurses who follow this method not only grasp concepts, but also develop their mental capacity by evaluating real situations and applying their knowledge.
2. The learning process has a clear focus on practical skills that allow the nursing professional to better integrate knowledge acquisition into the hospital setting or primary care.
3. Ideas and concepts are understood more efficiently, given that the example situations are based on real-life.
4. Students like to feel that the effort they put into their studies is worthwhile. This then translates into a greater interest in learning and more time dedicated to working on the university program.



Re-Learning Methodology

At TECH we enhance the Harvard case method with the best 100% online teaching methodology available: Re-learning.

Our University is the first in the world to combine the study of clinical cases with a 100% online learning system based on repetition, combining a minimum of 8 different elements in each lesson, which represent a real revolution with respect to simply studying and analyzing cases.



The nurse will learn through real cases and by solving complex situations in simulated learning environments. These simulations are developed using state-of-the-art software to facilitate immersive learning

At the forefront of world teaching, the Re-learning method has managed to improve the overall satisfaction levels of professionals who complete their studies, with respect to the quality indicators of the best Spanish-speaking online university (Columbia University).

With this methodology we have trained more than 175,000 nurses with unprecedented success, in all specialties regardless of from the workload. All this in a highly demanding environment, where the students have a strong socio-economic profile and an average age of 43.5 years.

Re-learning will allow you to learn with less effort and better performance, involving you more in your specialization, developing a critical mindset, defending arguments, and contrasting opinions: a direct equation to success

In our program, learning is not a linear process, but rather a spiral (we learn, unlearn, forget, and re-learn). Therefore, we combine each of these elements concentrically.

The overall score obtained by our learning system is 8.01, according to the highest international standards.



In this program you will have access to the best educational material, prepared with you in mind:



Study Material

All teaching material is produced by the specialists who teach the course, specifically for the course, so that the teaching content is really specific and precise.

This content is then adapted in an audiovisual format that will create our way of working online, with the latest techniques that allow us to offer you high quality in all of the material that we provide you with.



Nursing Techniques and Procedures on Video

We introduce you to the latest techniques, to the latest educational advances, to the forefront of current nursing procedures and techniques. All this, in first person, with the maximum rigor, explained and detailed for your assimilation and understanding. And best of all, you can watch them as many times as you want.



Interactive Summaries

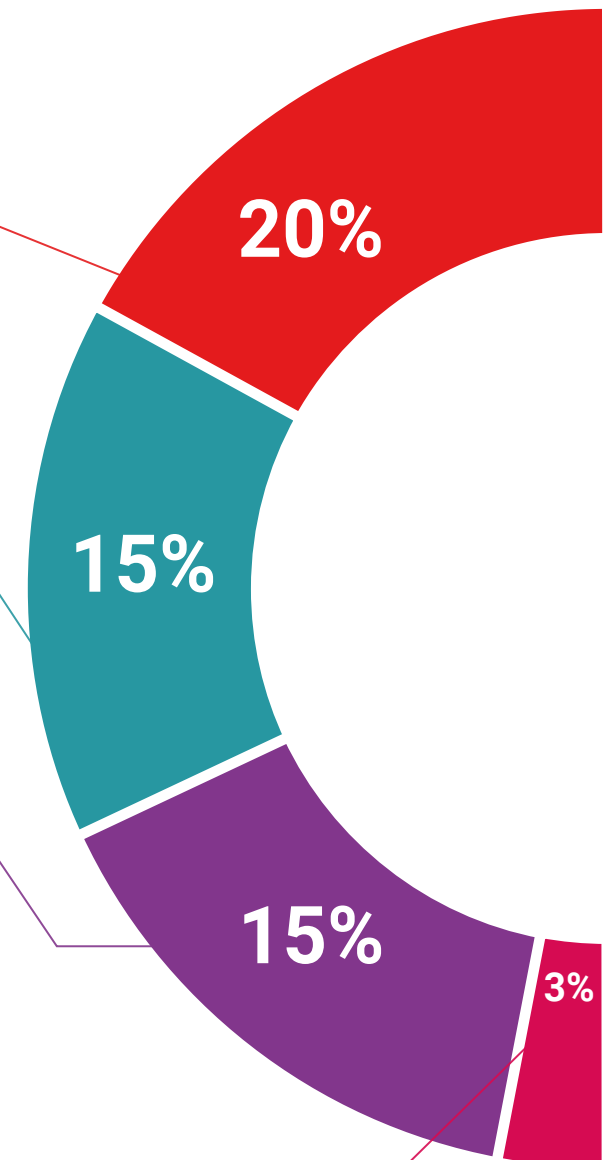
We present the contents attractively and dynamically in multimedia lessons that include audio, videos, images, diagrams, and concept maps in order to reinforce knowledge.

This unique multimedia content presentation training system was awarded by Microsoft as a "European Success Story".



Additional Reading

Recent articles, consensus documents, international guides. in our virtual library you will have access to everything you need to complete your training.





Expert-Led Case Studies and Case Analysis

Effective learning ought to be contextual. Therefore, we will present you with real case developments in which the expert will guide you through focusing on and solving the different situations: a clear and direct way to achieve the highest degree of understanding.



Testing & Re-testing

We periodically evaluate and re-evaluate your knowledge throughout the program, through assessment and self-assessment activities and exercises: so that you can see how you are achieving your goals.



Classes

There is scientific evidence suggesting that observing third-party experts can be useful.

Learning from an expert strengthens knowledge and memory, and generates confidence in our future difficult decisions.



Quick Action Guides

We offer you the most relevant contents of the course in the form of worksheets or quick action guides. A synthetic, practical, and effective way to help you progress in your learning.



06

Certificate

The Postgraduate Diploma in Vital Pediatric Emergencies for Nursing guarantees, in addition to the most rigorous and updated training, access to a Postgraduate Diploma issued by TECH - Technological University.



“

Successfully complete this training and receive your Postgraduate Diploma without travel or laborious paperwork”

The Postgraduate Diploma in Vital Pediatric Emergencies for Nursing contains the most complete and updated scientific program on the market.

After the student has passed the evaluations, they will receive their corresponding Postgraduate Certificate issued by **TECH - Technological University** via tracked delivery.

The diploma issued by **TECH Technological University** will reflect the qualification obtained in the Postgraduate Diploma and meets the requirements commonly demanded by labor exchanges, competitive examinations, and professional from career evaluation committees.

Title: Postraduate Diploma in Vital Pediatric Emergencies for Nursing

Official Number of Hours: 500



future
health confidence people
education information tutors
guarantee accreditation teaching
institutions technology learning
community commitment
personalized service innovation
knowledge present
online tra
velopment langu
classroom



Postgraduate Diploma
Vital Pediatric Emergencies
for Nursing

- » Modality: online
- » Duration: 6 months
- » Certificate: TECH Technological University
- » Dedication: 16h/week
- » Schedule: at your own pace
- » Exams: online

Postgraduate Diploma Vital Pediatric Emergencies for Nursing

