

# Postgraduate Diploma

## Urgent Therapeutic Management of the Poisoned Patient for Nursing



## Postgraduate Diploma Urgent Therapeutic Management of the Poisoned Patient for Nursing

- » Modality: online
- » Duration: 6 months
- » Certificate: TECH Technological University
- » Dedication: 16h/week
- » Schedule: at your own pace
- » Exams: online

Website: [www.techtute.com/pk/nursing/postgraduate-diploma/postgraduate-diploma-urgent-therapeutic-management-poisoned-patient-nursing](http://www.techtute.com/pk/nursing/postgraduate-diploma/postgraduate-diploma-urgent-therapeutic-management-poisoned-patient-nursing)

# Index

01

Introduction

---

p. 4

02

Objectives

---

p. 8

03

Course Management

---

p. 12

04

Structure and Content

---

p. 16

05

Methodology

---

p. 22

06

Certificate

---

p. 30

# 01

# Introduction

An poisoning is caused by being in contact with a substance that is harmful to the body, either by ingesting, inhaling, injecting or by any other means. The specialty in this area is often not recognized, but it is no secret that it is of great importance in our society and in the Health System. For this reason, it is essential that health personnel are trained to respond optimally when treating a patient with symptoms of poisoning. This makes this program a reference for those nurses who want to improve their professional level.





“

*Learn about the latest advances in Urgent Therapeutic Management of the Poisoned Patient to be able to perform a quality praxis”*



Poisonings often become difficult situations to manage. Signs and symptoms can be varied and unspecific, so the evaluation of these patients requires a clinical history from a good source, an exhaustive interrogation where all the details are understood, as well as a complete physical examination and a health personnel trained to attend any type of eventuality.

Therefore, this program in the Urgent Therapeutic Management of the Poisoned Patient for Nursing has been designed to provide professionals with sufficient knowledge in human toxicology to be able to successfully address the challenge of caring for patients with urgent toxicological problems.

The program is fundamentally aimed at the daily practice of the profession, referring to the study of those toxicants that come into contact with patients most frequently, minimizing as much as possible the theoretical foundations of the subject and focusing on the clinical care of the intoxicated patient. At the same time, we have given special importance to the practical approach required for therapeutic success.

The contents of this Postgraduate Diploma are structured in large groups of topics with a pedagogical coherence. In this way, the student will be able to understand the proper way to perform an evaluation of a poisoned patient, explain the life support process and apply preventive techniques to perform a gastrointestinal absorption.

Furthermore, it is a 100% online Postgraduate Certificate that provides students with comfortable study and ease, wherever and whenever they want it. All you need is a device with internet access to take your career one step further. A modality in keeping with the current times with all the guarantees to position the nurse in a highly demanded sector.

This **Postgraduate Diploma in Urgent Therapeutic Management of the Poisoned Patient for Nursing** contains the most complete and up-to-date scientific program on the market. The most important features of the specialization are:

- ♦ The development of clinical cases presented by toxicology experts
- ♦ The graphic, schematic, and practical contents with which they are created provide scientific and practical information on the disciplines that are essential for professional practice
- ♦ The practical exercises where the self-evaluation process can be carried out to improve learning
- ♦ Clinical and diagnostic imaging and testing iconography
- ♦ An algorithm-based interactive learning system for decision-making in the clinical situations presented throughout the course
- ♦ Its special emphasis on toxicology research methodologies
- ♦ Theoretical lessons, questions to the expert, debate forums on controversial topics, and individual reflection assignments
- ♦ Content that is accessible from any fixed or portable device with an Internet connection



*The program in Urgent Therapeutic Management of the Poisoned Patient for Nursing will help you learn the process of applying life support in the acute intoxicated patient"*

“

*Improve your knowledge in Urgent Therapeutic Management of the Poisoned Patient with this program, where you will find the best didactic material with real clinical cases”*

*Increase your safety in decision making by knowing the decontamination procedures in dermatological poisoning.*

*Identify the clinical pictures that can occur in poisoning with neurological involvement.*

The program's teaching staff includes professionals from the sector who contribute their work experience to this educational program, as well as renowned specialists from leading societies and prestigious universities.

Its multimedia content, developed with the latest educational technology, will allow the professional a situated and contextual learning, that is, a simulated environment that will provide an immersive training programmed to train in real situations.

The design of this program focuses on Problem-Based Learning, in which the professional will have to try to solve the different professional practice situations that will arise throughout the academic course. For this purpose, the student will be assisted by an innovative interactive video system created by renowned experts.



# 02 Objectives

The main objective of the program is to guarantee the correct performance of nurses when dealing with a poisoned patient. Everything will be achieved through theoretical and practical learning, so that the professional can master in a practical and rigorous way the urgent therapeutic management of the poisoned patient. Therefore, at the end of the training the nurse will be fully qualified to intervene in these cases with greater guarantees of success.







“

*Specialize in the Urgent Therapeutic Management of the Poisoned Patient and establish the differential diagnosis between the different renal toxic syndromes”*



## General Objectives

---

- ♦ Define the basic and general principles of care for the severely poisoned patient
- ♦ Identify the main toxics available in our environment
- ♦ Describe the main signs and symptoms related to severe acute poisoning and its organ involvement
- ♦ Implement mechanisms to protect the severely poisoned patients and those around them
- ♦ Detect complications related to the related toxicant or to the patient's health status
- ♦ Explain the process of care, diagnosis and treatment of the severely poisoned patient in all its dimensions



*Take the step and define the therapeutic approach to be carried out in the patient poisoned by inhalation of fumes or other respiratory agents”*



## Specific Objectives

---

### Module 1. Assessment of the Poisoned Patient

- ♦ Explain the decontamination procedures in acute dermal intoxication
- ♦ Define the toxicity mechanisms in the male genitourinary tract
- ♦ Define the toxicity mechanisms in the female genitourinary tract
- ♦ Explain the effects of xenobiotics
- ♦ Describe the ECG alterations in poisonings that produce cardiac involvement
- ♦ Describe the possible arrhythmias to be detected in acute poisonings
- ♦ Explain the hematological involvement that occurs in acute poisonings
- ♦ Describe the organic repercussions of toxicology in athletes and the different products used
- ♦ Identify poisoning related to possible pharmacological errors in the pediatric patient
- ♦ Describe the action to be taken in case of overdose in pregnant women

### Module 2. Therapeutic Management of the Poisoned Patient: Life Support

- ♦ Explain the procedure for examination of the patient with fumes inhalation poisoning
- ♦ Define the therapeutic approach to be carried out in the patient poisoned by inhalation of fumes or other respiratory agents
- ♦ Establish the differential diagnosis between the different toxic renal syndromes
- ♦ Identify the clinical pictures that can occur in poisoning with neurological involvement
- ♦ Describe the systemic repercussion of eye poisoning
- ♦ Identify those toxics that cause hepatic affectation and their repercussion at the organic level
- ♦ Identify violent and self-injurious behaviors in relation to psychiatric toxicology

**Module 3. Therapeutic Management of the Poisoned Patient: Specific Treatment**

- ♦ Explain the principles of teratogenesis and all those products that can produce it
- ♦ Identify products that may pose a risk of poisoning to both the mother and the newborn during breastfeeding
- ♦ Explain the procedure for decontamination of the gastrointestinal tract in acutely poisoned children
- ♦ Describe the epidemiology, etiology and repercussions of acute poisonings in pediatric and neonatal age
- ♦ Define the characteristics of intentional and unintentional poisoning in the elderly
- ♦ Explain the different therapeutic approaches in the acutely poisoned elderly person
- ♦ Describe the specific xenobiotics that can be used in the pediatric and neonatal age group

**Module 4. Therapeutic Management of the Poisoned Patient: Additional Aspects**

- ♦ Identify the toxicokinetics of paracetamol and its treatment in case of acute poisoning
- ♦ Identify the toxicokinetics of antimycotics and their treatment in case of acute poisoning
- ♦ Identify the toxicokinetics of anti-inflammatory drugs and their treatment in case of acute poisoning
- ♦ Explain the toxicokinetics of opioids and their treatment in case of acute poisoning
- ♦ Explain the toxicokinetics of antiepileptics and their treatment in case of acute poisoning

- ♦ Explain the toxicokinetics of antihistamines and their treatment in case of acute poisoning
- ♦ Identify the toxicokinetics of antidiabetic and hypoglycemic agents and their treatment in case of acute poisoning
- ♦ Explain the toxicokinetics of bisphosphonates and antineoplastics and their treatment in case of acute poisoning

03

# Course Management

The program includes in its teaching staff a group of health professionals of reference in everything related to emergency toxicology for nurses, who pour into this program the experience of their years of work. Additionally, other specialists of recognized prestige participate in its design and elaboration to help the nurse to be more qualified and with the necessary skills to intervene in poisoned patients.



“

*Learn from leading professionals, the latest advances in procedures in the field of Emergency Toxicology for Nursing”*



## Management



### Dr. Álvarez Rodríguez, Cesáreo

- Coordinator of the Toxicology Working Group of SEMES Galicia
- Scientific Secretary of the Galician Society of Emergency Medicine (SEMES Galicia)
- Vice-Secretary for Training of the Spanish Society of Emergency Medicine (SEMES)
- Scientific Committee of the XXI Conference on Glycinic Toxicology and XI Conference on Toxicovigilance (October 2017)
- President of the Scientific Committee of the XXV Congress of the Spanish Society of Emergency Medicine (SEMES)
- Emergency Physician. Head of the Emergency Unit of Verín Hospital
- Degree in Medicine and Surgery from the University of Santiago de Compostela with a Bachelor's Degree in Medicine and Surgery
- Research Sufficiency by the University of Salamanca
- PhD in Medicine and Surgery from the Autonomous University of Madrid
- Director of Doctoral Thesis in the area of Clinical Toxicology (Extraordinary Award)
- Member of the Editorial Board of the journal "Emergencias"
- Specialist in Family and Community Medicine
- Postgraduate Diploma in Health Promotion
- Advanced Life Support Instructor (American Heart Association Accredited)

## Professors

### Dr. Burillo-Putze, Guillermo

- ♦ Emergency Coordinator of the University Hospital Complex of the Canary Islands
- ♦ Degree in Medicine by La Laguna University. Doctor of Medicine by La Laguna University Extraordinary Doctorate Award
- ♦ Director of 5 Doctoral Theses
- ♦ Specialist in Family and Community Medicine
- ♦ Master's Degree in Emergency Medicine
- ♦ Postgraduate Diploma in Toxicology by the University of Seville
- ♦ Instructor Advanced Hazardous Materials Life Support (AHLS), American College of Clinical Toxicology, Washington, USA
- ♦ Accepted in the European Registry of Toxicologists (EUROTOX), managed by the Spanish Association of Toxicology (AETOX)
- ♦ Associate Professor of Emergency Medicine at the Faculty of Medicine of the University of La Laguna

### Dr. Bajo Bajo, Angel Ascensiano

- ♦ Hospital Emergency Physician at the University Health Care Complex of Salamanca
- ♦ Degree in Medicine and Surgery from the University of Salamanca
- ♦ Specialist in Family and Community Medicine
- ♦ Doctor of Medicine from Salamanca University (First Extraordinary Doctorate Award)
- ♦ Certified in Emergency Medicine by the Spanish Society of Emergency Medicine (SEMES)

### Mr. Carnero Fernandez, César Antonio

- ♦ Deputy Inspector of National Police
- ♦ TEDAX-NRBQ Specialist in the TEDAX-NRBQ Unit of the National Police
- ♦ Teacher in TEDAX-NRBQ for national agencies and Security Forces and Corps

### Ms. Giralde Martínez, Patricia

- ♦ Prehospital Emergency Physician in the Galician 061 Health Emergency Service
- ♦ Professional experience in Hospital Emergency Medicine at Montecelo Hospital
- ♦ Graduate in Medicine and Surgery from the University of Santiago de Compostela
- ♦ Specialist in Family and Community Medicine
- ♦ Master's Degree in Urgencies, Emergencies and Catastrophes by CEU San Pablo University
- ♦ Postgraduate University Professor in the course "Postgraduate Diploma in Urgencies and Emergencies" of the School of Health Sciences of the Complutense University of Madrid

### Dr. Miguéns Blanco, Iria

- ♦ Hospital Emergency Physician at the Gregorio Marañón General University Hospital in Madrid
- ♦ Professional experience in Pre-Hospital Emergency Medicine in the Emergency Service of the Community of Madrid-SUMMA
- ♦ Degree in Medicine and Surgery from the University of Santiago de Compostela
- ♦ Specialist in Family and Community Medicine
- ♦ Master's Degree in Emergency Medicine from the Complutense University of Madrid
- ♦ Master's Degree in Teaching and Digital Competencies in Health Sciences by CEU Cardenal Herrera

**Dr. Mayan Conesa, Plácido**

- ♦ Graduate in Medicine and Surgery from the Universidad de Navarra
- ♦ Specialist in Family and Community Medicine
- ♦ Diploma of Advanced Studies from la Coruña University.
- ♦ Emergency Physician at the University Hospital Complex of A Coruña
- ♦ Reviewer of the journal Emergencias
- ♦ Advanced Life Support Teacher

**Dr. Maza Vera, María Teresa**

- ♦ Degree in Medicine and Surgery in the University of Zaragoza
- ♦ Member of the Toxicology Working Group of SEMES Galicia
- ♦ Hospital Emergency Physician at the Álvaro Cunqueiro Hospital in Vigo.
- ♦ Specialist in Family and Community Medicine
- ♦ Diploma of Advanced Studies in Health Sciences from the University of Vigo.
- ♦ Coordinator of the Scientific Committee XXIV Autonomous Congress SEMES Galicia

**Mr. Rodríguez Domínguez, José María**

- ♦ National Police Officer
- ♦ TEDAX-NRBQ Specialist in the TEDAX-NRBQ Unit of the National Police.
- ♦ TEDAX-NRBQ teacher for national and international organizations
- ♦ Degree in Biology from the University of Santiago de Compostela



**Dr. Suárez Gago, María del Mar**

- ◆ Specialist in Internal Medicine
- ◆ Member of the Toxicology Working Group of SEMES Galicia
- ◆ Degree in Medicine and Surgery University of the Basque Country
- ◆ Assistant Physician of the Emergency Department of the Verín Hospital
- ◆ Professional experience in out-of-hospital emergency medicine in Portugal
- ◆ VMER (Medical Emergency and Resuscitation Vehicle) accreditation of the Training Center of the National Institute of Medical Emergencies of Oporto (INEM)

“ *Our teaching team will provide you with all their knowledge so that you are up to date with the latest information on the subject* ”





# 04

## Structure and Content

The Postgraduate Diploma in Urgent Therapeutic Management of the Poisoned Patient for Nursing has a program designed by a team of professionals from the best medical and educational centers in the country, with extensive experience in this field of action. All of them are committed to quality teaching through new educational technologies. At the end of the training, the professional will be more qualified to attend any emergency that may arise in an poisoned patient.







“

*The syllabus of the Postgraduate Diploma in Urgent Therapeutic Management of the Poisoned Patient for Nursing is designed to guarantee your professional excellence”*


## Module 1. Assessment of the Poisoned Patient

- 1.1. Initial Assessment of Patients Suffering from Poisoning
  - 1.1.1. Medical History
    - 1.1.1.1. Medical History
    - 1.1.1.2. Physical Examination
    - 1.1.1.3. Complementary Evaluations
  - 1.1.2. Toxic Syndromes
    - 1.1.2.1. Sympathomimetics
    - 1.1.2.2. Cholinergic Drugs
    - 1.1.2.3. Anticholinergics
    - 1.1.2.4. Serotonergic Drugs
    - 1.1.2.5. Opioids
    - 1.1.2.6. Sedative-Hypnotic Drugs
    - 1.1.2.7. Hallucinatory Drugs
  - 1.1.3. Metabolic Acidosis in Toxicology
  - 1.1.4. Diagnosis of Suspected Poisoning and Diagnostic Hypotheses
  - 1.1.5. Conclusions and Key Points
- 1.2. Toxic Organ Involvement
  - 1.2.1. Preliminary
    - 1.2.1.1. Introduction
    - 1.2.1.2. Index
    - 1.2.1.3. Objectives
  - 1.2.2. Hepatic Toxicology
  - 1.2.3. Renal Toxicology
  - 1.2.4. Hematological Toxicity
  - 1.2.5. Neurological and Psychiatric Toxicology
  - 1.2.6. Conclusions and Key Points
  - 1.2.7. Cardiovascular and Respiratory Toxicology
- 1.3. Group Toxicology

- 1.3.1. Preliminary
  - 1.3.1.1. Introduction
  - 1.3.1.2. Index
  - 1.3.1.3. Objectives
- 1.3.2. Reproductive and Perinatal Toxicology
- 1.3.3. Neonatal and Pediatric Toxicology
- 1.3.4. Geriatric Toxicology
- 1.3.5. Conclusions and Key Points

## Module 2. Therapeutic Management of the Poisoned Patient: Life Support

- 2.1. A Complete Overview of Poisoning Treatment
- 2.2. Life Support for Poisoned Patients: Cardiopulmonary Arrest
  - 2.2.1. The Fundamental Pillars of Life Support in Cardiopulmonary Arrest
  - 2.2.2. Respiratory Arrest and Ventilatory Support
  - 2.2.3. Cardiorespiratory Arrest in Poisoned Patients
  - 2.2.4. Conclusions and Key Points
- 2.3. Acute Respiratory Failure in Poisoned Patients and Therapeutic Management
  - 2.3.1. Preliminary
  - 2.3.2. Acute Respiratory Failure due to Airway Obstruction
  - 2.3.3. Acute Respiratory Failure due to Hypoventilation
  - 2.3.4. Acute Respiratory Failure due to Decrease in Inspiratory Oxygen Fraction
  - 2.3.5. Acute Respiratory Failure due to Alveolocapillary Diffusion Impairment
  - 2.3.6. Acute Respiratory Failure due to Altered Oxygen Transport or Tissue Oxygen Utilization
  - 2.3.7. Acute Mixed Respiratory Failure
  - 2.3.8. Conclusions and Key Points
- 2.4. Hemodynamic Stability and Instability in Poisoned Patients
  - 2.4.1. Shock and its Different Types in Poisoned Patients
  - 2.4.2. Therapeutic Management of Shock in Poisoned Patients
  - 2.4.3. Hypotension and Hypertension in Poisoned Patients
  - 2.4.4. Cardiac Arrhythmias in Acute Poisoning
  - 2.4.5. Acute Coronary Syndrome in Poisoned Patients
  - 2.4.6. Conclusions and Key Points

- 
- 2.5. Neuropsychiatric Disorders Associated with Poisoning
    - 2.5.1. Disorders of Consciousness Toxic Coma
    - 2.5.2. Seizures
    - 2.5.3. Behavioral Disorder. Agitated Patient Management
      - 2.5.3.1. Etiology of Psychomotor Agitation. Toxicology-Related Causes
      - 2.5.3.2. Protective Measures for Health care Personnel
      - 2.5.3.3. Verbal, Mechanical and Pharmacological Restraint Measures
    - 2.5.4. Conclusions and Key Points

### **Module 3. Therapeutic Management of the Poisoned Patient: Specific Treatment**

- 3.1. The Three Phases of the Specific Treatment of Poisoning
- 3.2. Decrease Toxin Absorption
  - 3.2.1. Digestive Decontamination:
    - 3.2.1.1. Emetics
    - 3.2.1.2. Gastric lavage
    - 3.2.1.3. Activated Carbon
    - 3.2.1.4. Cathartics
    - 3.2.1.5. Whole Bowel Irrigation
  - 3.2.2. Skin Decontamination
  - 3.2.3. Ocular Decontamination
  - 3.2.4. Prevention of Parenteral Absorption
  - 3.2.5. Prevention of Pulmonary Absorption
  - 3.2.6. Endoscopy and Surgery
  - 3.2.7. Dilution
  - 3.2.8. Conclusions and Key Points

- 3.3. Increasing Toxicant Elimination
  - 3.3.1. Kidney Cleanse
    - 3.3.1.1. Forced Diuresis
    - 3.3.1.2. Alkaline Diuresis
  - 3.3.2. Extrarenal Purification
    - 3.3.2.1. Dialysis
    - 3.3.2.2. Hemoperfusion, Hemofiltration, Hemodiafiltration
    - 3.3.2.3. Plasmapheresis and Exchange Transfusion
    - 3.3.2.4. Conclusions and Key Points
- 3.4. Antidotes
  - 3.4.1. Main Antidotes
    - 3.4.1.1. Indications, Contraindications, Side Effects and Precautions
    - 3.4.1.2. Dose
  - 3.4.2. Minimum Stock of Antidotes Depending on the Type of Hospital or Health Center
  - 3.4.3. Conclusions and Key Points

#### Module 4. Therapeutic Management of the Poisoned Patient: Additional Aspects

- 4.1. General Outline of Additional Aspects to Consider
- 4.2. The Suicidal Patient and Toxicology. Psychiatric Assessment
  - 4.2.1. Introduction
  - 4.2.2. Risk Factors for Self-Harming Behavior
  - 4.2.3. Determining the Severity of Self-Harm Attempts
  - 4.2.4. Suicidal Patient Management
  - 4.2.5. Conclusions and Key Points
- 4.3. Medical and Legal Aspects of Toxicological Care
  - 4.3.1. Introduction
  - 4.3.2. Report to the Court
  - 4.3.3. Medical and Legal Autopsy
  - 4.3.4. Sampling of the Patient Corpse
  - 4.3.5. Informed Consent and Voluntary Discharge of the Poisoned Patient
  - 4.3.6. The Extraction of Blood Samples for Toxicological Studies in the Emergency Room
  - 4.3.7. Conclusions and Key Points



- 4.4. Protective Measures for Health care Personnel
  - 4.4.1. Introduction
  - 4.4.2. Personal Protective Equipment (PPE)
  - 4.4.3. Poison Prevention Measures for Healthcare Personnel
  - 4.4.4. Conclusions and Key Points
- 4.5. General Criteria for Admission to an Intensive Care Unit
  - 4.5.1. Introduction
  - 4.5.2. Criteria Table
  - 4.5.3. Conclusions and Key Points
- 4.6. Toxicant-Induced Rhabdomyolysis
  - 4.6.1. Introduction
  - 4.6.2. Definition and Pathophysiology
  - 4.6.3. General Etiology and Toxicological Causes of Rhabdomyolysis
  - 4.6.4. Clinical Manifestations, Laboratory Tests and Complications
  - 4.6.5. Treatment
  - 4.6.6. Conclusions and Key Points
- 4.7. Toxicant-Induced Methemoglobinemia
  - 4.7.1. Introduction
  - 4.7.2. Pathophysiology
  - 4.7.3. Etiology of Methemoglobinemia
  - 4.7.4. Clinical Manifestations
  - 4.7.5. Suspected, Differential and Confirmatory Diagnosis
  - 4.7.6. Treatment
- 4.8. Hypersensitivity and Anaphylaxis Secondary to Poisonings by Animal Stings or Bites
  - 4.8.1. Introduction
  - 4.8.2. Etiology
  - 4.8.3. Hypersensitivity Types
  - 4.8.4. Clinical Manifestations
  - 4.8.5. Diagnosis
  - 4.8.6. Treatment Management
  - 4.8.7. Conclusions and Key Points
- 4.9. Emergencies Associated with Psychotropic Drugs
  - 4.9.1. Introduction
  - 4.9.2. Neuroleptic Malignant Syndrome.
    - 4.9.2.1. Definition and Risk Factors
    - 4.9.2.2. Clinical Manifestations and Differential Diagnosis
    - 4.9.2.3. Treatment
  - 4.9.3. Serotonin Syndrome
    - 4.9.3.1. Causes
    - 4.9.3.2. Clinical Manifestations and Differential Diagnosis
    - 4.9.3.3. Treatment
  - 4.9.4. Acute Dystonia
  - 4.9.5. Drug-Induced Parkinsonism
  - 4.9.6. Conclusions and Key Points



*A unique specialization experience, key and decisive to boost your professional development”*



05

# Methodology

This academic program offers students a different way of learning. Our methodology uses a cyclical learning approach: **Relearning**.

This teaching system is used, for example, in the most prestigious medical schools in the world, and major publications such as the **New England Journal of Medicine** have considered it to be one of the most effective.





“

*Discover Relearning, a system that abandons conventional linear learning, to take you through cyclical teaching systems: a way of learning that has proven to be extremely effective, especially in subjects that require memorization"*

## At TECH Nursing School we use the Case Method

In a given situation, what should a professional do? Throughout the program, students will face multiple simulated clinical cases, based on real patients, in which they will have to do research, establish hypotheses, and ultimately resolve the situation. There is an abundance of scientific evidence on the effectiveness of the method. Nurses learn better, faster, and more sustainably over time.

*With TECH, nurses can experience a learning methodology that is shaking the foundations of traditional universities around the world.*



According to Dr. Gervas, the clinical case is the annotated presentation of a patient, or group of patients, which becomes a "case", an example or model that illustrates some peculiar clinical component, either because of its teaching power or because of its uniqueness or rarity. It is essential that the case is based on current professional life, in an attempt to recreate the real conditions in professional nursing practice.

“

*Did you know that this method was developed in 1912, at Harvard, for law students? The case method consisted of presenting students with real-life, complex situations for them to make decisions and justify their decisions on how to solve them. In 1924, Harvard adopted it as a standard teaching method”*

The effectiveness of the method is justified by four fundamental achievements:

1. Nurses who follow this method not only grasp concepts, but also develop their mental capacity, by evaluating real situations and applying their knowledge.
2. The learning process has a clear focus on practical skills that allow the nursing professional to better integrate knowledge acquisition into the hospital setting or primary care.
3. Ideas and concepts are understood more efficiently, given that the example situations are based on real-life.
4. Students like to feel that the effort they put into their studies is worthwhile. This then translates into a greater interest in learning and more time dedicated to working on the course.





## Relearning Methodology

At TECH we enhance the case method with the best 100% online teaching methodology available: Relearning.

This university is the first in the world to combine case studies with a 100% online learning system based on repetition combining a minimum of 8 different elements in each lesson, which is a real revolution compared to the simple study and analysis of cases.



*The nurse will learn through real cases and by solving complex situations in simulated learning environments. These simulations are developed using state-of-the-art software to facilitate immersive learning.*



At the forefront of world teaching, the Relearning method has managed to improve the overall satisfaction levels of professionals who complete their studies, with respect to the quality indicators of the best online university (Columbia University).

With this methodology we have trained more than 175,000 nurses with unprecedented success in all specialities regardless of practical workload. Our pedagogical methodology is developed in a highly competitive environment, with a university student body with a strong socioeconomic profile and an average age of 43.5 years old.

*Relearning will allow you to learn with less effort and better performance, involving you more in your specialization, developing a critical mindset, defending arguments, and contrasting opinions: a direct equation to success.*

In our program, learning is not a linear process, but rather a spiral (learn, unlearn, forget, and re-learn). Therefore, we combine each of these elements concentrically.

The overall score obtained by TECH's learning system is 8.01, according to the highest international standards.



This program offers the best educational material, prepared with professionals in mind:



### Study Material

All teaching material is produced by the specialists who teach the course, specifically for the course, so that the teaching content is really specific and precise.

These contents are then applied to the audiovisual format, to create the TECH online working method. All this, with the latest techniques that offer high quality pieces in each and every one of the materials that are made available to the student.



### Nursing Techniques and Procedures on Video

We introduce you to the latest techniques, to the latest educational advances, to the forefront of current medical techniques. All of this in direct contact with students and explained in detail so as to aid their assimilation and understanding. And best of all, you can watch them as many times as you want.



### Interactive Summaries

The TECH team presents the contents attractively and dynamically in multimedia lessons that include audio, videos, images, diagrams, and concept maps in order to reinforce knowledge.

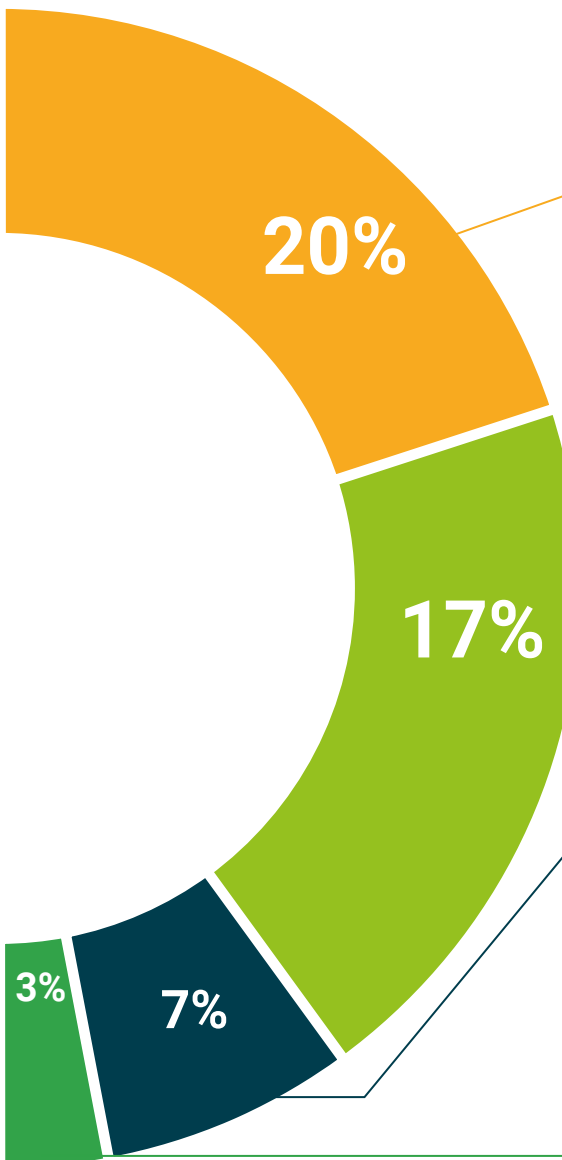
This exclusive educational system for presenting multimedia content was awarded by Microsoft as a "European Success Story".



### Additional Reading

Recent articles, consensus documents and international guidelines, among others. In TECH's virtual library, students will have access to everything they need to complete their course.





### Expert-Led Case Studies and Case Analysis

Effective learning ought to be contextual. Therefore, TECH presents real cases in which the expert will guide students, focusing on and solving the different situations: a clear and direct way to achieve the highest degree of understanding.



### Testing & Retesting

We periodically evaluate and re-evaluate students' knowledge throughout the program, through assessment and self-assessment activities and exercises, so that they can see how they are achieving their goals.



### Classes

There is scientific evidence suggesting that observing third-party experts can be useful.

Learning from an Expert strengthens knowledge and memory, and generates confidence in future difficult decisions.



### Quick Action Guides

TECH offers the most relevant contents of the course in the form of worksheets or quick action guides. A synthetic, practical, and effective way to help students progress in their learning.



06

# Certificate

The Postgraduate Diploma in Urgent Therapeutic Management of the Poisoned Patient for Nursing guarantees students, in addition to the most rigorous and up-to-date education, access to a Postgraduate Diploma issued by TECH Technological University.





“

*Successfully complete this program and receive your university qualification without having to travel or fill out laborious paperwork”*



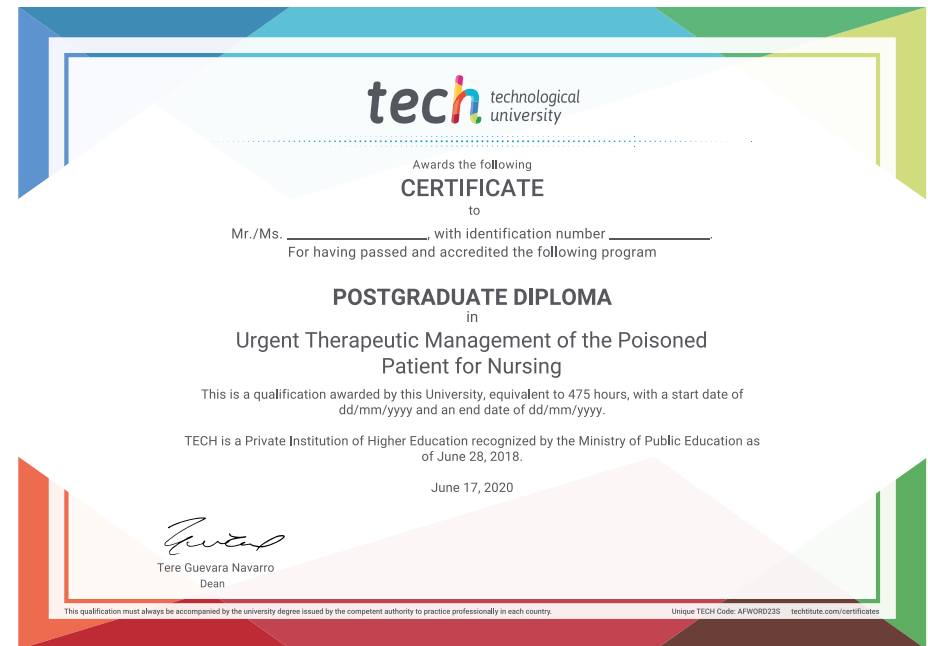
This **Postgraduate Diploma in Urgent Therapeutic Management of the Poisoned Patient for Nursing** contains the most complete and up-to-date scientific on the market.

After the student has passed the assessments, they will receive their corresponding **Postgraduate Diploma** issued by **TECH Technological University** via tracked delivery\*.

The certificate issued by **TECH Technological University** will reflect the qualification obtained in the Postgraduate Diploma, and meets the requirements commonly demanded by labor exchanges, competitive examinations, and professional career evaluation committees.

Title: **Postgraduate Diploma in Urgent Therapeutic Management of the Poisoned Patient for Nursing**

Official Number of Hours: **475 h.**



\*Apostille Convention. In the event that the student wishes to have their paper certificate issued with an apostille, TECH EDUCATION will make the necessary arrangements to obtain it, at an additional cost.



**Postgraduate Diploma**  
Urgent Therapeutic  
Management of the  
Poisoned Patient  
for Nursing

- » Modality: online
- » Duration: 6 months
- » Certificate: TECH Technological University
- » Dedication: 16h/week
- » Schedule: at your own pace
- » Exams: online

# Postgraduate Diploma

## Urgent Therapeutic Management of the Poisoned Patient for Nursing