

# Postgraduate Diploma

Obstetric Emergencies in Delivery and Postpartum for Nursing





## Postgraduate Diploma Obstetric Emergencies in Delivery and Postpartum for Nursing

- » Modality: online
- » Duration: 6 months
- » Certificate: TECH Global University
- » Credits: 18 ECTS
- » Schedule: at your own pace
- » Exams: online

Website: [www.techtitute.com/us/nursing/postgraduate-diploma/postgraduate-diploma-urgencias-obstetric-emergencias-delivery-postpartum-nursing](http://www.techtitute.com/us/nursing/postgraduate-diploma/postgraduate-diploma-urgencias-obstetric-emergencias-delivery-postpartum-nursing)

# Index

01

Introduction

---

*p. 4*

02

Objectives

---

*p. 8*

03

Course Management

---

*p. 12*

04

Structure and Content

---

*p. 16*

05

Methodology

---

*p. 22*

06

Certificate

---

*p. 30*

# 01

# Introduction

One of the most important and critical moments in any pregnancy is delivery and postpartum. The complications that can occur are multiple, requiring the nurse to intervene quickly and effectively to avoid the greatest possible danger to both the mother and the newborn. In recent years there have been several developments in fetal welfare and analgesia, so it is desirable that the nurse update their knowledge on this subject. This academic program responds to this need by bringing together a team of experts in the field who have assembled the most recent scientific postulates into 3 unique and comprehensive teaching modules. In addition, the format of the degree is completely online, making it possible to combine it with the most demanding personal and professional responsibilities.





“

*You will have the ability to choose where, when and how to take on the entire course load thanks to the great freedom and flexibility that TECH gives you"*

As various advances are made in the field of obstetric emergency delivery and postpartum care, there is more evidence of a low-intervention practical approach, minimizing the rate of iatrogenesis. It is key in this context that the nurses have updated admission criteria, as well as protocols for action against the pathologies that may occur during childbirth.

Therefore, this TECH Postgraduate Diploma presents a scientific and clinical content updated to the reality of the obstetric emergency department. The nurses will find broad topics where to deepen the analgesia during the period of dilation, labor dystocia, uterine atony, puerperal infection and many more issues of special interest and topical in the field of obstetric emergencies in childbirth and postpartum.

All this with the guarantee of having a completely online qualification. All this with the guarantee and convenience of a completely online format. TECH Technological University has eliminated both face-to-face classes and fixed schedules, resulting in greater flexibility and convenience for the students. The didactic contents are available in their entirety for download from any device with an Internet connection, being able to study them from the smartphone, tablet or computer of your choice.

This **Postgraduate Diploma in Obstetric Emergencies in Delivery and Postpartum for Nursing** contains the most complete and up-to-date scientific program on the market.

The most important features include:

- ◆ The development of case studies presented by experts in Obstetric and Neonatal Emergencies
- ◆ The graphic, schematic, and practical contents with which they are created, provide scientific and practical information on the disciplines that are essential for professional practice
- ◆ Practical exercises where the self-assessment process can be carried out to improve learning
- ◆ Its special emphasis on innovative methodologies
- ◆ Theoretical lessons, questions to the expert, debate forums on controversial topics, and individual reflection assignments
- ◆ Content that is accessible from any fixed or portable device with an Internet connection



*Incorporate into your daily practice the most important advances in cardiac and endocrine alterations in the postpartum period, as well as birth canal trauma and methods for monitoring fetal well-being"*

“

*The teaching team has been chosen for their clinical and academic merits, guaranteeing you the in-depth knowledge you need in the field of Obstetric Emergencies”*

The program's teaching staff includes professionals from the industry who contribute their work experience to this program, as well as renowned specialists from leading societies and prestigious universities.

The multimedia content, developed with the latest educational technology, will provide the professional with situated and contextual learning, i.e., a simulated environment that will provide immersive education programmed to learn in real situations.

This program is designed around Problem-Based Learning, whereby the professional must try to solve the different professional practice situations that arise during the academic year. For this purpose, the students will be assisted by an innovative interactive video system created by renowned and experienced experts.

*The quality of the contents is guaranteed, as they combine the most recent scientific postulates with the clinical practice of the entire teaching team.*

*Update yourself with 3 extensive and exhaustive modules on Obstetric Emergencies in the dilatation phase, expulsion phase, delivery and postpartum.*



# 02 Objectives

Delivery and postpartum are among the most complicated and critical phases of pregnancy, since an emergency that occurs during these phases requires a quick and precise approach by the nurses. The advances made in recent years allow perfecting the interventionism in the different phases of childbirth, so this program delves precisely in these developments to expose them, in a comprehensive and efficient way, to the nurses who seek an appropriate update in this area.







“

*TECH's dedicated teaching methodology will enable you to incorporate the advances acquired into your daily practice even before completing your qualification"*



## General Objectives

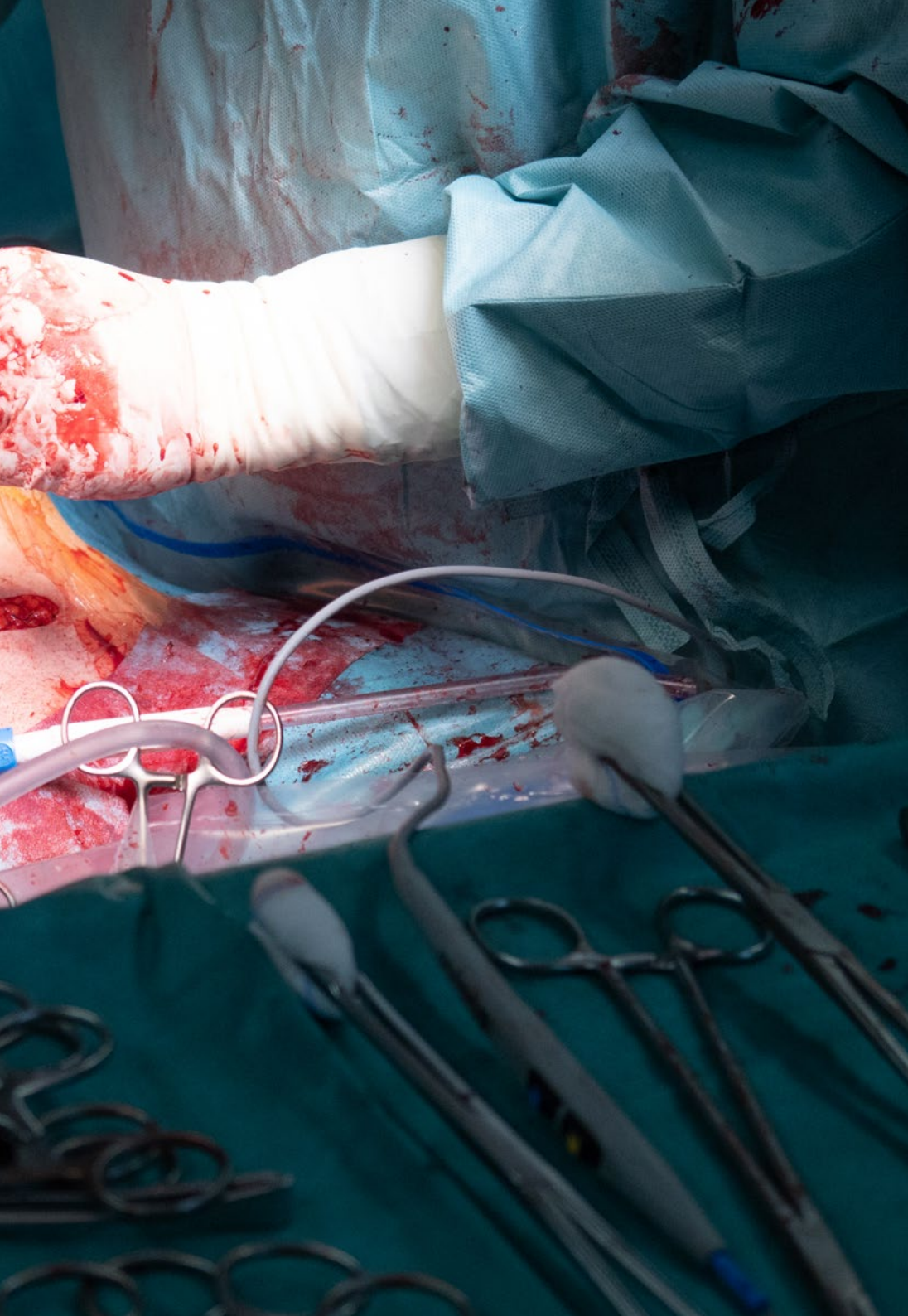
---

- ◆ Detect the different obstetric emergencies during pregnancy, childbirth and puerperium in an early manner in order to perform an updated approach and achieve a satisfactory obstetric outcome to be able to reduce maternal and fetal morbidity and mortality
- ◆ To be able to perform care as a specialist in each urgent obstetric pathology
- ◆ Acquire skills for emergency neonatal care when the obstetric pathology involves mother and fetus

“

*You will have the full support of a technical team 100% committed to you, ready to solve any doubt or incident that may arise throughout the program”*





## Specific Objectives

---

### Module 1. Obstetric Emergencies During the Dilation Phase of Labor

- ◆ Recognize and initiate timely management of urgent situations that may occur during the dilation phase of labor
- ◆ Identify and know how to perform the obstetric maneuvers indicated to solve each urgent situation during the dilation phase of labor
- ◆ Demonstrate midwifery skills to deal with these situations

### Module 2. Obstetrical Emergencies During the Delivery Phase of Labor and Delivery

- ◆ Recognize and initiate early management of urgent situations that may occur during the third stage of labor and delivery
- ◆ Identify and know how to perform the obstetric maneuvers indicated to solve each urgent situation during the third stage of labor and delivery
- ◆ Demonstrate midwifery skills to deal with these situations

### Module 3. Postpartum Emergencies

- ◆ Recognize and initiate timely management of urgent situations that may occur during the postpartum period
- ◆ Identify and know how to perform the obstetric maneuvers indicated to solve each urgent situation during the postpartum period
- ◆ Demonstrate midwifery skills to deal with these situations

03

# Course Management

In order to guarantee the highest quality of contents and didactic material, TECH Technological University has selected a teaching team with multidisciplinary experience in the field of Obstetric Emergencies. This means that the theoretical contents to which the nurses have access are contrasted by the clinical practice of the teachers, shown through numerous real cases and videos in detail.





“

*The wide experience of the teachers gives a superior category to all the content shown, because you will have the certainty that it has been successfully contrasted in the most prestigious Obstetric Emergency Departments"*

## Management



### **Ms. Fernández López-Mingo, Raquel Desirée**

- ♦ Midwife at Gregorio Marañón General University Hospital and San Rafael Hospital
- ♦ Midwife at the Cerro Almodovar Health Center in Madrid
- ♦ Graduate in Nursing at the Complutense University of Madrid
- ♦ EIR of Obstetrics and Gynecology, Gregorio Marañón General University Hospital
- ♦ Professional Master's Degree in from Integration in Care and Clinical Problem Solving in Nursing, University of Alcalá de Henares



### **Ms. Muñoz Serrano, María del Carmen**

- ♦ Midwife at the University del Sureste Hospital, in Arganda del Rey, and the HLA Moncloa Hospital in Madrid
- ♦ Midwife in the Infanta Sofía Hospital in in San Sebastián de los Reyes
- ♦ Degree in Nursing from the University of Granada
- ♦ EIR Anesthesiology Gynecology, Gregorio Marañón General University Hospital
- ♦ Professional Master's Degree in from Integration in Care and Clinical Problem Solving in Nursing, University of Alcalá de Henares
- ♦ Postgraduate Diploma in Gynecologic, Obstetric and Neonatal Emergencies at the Catholic University of Avila



## Professors

### Mr. García Jerez, Pablo

- ◆ Nursing Specialist in Obstetrics and Gynecology
- ◆ Specialist Nurse in Obstetrics and Gynecology at the Infanta Cristina University Hospital and HLA Moncloa University Hospital
- ◆ Specialist Nurse at the Infanta Sofia University Hospital, La Riera Health Center and Germans Trias i Pujol University Hospital
- ◆ General nurse at Puerta de Hierro University Hospital, San Rafael Hospital, Avenida de Aragón Health Center and Ramón y Cajal University Hospital
- ◆ Graduate in Nursing from the Pontifical University of Comillas
- ◆ Postgraduate Diploma in Gynecologic, Obstetric and Neonatal Emergencies for Midwives at the Catholic University of Avila

### Ms. Botella Domenech, Pilar

- ◆ Midwife at Infanta Sofía University Hospital
- ◆ Midwife at Gregorio Marañón Hospital
- ◆ Midwives at La Paz University Hospital
- ◆ Nurse Specialist in Obstetrics and Gynecology at Gregorio Marañón General University Hospital
- ◆ University Diploma in Nursing from the University of Alicante
- ◆ Grade in Human Nutrition and Dietetics from the Autonomous University of Madrid
- ◆ Postgraduate Diploma in Obstetric-Gynecological Emergencies by the Catholic University of Avila

# 04

## Structure and Content

Relearning, the didactic methodology used by TECH Technological University for the development of this program, favors the study work of the nurses. By reiterating in a natural and progressive way the most important terms in Obstetric Emergencies in Delivery and Postpartum, it ensures a much more effective update of these terms, avoiding the investment of long hours of study that would normally be required.







“

*You will be able to explore each topic further through numerous supplementary readings selected by the teachers themselves”*

## Module 1. Obstetric Emergencies during Labor: Dilation Phase

- 1.1. Labor and Delivery
  - 1.1.1. Prodromes of Labor
  - 1.1.2. Delivery
  - 1.1.3. Stages in the Birth Process
  - 1.1.4. Admission Criteria
- 1.2. Analgesia During the Dilatation Period
  - 1.2.1. Non-Pharmacological Pain Relief Methods
  - 1.2.2. Pharmacological Pain Relief Methods
  - 1.2.3. Complications
- 1.3. Methods of Monitoring Fetal Well-Being
  - 1.3.1. External Fetal Monitoring
  - 1.3.2. Internal Fetal Monitoring
  - 1.3.3. Basic Parameters for the Interpretation of Cardiotocographic Recordings
- 1.4. Risk of Loss of Fetal Well-Being
  - 1.4.1. Pathology Parameters for the Interpretation of Cardiotocographic Recordings
  - 1.4.2. Interpretation of the Register according to Different Agencies
  - 1.4.3. Other Complementary Tests
  - 1.4.4. Intrauterine Fetal Resuscitation
- 1.5. Dystocia During Childbirth Maternal Causes Dynamic Dystocia
  - 1.5.1. Dynamic Dystocia
  - 1.5.2. Diagnosis of Non-Progression of Labor
- 1.6. Birth Canal Dystocia
  - 1.6.1. Soft Canal Dystocia
  - 1.6.2. Boned Canal Dystocia
  - 1.6.3. Positioning During Delivery Fetal Descent
- 1.7. Labor Dystocias: Ovarian Causes
  - 1.7.1. Umbilical Cord Knots
  - 1.7.2. Umbilical Cord Circulars
  - 1.7.3. Umbilical Cord Prolapse





- 1.8. Labor Dystocias: Ovarian Causes
  - 1.8.1. Types of Podalic Presentation
  - 1.8.2. Vaginal Breech Delivery
  - 1.8.3. Complications
- 1.9. Labor Dystocias: Other Presentations
  - 1.9.1. Anomalous Presentations: Face, Forehead, Chin
  - 1.9.2. Anomalous Presentations: Oblique and Transverse Situations
  - 1.9.3. Compound Presentations
- 1.10. Amniotic Fluid Embolism
  - 1.10.1. Etiology and Risk Factors
  - 1.10.2. Diagnosis
  - 1.10.3. Performance

## Module 2. Obstetric Emergencies During Childbirth: Expulsion and Delivery Phase

- 2.1. Shoulder Dystocia
  - 2.1.1. Risk Factors
  - 2.1.2. First, Second and Third Level Maneuvers
  - 2.1.3. Effects on the Fetus
- 2.2. Instrumental Delivery
  - 2.2.1. Types of Instrumental Delivery
- 2.3. Emergency Cesarean
  - 2.3.1. Indication for Urgent Cesarean Section
  - 2.3.2. Preparation of the Pregnant Woman for Urgent Cesarean Section
  - 2.3.3. Analgesia in Emergency Cesarean Section
- 2.4. Special Situations during Delivery
  - 2.4.1. Preterm Delivery
  - 2.4.2. Twin Delivery
- 2.5. Hemorrhage Associated with Delivery and Early Postpartum
  - 2.5.1. Etiology and Risk Factors
  - 2.5.2. Classification
  - 2.5.3. Diagnosis and Quantification of Hemorrhage

- 2.6. Uterine Atony and Coagulation Disturbances in Hemorrhage Associated with Delivery and Early Postpartum
  - 2.6.1. Uterine Atony
    - 2.6.1.1. Medical Treatment
    - 2.6.1.2. Surgical Management
  - 2.6.2. Coagulation Alterations
- 2.7. Trauma to the Birth Canal
  - 2.7.1. Cervico-Vaginal and Perineal Trauma
- 2.8. Retention of Placenta or Ovarian Adnexa
  - 2.8.1. Retention of Placenta or Ovarian Adnexa
    - 2.8.1.1. Diagnosis
    - 2.8.1.2. Etiology and Risk Factors
    - 2.8.1.3. Delivery Maneuvers
    - 2.8.1.4. Performance and Treatment
    - 2.8.1.5. Umbilical Cord Breakage
- 2.9. Placental Accreta and Uterine Inversion
  - 2.9.1. Placenta Accrete
    - 2.9.1.1. Diagnosis
    - 2.9.1.2. Etiology
    - 2.9.1.3. Treatment
  - 2.9.2. Uterine Inversion
    - 2.9.2.1. Diagnosis
    - 2.9.2.2. Degrees of Uterine Inversion
    - 2.9.2.3. Performance and Maneuvers
- 2.10. Uterine Rupture.
  - 2.10.1. Classification (Dehiscence and Tearing)
  - 2.10.2. Diagnosis
  - 2.10.3. Treatment

## Module 3. Postpartum Emergencies

- 3.1. Postpartum Infection
  - 3.1.1. Genital Tract and Pelvic Infections
    - 3.1.1.1. Risk Factors
    - 3.1.1.2. Signs and Symptoms by Extent
      - 3.1.1.2.1. Endometritis
      - 3.1.1.2.2. Salpingitis
      - 3.1.1.2.3. Pelviperitonitis
      - 3.1.1.2.4. Pelvic Celulitis or Parametritis
      - 3.1.1.2.5. Pelvic Thrombophlebitis
      - 3.1.1.2.6. Generalized Peritonitis
      - 3.1.1.2.7. Perineum, Vagina and Cervix Infection
      - 3.1.1.2.8. Cesarean Wound Infection
      - 3.1.1.2.9. Septicemia
    - 3.1.1.3. Treatment and Care
  - 3.1.2. Urinary Infection
  - 3.1.3. Respiratory infection. Mendelson's Syndrome
- 3.2. Birth Canal Complications
  - 3.2.1. Dehiscence
    - 3.2.1.1. Risk Factors
    - 3.2.1.2. Treatment
  - 3.2.2. Vulvar/Perineal Haematoma
    - 3.2.2.1. Risk Factors
    - 3.2.2.2. Treatment
- 3.3. Urinary Disturbances in the Postpartum Period
  - 3.3.1. Voiding Dysfunction and Urinary Retention
  - 3.3.2. Urinary Incontinence.
- 3.4. Thromboembolic Disease in the Puerperium
  - 3.4.1. Etiology and Risk Factors
  - 3.4.2. Most Common Postpartum Thrombosis
  - 3.4.3. Diagnosis
  - 3.4.4. Treatment and Prevention



- 3.5. Cardiac and Endocrine Disorders
  - 3.5.1. Puerperal Hypertension
  - 3.5.2. Peripartum Cardiomyopathy
  - 3.5.3. Postpartum Thyroiditis
  - 3.5.4. Sheehan Syndrome
- 3.6. Psychosocial Maladjustment in the Postpartum Period
  - 3.6.1. Mother-Baby Bonding Issues
  - 3.6.2. Postpartum Depression. Maternity Blues
  - 3.6.3. Puerperal Psychosis
- 3.7. Breast Pathology
  - 3.7.1. Breast Lesions. Cracks
  - 3.7.2. Candidiasis.
  - 3.7.3. Raynaud's Phenomenon
- 3.8. Breast Engorgement and Milk Pearls
  - 3.8.1. Mammary Ingurgitation
  - 3.8.2. Milk Pearls
- 3.9. Breast Duct Obstruction
  - 3.9.1. Mastitis
  - 3.9.2. Breast Abscess
- 3.10. Post Epidural Puncture Headache
  - 3.10.1. Risk Factors
  - 3.10.2. Diagnosis
  - 3.10.3. Clinical Symptoms
  - 3.10.4. Treatment

# 05

# Methodology

This academic program offers students a different way of learning. Our methodology uses a cyclical learning approach: **Relearning.**

This teaching system is used, for example, in the most prestigious medical schools in the world, and major publications such as the **New England Journal of Medicine** have considered it to be one of the most effective.



“

*Discover Relearning, a system that abandons conventional linear learning, to take you through cyclical teaching systems: a way of learning that has proven to be extremely effective, especially in subjects that require memorization"*

## At TECH Nursing School we use the Case Method

In a given situation, what should a professional do? Throughout the program, students will face multiple simulated clinical cases, based on real patients, in which they will have to do research, establish hypotheses, and ultimately resolve the situation. There is an abundance of scientific evidence on the effectiveness of the method. Nurses learn better, faster, and more sustainably over time.

*With TECH, nurses can experience a learning methodology that is shaking the foundations of traditional universities around the world.*



According to Dr. Gérvas, the clinical case is the annotated presentation of a patient, or group of patients, which becomes a "case", an example or model that illustrates some peculiar clinical component, either because of its teaching power or because of its uniqueness or rarity. It is essential that the case is based on current professional life, in an attempt to recreate the real conditions in professional nursing practice.



“

*Did you know that this method was developed in 1912, at Harvard, for law students? The case method consisted of presenting students with real-life, complex situations for them to make decisions and justify their decisions on how to solve them. In 1924, Harvard adopted it as a standard teaching method”*

The effectiveness of the method is justified by four fundamental achievements:

1. Nurses who follow this method not only grasp concepts, but also develop their mental capacity, by evaluating real situations and applying their knowledge.
2. The learning process has a clear focus on practical skills that allow the nursing professional to better integrate knowledge acquisition into the hospital setting or primary care.
3. Ideas and concepts are understood more efficiently, given that the example situations are based on real-life.
4. Students like to feel that the effort they put into their studies is worthwhile. This then translates into a greater interest in learning and more time dedicated to working on the course.



## Relearning Methodology

At TECH we enhance the case method with the best 100% online teaching methodology available: Relearning.

This university is the first in the world to combine case studies with a 100% online learning system based on repetition combining a minimum of 8 different elements in each lesson, which is a real revolution compared to the simple study and analysis of cases.



*The nurse will learn through real cases and by solving complex situations in simulated learning environments. These simulations are developed using state-of-the-art software to facilitate immersive learning.*

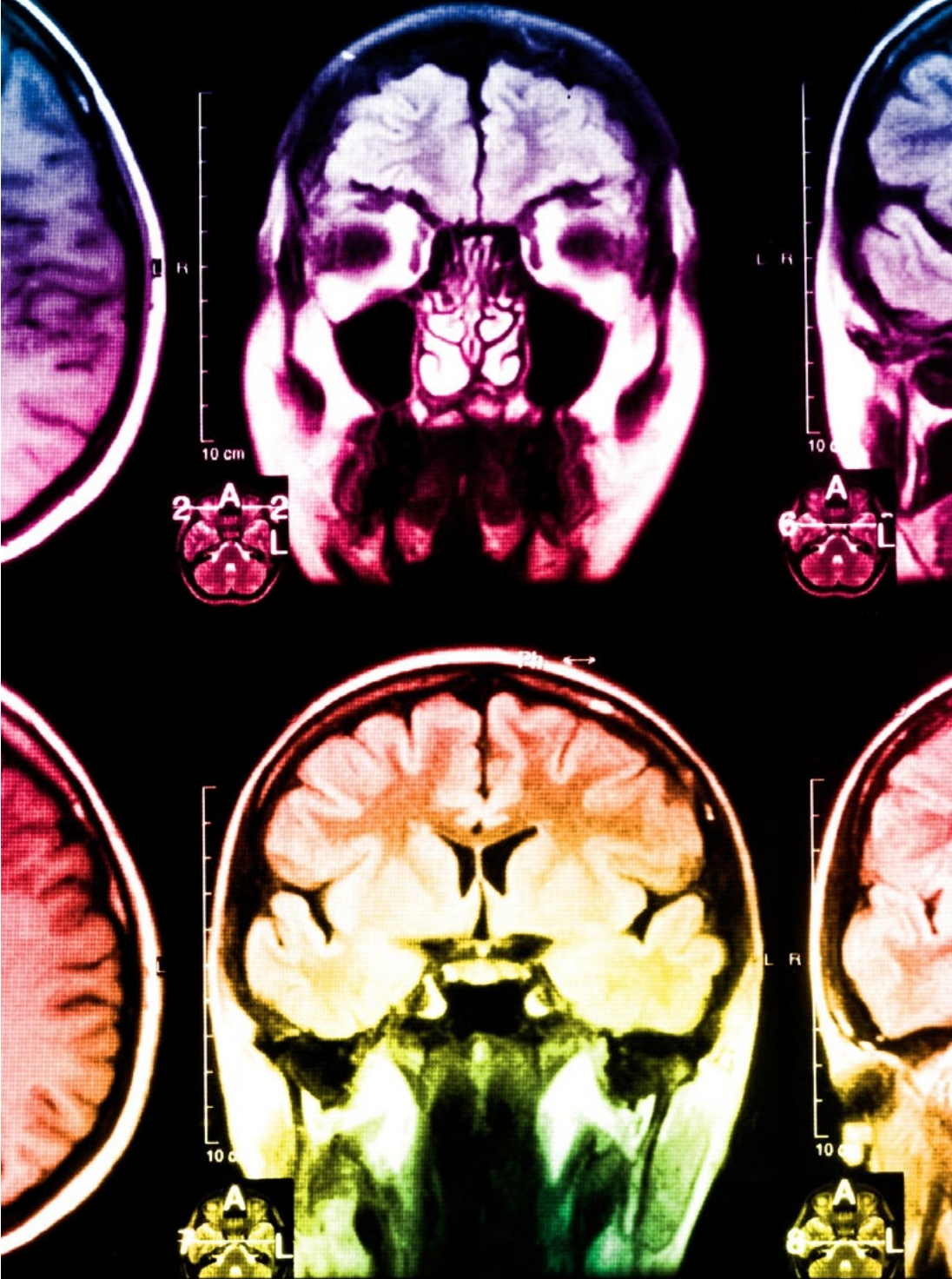
At the forefront of world teaching, the Relearning method has managed to improve the overall satisfaction levels of professionals who complete their studies, with respect to the quality indicators of the best online university (Columbia University).

With this methodology we have trained more than 175,000 nurses with unprecedented success in all specialities regardless of practical workload. Our pedagogical methodology is developed in a highly competitive environment, with a university student body with a strong socioeconomic profile and an average age of 43.5 years old.


*Relearning will allow you to learn with less effort and better performance, involving you more in your specialization, developing a critical mindset, defending arguments, and contrasting opinions: a direct equation to success.*

In our program, learning is not a linear process, but rather a spiral (learn, unlearn, forget, and re-learn). Therefore, we combine each of these elements concentrically.

The overall score obtained by TECH's learning system is 8.01, according to the highest international standards.



This program offers the best educational material, prepared with professionals in mind:



### Study Material

All teaching material is produced by the specialists who teach the course, specifically for the course, so that the teaching content is really specific and precise.

These contents are then applied to the audiovisual format, to create the TECH online working method. All this, with the latest techniques that offer high quality pieces in each and every one of the materials that are made available to the student.



### Nursing Techniques and Procedures on Video

We introduce you to the latest techniques, to the latest educational advances, to the forefront of current medical techniques. All of this in direct contact with students and explained in detail so as to aid their assimilation and understanding. And best of all, you can watch them as many times as you want.



### Interactive Summaries

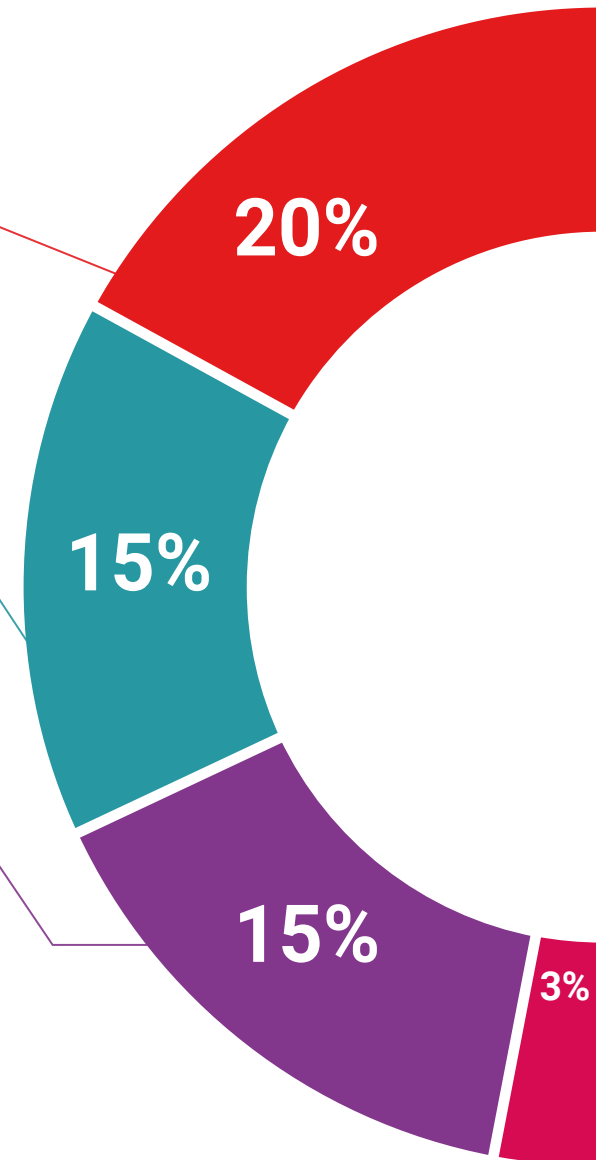
The TECH team presents the contents attractively and dynamically in multimedia lessons that include audio, videos, images, diagrams, and concept maps in order to reinforce knowledge.

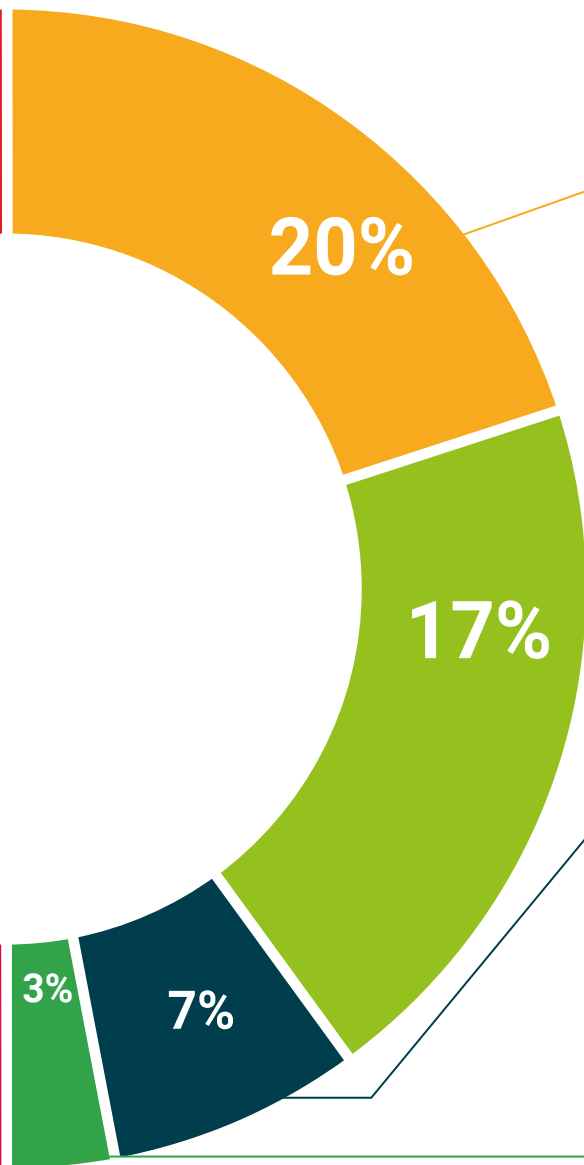
This exclusive educational system for presenting multimedia content was awarded by Microsoft as a "European Success Story".



### Additional Reading

Recent articles, consensus documents and international guidelines, among others. In TECH's virtual library, students will have access to everything they need to complete their course.





#### Expert-Led Case Studies and Case Analysis

Effective learning ought to be contextual. Therefore, TECH presents real cases in which the expert will guide students, focusing on and solving the different situations: a clear and direct way to achieve the highest degree of understanding.



#### Testing & Retesting

We periodically evaluate and re-evaluate students' knowledge throughout the program, through assessment and self-assessment activities and exercises, so that they can see how they are achieving their goals.



#### Classes

There is scientific evidence suggesting that observing third-party experts can be useful.

Learning from an Expert strengthens knowledge and memory, and generates confidence in future difficult decisions.



#### Quick Action Guides

TECH offers the most relevant contents of the course in the form of worksheets or quick action guides. A synthetic, practical, and effective way to help students progress in their learning.



# 06 Certificate

The Postgraduate Diploma in Obstetric Emergencies in Delivery and Postpartum for Nursing guarantees students, in addition to the most rigorous and up-to-date education, access to a Postgraduate Diploma issued by TECH Global University.



“

*Successfully complete this program and receive your university qualification without having to travel or fill out laborious paperwork”*

This private qualification will allow you to obtain a **Postgraduate Diploma in Obstetric Emergencies in Delivery and Postpartum for Nursing** endorsed by **TECH Global University**, the world's largest online university.

**TECH Global University** is an official European University publicly recognized by the Government of Andorra ([official bulletin](#)). Andorra is part of the European Higher Education Area (EHEA) since 2003. The EHEA is an initiative promoted by the European Union that aims to organize the international training framework and harmonize the higher education systems of the member countries of this space. The project promotes common values, the implementation of collaborative tools and strengthening its quality assurance mechanisms to enhance collaboration and mobility among students, researchers and academics.

This **TECH Global University** private qualification is a European program of continuing education and professional updating that guarantees the acquisition of competencies in its area of knowledge, providing a high curricular value to the student who completes the program.

Title: **Postgraduate Diploma in Obstetric Emergencies in Delivery and Postpartum for Nursing**

Modality: **online**

Duration: **6 months**

Accreditation: **18 ECTS**



\*Apostille Convention. In the event that the student wishes to have their paper diploma issued with an apostille, TECH Global University will make the necessary arrangements to obtain it, at an additional cost.





## Postgraduate Diploma Obstetric Emergencies in Delivery and Postpartum for Nursing

- » Modality: online
- » Duration: 6 months
- » Certificate: TECH Global University
- » Credits: 18 ECTS
- » Schedule: at your own pace
- » Exams: online

# Postgraduate Diploma

## Obstetric Emergencies in Delivery and Postpartum for Nursing

