

Postgraduate Diploma Sterilization, Research and Nursing Management in Ophthalmic Nursing





Postgraduate Diploma Sterilization, Research and Nursing Management in Ophthalmic Nursing

- » Modality: online
- » Duration: 6 months
- » Certificate: TECH Technological University
- » Dedication: 16h/week
- » Schedule: at your own pace
- » Exams: online

Website: www.techtitute.com/in/nursing/postgraduate-diploma/postgraduate-diploma-sterilization-research-nursing-management-ophthalmic-nursing

Index

01

Introduction

p. 4

02

Objectives

p. 8

03

Course Management

p. 12

04

Structure and Content

p. 16

05

Methodology

p. 22

06

Certificate

p. 30

01

Introduction

The program in Sterilization, Research and Nursing Management in Ophthalmic Nursing is aimed at specializing quality nursing personnel to perform high-level ophthalmologic tasks. This program aims to provide these professionals with the skills and abilities to develop their work activity in a more competent manner and with the confidence of working with the necessary knowledge. A multidisciplinary approach based on the experience of different fields of nursing work in ophthalmic nursing, which allow you to grow in your profession with the most effective system in the educational market.





“Acquire the necessary skills to work in nursing in the best ophthalmology units with a high intensity Postgraduate Diploma”

The work of the nursing professional is developed in multiple and different areas of intervention. From the patient's reception and accompaniment to the moment of treatment application and follow-up control, the nursing staff must have the capacity of a multifunctional worker.

This is also essential in the Ophthalmic Nursing The nursing professional requires a solid education that qualifies them in the work areas in which they are going to develop their work. This performance is also affected by the constant technical and technological advances in this field, which means that professionals must be attentive to all updates so as not to become outdated at great speed.

However, achieving this update requires a dedication that is not always compatible with real life.

This complete Postgraduate Diploma has managed to reconcile the intensity of a very complete program, which covers all the essential aspects of the specialization of an expert in ophthalmic nursing, with the daily life of any professional, even those who are in practice.

Through a study approach that takes advantage of the most efficient teaching formulas and the most useful and versatile online systems, this Postgraduate Diploma is a highly qualified tool that will take you, step by step, at your own pace but without delay, to the most demanding program, you goal.

A luxury program that we put within your reach with the best conditions of the educational market.

This **Postgraduate Diploma in Sterilization, Research and Nursing Management in Ophthalmic Nursing** contains the most complete and up-to-date scientific program on the market. The most important features include:

- ◆ The latest technology in online teaching software
- ◆ A highly visual teaching system, supported by graphic and schematic contents that are easy to assimilate and understand
- ◆ Practical cases presented by practising experts
- ◆ State-of-the-art interactive video systems
- ◆ Teaching supported by telepractice
- ◆ Continuous updating and recycling systems
- ◆ Autonomous learning: full compatibility with other occupations
- ◆ Practical exercises for self-evaluation and learning verification
- ◆ Support groups and educational synergies: questions to the expert, debate and knowledge forums
- ◆ Communication with the teacher and individual reflection work
- ◆ Content that is accessible from any fixed or portable device with an Internet connection
- ◆ Supplementary documentation databases are permanently available, even after the program



With this Postgraduate Diploma, you will be able to combine high-intensity education with your professional and personal life, achieving your goals in a simple and real way"

“

A program created and directed by professional experts in Ophthalmic Nursing that make this Postgraduate Diploma a unique opportunity for professional growth”

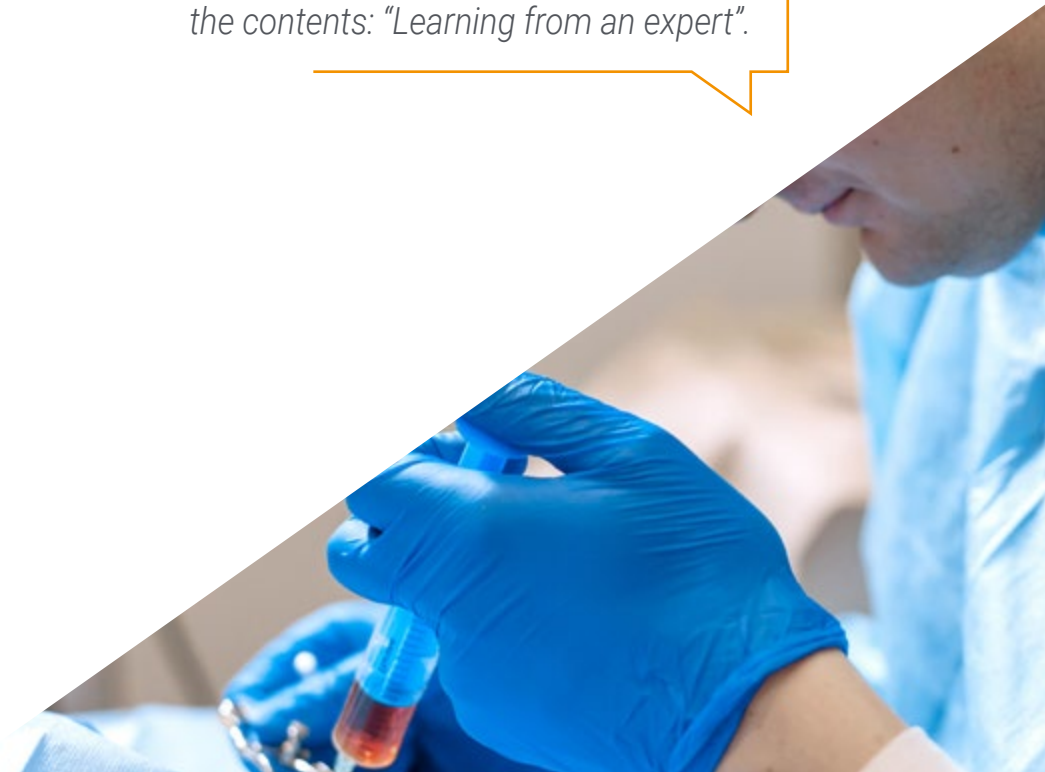
Our teaching staff is made up of professionals from different fields related to this specialty. This ensures that the intended objective of professional updating is achieved. A multidisciplinary team of professionals, trained and experienced in different environments, who will develop the theoretical knowledge in an efficient way, but above all, they will bring their practical knowledge from their own experience to the program: one of the differential qualities of this program.

This mastery of the subject is complemented by the effectiveness of the methodological design of this Postgraduate Diploma in Sterilization, Research and Nursing Management in Ophthalmic Nursing Developed by a multidisciplinary team of experts who integrate the latest advances in educational technology. In this way, you will be able to study with a range of comfortable and versatile multimedia tools that will give you the operability you need in your education.

The design of this program is based on Problem-Based Learning: an approach that views learning as a highly practical process. To achieve this remotely we will use telepractice: With the help of an innovative interactive video system, and learning from an expert will be able to acquire the knowledge as if you were actually dealing with the facing you are learning about. A concept that will allow students to integrate and memorize what they have learnt in a more realistic and permanent way.

The learning of this Postgraduate Diploma is developed through the most advanced didactic means in online teaching to guarantee that your effort will have the best possible results.

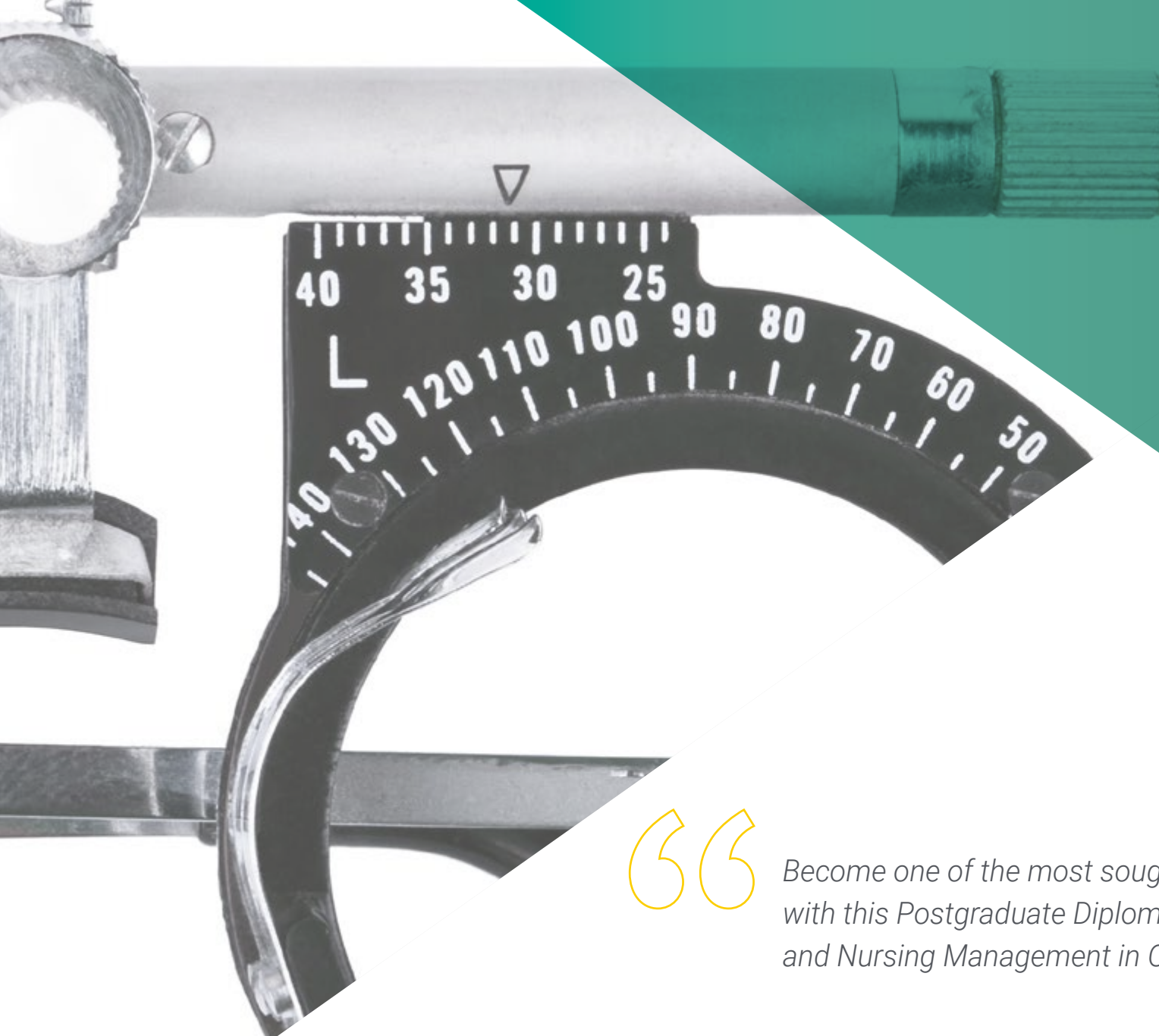
Our innovative telepractice concept will give you the opportunity to learn through an immersive experience, which will provide you with a faster integration and a much more realistic view of the contents: “Learning from an expert”.



02 Objectives

The objective of this program is to provide nursing professionals with the necessary knowledge and skills to perform their activity in the field of Ophthalmology. Through a work approach that is fully adaptable to the student, this Postgraduate Diploma will progressively lead you to acquire the skills that will propel you to a much higher professional level.





“

Become one of the most sought-after professionals today, with this Postgraduate Diploma in Sterilization, Research and Nursing Management in Ophthalmic Nursing”



General Objectives

- ◆ Specialize quality nurses to offer high-level ophthalmic nursing care
- ◆ Acquire knowledge and skills that will enable nurses to practice their profession autonomously within the field of ophthalmic nursing



A boost to your CV that will give you the competitiveness of the best prepared professionals in the labor market"





Specific Objectives

Module 1. Ophthalmic Sterilization

- ◆ Distinguish between the different cleaning, disinfection and sterilization methods
- ◆ Describe the sterilization methods according to the type of material and instruments used
- ◆ Identify the European standards applicable to the products manufactured by the sterilization center, intended directly for the patient
- ◆ Classify the different types of sterilization indicators and to know their recommendations for each type of material

Module 2. Research Principles for Nursing

- ◆ Enhance the quality of research in ophthalmology and vision sciences by nursing professionals
- ◆ Manage bibliographic references using applications for their individual and collaborative management, for their correct citation according to Vancouver or other styles
- ◆ Develop critical reading skills in quantitative and qualitative research designs, using Checklist and according to itineraries for the communication of research results
- ◆ Define the basic structure to be developed in a research protocol

Module 3. Nursing Management and Supervision in Ophthalmic Nursing

- ◆ Analyze the specific characteristics of the administration of nursing services in its planning, organization, direction and control aspects
- ◆ Assume these characteristics of planning, organization, direction and control and to incorporate them as an important and decisive part of the future nursing work
- ◆ Develop interest in Health Systems Research: quality, effectiveness, costs, distribution of resources for care
- ◆ Identify the special characteristics of health services and the need and usefulness of their application in nursing

03

Course Management

Within the concept of total quality of our program, we are proud to put at your disposal a Teaching Staff of the highest level, chosen for their proven experience. Professionals from different areas and fields of expertise that make up a complete, multidisciplinary team. A unique opportunity to learn from the best.



“

An impressive teaching staff, made up of professionals from different areas of expertise, will be your teachers during your training: a unique opportunity not to be missed”

Management



Mr. Medina Andana, Francisco Javier

- University Diploma in Nursing from Virgen del Rocío University (2000- 2003.)
- Operating Room Manager
- University Diploma in Nursing from the University of Seville, Spain. He has given and received numerous courses and congresses, mainly in ophthalmic surgery
- Member of the Spanish Society of Ophthalmic Nursing

Professors

Dr. Castellano Santana , Pedro Raúl

- ◆ Doctor Cum Lauden at Jaume I University
- ◆ Operating Room, Insular de Gran Canaria University Hospital (2006)
- ◆ Neonatology Unit Materno Infantil de Gran Canaria Hospital (2006)
- ◆ Radiology Unit at Materno Infantil de Gran Canaria Hospital (2004)
- ◆ Official Master's Degree in Nursing Sciences, Jaime I University
- ◆ University Diploma in Nursing from the University of Las Palmas de Gran Canaria
- ◆ Secretary and founder of the Canarian Ophthalmological Nursing Association
- ◆ Current President of the Spanish Association of Neuroscience Nursing (AEEN)

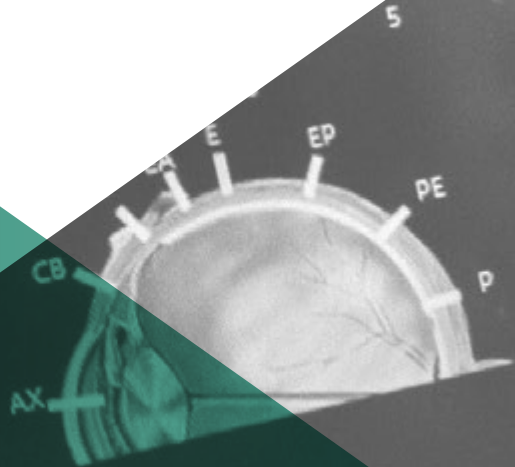


04

Structure and Content

The contents of this program have been developed by the different experts on this course, with a clear purpose: to ensure that our students acquire each and every one of the necessary skills to become true experts in this field.

A complete and well-structured program will take you to the highest standards of quality and success.



“

*A comprehensive teaching program,
structured in well-developed teaching units,
oriented towards learning that is compatible
with your personal and professional life”*

Module 1. Ophthalmic Sterilization

- 1.1. General Information on the Cleaning, Disinfection and Sterilization Process
 - 1.1.1. Cleaning of Surgical Material and Instruments
 - 1.1.2. Receiving and Washing of the Equipment
 - 1.1.3. Classification of Materials Subjected to Sterilization Processes
 - 1.1.4. Packaging Equipment Preparation
- 1.2. Sterilization Controls
 - 1.2.1. Definition
 - 1.2.2. Physical Controls
 - 1.2.3. Chemical Indicators
 - 1.2.4. Equipment Control
 - 1.2.5. Biological Indicators
- 1.3. Choosing the Sterilization Procedure
 - 1.3.1. Definition
 - 1.3.2. Types of Sterilization
 - 1.3.2.1. Heat Sterilization
 - 1.3.2.2. Gas Sterilization
 - 1.3.2.3. Liquid Sterilization
- 1.4. Traceability of the Sterilization Process
 - 1.4.1. Definition
 - 1.4.2. Traceability of the Process
- 1.5. Storage of Sterile Material and Distribution of Sterile Equipment
 - 1.5.1. Definition
 - 1.5.2. Manipulation
 - 1.5.3. Transport
 - 1.5.4. Storage
- 1.6. Single-Use Equipment Resuing the Product
 - 1.6.1. Definition
 - 1.6.2. Advantages of Use
 - 1.6.3. Risks of Reuse of Single-Use Medical Equipment
 - 1.6.4. Legislation
- 1.7. Cleaning and Disinfection in Ophthalmology
 - 1.7.1. Definition
 - 1.7.2. Features
 - 1.7.3. Procedures
 - 1.7.4. Decontamination of Material Possibly Contaminated with Prions
 - 1.7.5. Toxic Anterior Segment Syndrome
- 1.8. Sterilization in Ophthalmology Practices
 - 1.8.1. Definition
 - 1.8.2. Features
 - 1.8.3. Procedures
- 1.9. Sterilization in the Ophthalmic Surgical Area
 - 1.9.1. Definition
 - 1.9.2. Features
 - 1.9.3. Procedures

Module 2. Reasearch Principles for Nursing

- 2.1. The Research Process and Nursing Research
 - 2.1.1. Introduction
 - 2.1.2. Nursing Research
 - 2.1.3. Sources of Knowledge
 - 2.1.4. Research Paradigms
 - 2.1.5. Characteristics of Quantitative and Qualitative Research
- 2.2. Objectives and Stages of Research in Nursing
 - 2.2.1. Definition
 - 2.2.2. Stages in the Research Process
- 2.3. Information Search
 - 2.3.1. Introduction
 - 2.3.2. Objectives of the Bibliographic Search
 - 2.3.3. Classification of Information Sources
 - 2.3.4. Methods for Performing a Bibliographic Search
 - 2.3.5. Search Strategy
 - 2.3.6. Management of Bibliographic References
 - 2.3.7. Research Bases in Health Sciences
- 2.4. Quantitative Research
 - 2.4.1. Definition
 - 2.4.2. Objectives
 - 2.4.3. Phases of Quantitative Research
 - 2.4.4. Types of Research
- 2.5. Qualitative Research
 - 2.5.1. Definition
 - 2.5.2. Objectives
 - 2.5.3. Types of Research
 - 2.5.4. The Interview
- 2.6. Research in Nursing. Evidence-Based Nursing (EBN)
 - 2.6.1. Definition
 - 2.6.2. Stages of EBN
- 2.7. Dissemination of Research
 - 2.7.1. Definition
 - 2.7.2. Types of Diffusion
 - 2.7.3. Publication and Citation Standards
 - 2.7.4. Impact Factor
- 2.8. Writing a Research Project
 - 2.8.1. Definition
 - 2.8.2. Description and Analysis of Project Elements
 - 2.8.3. Methodology
- 2.9. Ophthalmic Nursing Research
 - 2.9.1. Definition
 - 2.9.2. Impact of Ophthalmic Nursing Research
- 2.10. International Recommendations from Medical Journal Editors
 - 2.10.1. Definition
 - 2.10.2. Features

Module 3. Nursing Management and Supervision in Ophthalmic Nursing

- 3.1. Care Management
 - 3.1.1. Care Management as Clinical Management
 - 3.1.2. Nursing Division Management Model
 - 3.1.3. Strategic Lines in Care Management
 - 3.1.4. Nursing Product
 - 3.1.5. Portfolio of services
 - 3.1.6. Care Plans
- 3.2. Human Resource Management
 - 3.2.1. Leadership and Management
 - 3.2.2. Motivation at Work
 - 3.2.3. Negotiation
 - 3.2.4. Decision-Making Tools
 - 3.2.5. Task Delegation
 - 3.2.6. Teamwork
 - 3.2.7. Job Analysis and Description
 - 3.2.8. Estimated Payroll Requirements and Weight Endowment Requirements
 - 3.2.9. Levels of Dependency
 - 3.2.10. Recruitment of Personnel
 - 3.2.11. Recruitment and Reception of Personnel
- 3.3. Management of Material Resources
 - 3.3.1. Material Resources Units
 - 3.3.2. Classification of Logistic Activities
 - 3.3.3. Determination of Need and Consumption Agreements
 - 3.3.4. Management of Clinical Equipment
 - 3.3.5. Supplier Selection
 - 3.3.6. Order Issuance and Tracking
 - 3.3.7. Inventory Management
 - 3.3.8. Stock Control





- 3.4. Quality Management
 - 3.4.1. Concept of Quality of Care
 - 3.4.2. Quality Evolution and Improvement Tool
 - 3.4.3. Structure, Process and Result
 - 3.4.4. The EFQM Total Quality Model
- 3.5. The ISO 9001 Standard in Ophthalmology Units
 - 3.5.1. Definition
 - 3.5.2. Identifying Processes
 - 3.5.3. Benefits
- 3.6. Joint International Commission Hospital Accreditation
 - 3.6.1. Definition
 - 3.6.2. Standards
- 3.7. Management of Nursing Services
 - 3.7.1. Definition
 - 3.7.2. Management of the Outpatient Area
 - 3.7.3. Management of the Hospitalization Area
- 3.8. Management of Ophthalmic Surgical Units
 - 3.8.1. Definition
 - 3.8.2. Description of Surgical Unit
 - 3.8.3. Surgical Organization
 - 3.8.4. Organization of the Work Team
 - 3.8.5. Human Resources
- 3.9. Management of the Ophthalmology Practice
 - 3.9.1. Definition
 - 3.9.2. Types of Practices
 - 3.9.3. Organization of the Work Team
 - 3.9.4. Human Resources
- 3.10. Social Networks and Health
 - 3.10.1. Definition
 - 3.10.2. Most Used Social Networks
 - 3.10.3. Use and Utilities
 - 3.10.4. Quality and Social Networks

05

Methodology

This academic program offers students a different way of learning. Our methodology uses a cyclical learning approach: **Relearning**.

This teaching system is used, for example, in the most prestigious medical schools in the world, and major publications such as the **New England Journal of Medicine** have considered it to be one of the most effective.



“

Discover Relearning, a system that abandons conventional linear learning, to take you through cyclical teaching systems: a way of learning that has proven to be extremely effective, especially in subjects that require memorization"

At TECH Nursing School we use the Case Method

In a given situation, what should a professional do? Throughout the program, students will face multiple simulated clinical cases, based on real patients, in which they will have to do research, establish hypotheses, and ultimately resolve the situation. There is an abundance of scientific evidence on the effectiveness of the method. Nurses learn better, faster, and more sustainably over time.

With TECH, nurses can experience a learning methodology that is shaking the foundations of traditional universities around the world.



According to Dr. Gérvas, the clinical case is the annotated presentation of a patient, or group of patients, which becomes a "case", an example or model that illustrates some peculiar clinical component, either because of its teaching power or because of its uniqueness or rarity. It is essential that the case is based on current professional life, in an attempt to recreate the real conditions in professional nursing practice.

“

Did you know that this method was developed in 1912, at Harvard, for law students? The case method consisted of presenting students with real-life, complex situations for them to make decisions and justify their decisions on how to solve them. In 1924, Harvard adopted it as a standard teaching method”

The effectiveness of the method is justified by four fundamental achievements:

1. Nurses who follow this method not only grasp concepts, but also develop their mental capacity, by evaluating real situations and applying their knowledge.
2. The learning process has a clear focus on practical skills that allow the nursing professional to better integrate knowledge acquisition into the hospital setting or primary care.
3. Ideas and concepts are understood more efficiently, given that the example situations are based on real-life.
4. Students like to feel that the effort they put into their studies is worthwhile. This then translates into a greater interest in learning and more time dedicated to working on the course.



Relearning Methodology

At TECH we enhance the case method with the best 100% online teaching methodology available: Relearning.

This university is the first in the world to combine case studies with a 100% online learning system based on repetition combining a minimum of 8 different elements in each lesson, which is a real revolution compared to the simple study and analysis of cases.

The nurse will learn through real cases and by solving complex situations in simulated learning environments. These simulations are developed using state-of-the-art software to facilitate immersive learning.





At the forefront of world teaching, the Relearning method has managed to improve the overall satisfaction levels of professionals who complete their studies, with respect to the quality indicators of the best online university (Columbia University).

With this methodology we have trained more than 175,000 nurses with unprecedented success in all specialities regardless of practical workload. Our pedagogical methodology is developed in a highly competitive environment, with a university student body with a strong socioeconomic profile and an average age of 43.5 years old.

Relearning will allow you to learn with less effort and better performance, involving you more in your specialization, developing a critical mindset, defending arguments, and contrasting opinions: a direct equation to success.

In our program, learning is not a linear process, but rather a spiral (learn, unlearn, forget, and re-learn). Therefore, we combine each of these elements concentrically.

The overall score obtained by TECH's learning system is 8.01, according to the highest international standards.

This program offers the best educational material, prepared with professionals in mind:



Study Material

All teaching material is produced by the specialists who teach the course, specifically for the course, so that the teaching content is really specific and precise.

These contents are then applied to the audiovisual format, to create the TECH online working method. All this, with the latest techniques that offer high quality pieces in each and every one of the materials that are made available to the student.



Nursing Techniques and Procedures on Video

We introduce you to the latest techniques, to the latest educational advances, to the forefront of current medical techniques. All of this in direct contact with students and explained in detail so as to aid their assimilation and understanding. And best of all, you can watch them as many times as you want.



Interactive Summaries

The TECH team presents the contents attractively and dynamically in multimedia lessons that include audio, videos, images, diagrams, and concept maps in order to reinforce knowledge.

This exclusive educational system for presenting multimedia content was awarded by Microsoft as a "European Success Story".



Additional Reading

Recent articles, consensus documents and international guidelines, among others. In TECH's virtual library, students will have access to everything they need to complete their course.





Expert-Led Case Studies and Case Analysis

Effective learning ought to be contextual. Therefore, TECH presents real cases in which the expert will guide students, focusing on and solving the different situations: a clear and direct way to achieve the highest degree of understanding.



Testing & Retesting

We periodically evaluate and re-evaluate students' knowledge throughout the program, through assessment and self-assessment activities and exercises, so that they can see how they are achieving their goals.



Classes

There is scientific evidence suggesting that observing third-party experts can be useful.
Learning from an Expert strengthens knowledge and memory, and generates confidence in future difficult decisions.



Quick Action Guides

TECH offers the most relevant contents of the course in the form of worksheets or quick action guides. A synthetic, practical, and effective way to help students progress in their learning.



06

Certificate

The Postgraduate Diploma in Sterilization, Research and Nursing Management in Ophthalmic Nursing guarantees students, in addition to the most rigorous and up-to-date education, access to a Postgraduate Diploma issued by TECH Technological University.



“

Successfully complete this program and receive your university qualification without having to travel or fill out laborious paperwork"

This **Postgraduate Diploma in Sterilization, Research and Nursing Management in Ophthalmic Nursing** contains the most complete and up-to-date scientific program on the market.

After the student has passed the assessments, they will receive their corresponding **Postgraduate Diploma**, issued by **TECH Technological University** via tracked delivery*.

The certificate issued by **TECH Technological University** will reflect the qualification obtained in the Postgraduate Diploma, and meets the requirements commonly demanded by labor exchanges, competitive examinations, and professional career evaluation committees.

Title: **Postgraduate Diploma in Sterilization, Research and Nursing Management in Ophthalmic Nursing**

Official N° of Hours: **450 h.**



*Apostille Convention. In the event that the student wishes to have their paper certificate issued with an apostille, TECH EDUCATION will make the necessary arrangements to obtain it, at an additional cost.

future
health confidence people
education information tutors
guarantee accreditation teaching
institutions technology learning
community commitment
personalized service innovation
knowledge present
development language
classroom



Postgraduate Diploma Sterilization, Research and Nursing Management in Ophthalmic Nursing

- » Modality: **online**
- » Duration: **6 months**
- » Certificate: **TECH Technological University**
- » Dedication: **16h/week**
- » Schedule: **at your own pace**
- » Exams: **online**

Postgraduate Diploma
Sterilization, Research
and Nursing Management
in Ophthalmic Nursing

