

Postgraduate Diploma

Skin Microbiota in Nursing





Postgraduate Diploma Skin Microbiota in Nursing

Course Modality: Online

Duration: 6 months.

Certificate: TECH Technological University

Official N° of Hours: 400 h.

Website: www.techitute.com/nursing/postgraduate-diploma/postgraduate-diploma-skin-microbiota-nursing

Index

01

Introduction

p. 4

02

Objectives

p. 8

03

Course Management

p. 12

04

Structure and Content

p. 20

05

Methodology

p. 24

06

Certificate

p. 32

01

Introduction

Scientific research in the field of microbiota has been booming in recent decades, aimed both at the study of its characteristics and its impact on our health. Complex microbial ecosystems adapted to the particularities of each niche can be found in each of the different locations of the body, such as the skin, mucous membranes, respiratory tract, vagina or digestive tract. Of all of them, one of those that requires a deeper knowledge is the one found in the skin, that is why TECH professionals have designed this training title that aims to help Nurse to know all aspects of the skin microbiome. Thus, these professionals will be able to understand the reasons for the appearance of certain skin pathologies, offering a higher rate of positive results to their patients.





“

The study of the Skin Microbiota for Nursing opens the door to a wealth of knowledge that is ideal for the daily practice of your profession as a nurse"

Numerous pieces of scientific evidence have demonstrated the implication of the skin microbiome in the appearance of various skin pathologies, giving rise to new therapeutic strategies to control and regulate these environments. The study of this ecosystem is a field of rapid scientific progress, and it is universally accepted that to achieve an adequate state of health it is also necessary to have a "healthy" Microbiota.

The human microbiota undergoes changes as a consequence of the influence of multiple factors, diet, lifestyle, pharmacological treatments, etc., generating alterations in this bacterial ecosystem and the anomalous interaction that the organism could have with it is related to certain processes: allergies, acute and chronic intestinal diseases, obesity and metabolic syndrome, neurological diseases, dermatitis and other alterations in the dermis, and even some types of cancer.

This University Postgraduate Diploma in Skin Microbiota in Nursing puts the focus on equipping nurses with the necessary information on the units related to the skin Microbiota, its Eubiosis and Dysbiosis and related problems. This will make it possible to attend patients with problems of this type, offering them a better-quality therapeutic action, having a much clearer idea of the state of their health.

The use of probiotics and prebiotics will also be addressed, as well as the growing market launch of new products with very specific strains for skin problems and diseases. All this content will enable nursing professionals to be prepared to offer effective solutions to patients with this type of pathology, knowing how to guide them so that they can recover and maintain their skin microbiota and, consequently, a good state of health.

This **Postgraduate Diploma in Skin Microbiota in Nursing** contains the most complete and up-to-date scientific program on the market. The most important features include:

- ◆ Development of practical cases presented by experts in Skin Microbiota in Nursing
- ◆ The graphic, schematic, and practical contents with which they are created provide scientific and practical information on the disciplines that are essential for professional practice
- ◆ New developments in Skin Microbiota in Nursing
- ◆ Contains practical exercises where the self-evaluation process can be carried out to improve learning
- ◆ With special emphasis on innovative methodologies in Skin Microbiota in Nursing
- ◆ All of this will be complemented by theoretical lessons, questions to the expert, debate forums on controversial topics, and individual reflection assignments
- ◆ Availability of content from any fixed or portable device with internet connection



TECH provides you with the latest knowledge on Skin Microbiota in Nursing to help you become a successful nurse"

“

This Postgraduate Diploma is the best investment you can make in the selection of a refresher program for two reasons: in addition to updating your knowledge in Skin Microbiota in Nursing, you will obtain a degree from TECH Technological University"

Its teaching staff includes professionals belonging to the field of Human Microbiota, who bring to this education the experience of their work, in addition to recognized specialists belonging to leading scientific societies.

Thanks to its multimedia content, developed with the latest educational technology, it will allow the professional a situated and contextual learning, that is to say, a simulated environment that will provide an immersive learning, programmed to train in real situations.

This program is designed around Problem-Based Learning, whereby the physician must try to solve the different professional practice situations that arise throughout the program. For this purpose, the physician will be assisted by an innovative interactive video system created by renowned and experienced experts in the field of Human Microbiota with extensive teaching experience.

The Postgraduate Diploma allows training through simulated environments, which provide immersive learning programmed to train for real situations.

This 100% online Postgraduate Diploma will allow you to combine your studies with your professional work while expanding your knowledge in this field.



02 Objectives

The main objective of the program is the development of theoretical and practical learning, so that the professional can master in a practical way, the study of Microbiotics in the daily practice of their profession. In this sense, the Postgraduate Diploma in Skin Microbiota in Nursing responds to the continuous demand of professionals for quality education in this area, which serves as a vehicle to use microbiotic therapy as a means of healing skin diseases and as a preventive tool in maintaining the health of patients of all ages.



“

This program, designed with the latest educational technology, will allow you to learn about all the advances in Cutaneous microbiotics, making you a top-notch nurse"



General Objectives

- ♦ To fulfill a need of today's society, a quality and up to date education that allows the use of microbiological therapy as a preventive or therapeutic tool for the maintenance of health
- ♦ Offer a complete and wide vision of the current situation in the area of skin microbiota, in its widest sense, the importance of the balance of this microbiota as a direct effect on our health, with the multiple factors that influence it positively and negatively
- ♦ Argue with the backing of scientific evidence how a high degree of importance is currently being given to the Microbiota and its interaction with many non-digestive, autoimmune pathologies or its relationship with the dysregulation of the immune system, the prevention of diseases, and as a support to other medical treatments
- ♦ Promote work strategies based on the integral approach of the patient as a reference model, not only focusing on the symptomatology of the specific pathology, but also looking at its interaction with the Microbiota and how it may be influencing it
- ♦ Encourage professional stimulation through continuous education and research





Specific Objectives

Module 1. Skin Microbiota

- ◆ Know the physiology of the skin and its microbial composition
- ◆ Understand the factors that regulate the type of bacterial flora in the skin: sweat glands, sebaceous glands, desquamation
- ◆ Deepen the factors that alter the ecology of the skin and the Microbiota
- ◆ Know the cutaneous immune system
- ◆ Understand the factors that produce an alteration of the normal cutaneous microbiota (dysbiosis) and alteration of the barrier function
- ◆ Know the triggered cutaneous pathologies: Psoriasis (*Streptococcus pyogenes*), Acne vulgaris, Atopic dermatitis, Rosacea
- ◆ Explore in depth the influence of the use of probiotics in the prevention and treatment of different skin diseases
- ◆ Delve into the current lines of research

Module 2. Microbiota. Microbiome. Metagenomics

- ◆ Know the relationship between the Microbiota and the Microbiome and their most accurate definitions
- ◆ Understand in depth the concepts of symbiosis, commensalism, mutualism, and parasitism
- ◆ Delve into the different types of Human Microbiota and know their generalities
- ◆ Delve into the aspects that trigger the balance and imbalance of the Microbiota

Module 3. Microbiota and The Immune System

- ◆ Know the Immune System Physiology
- ◆ Understand the implication of nutrition and lifestyle and their interaction with the immune system and the Microbiota
- ◆ Know the bidirectional relationship between Microbiota and the neuroimmunoendocrine system
- ◆ Understand the involvement of the Microbiota in the triggering of nervous system diseases such as anxiety, depression, schizophrenia and others
- ◆ Understand the functioning of the gut-brain Microbiota
- ◆ Deepen in the current lines of research on the subject



Acquire the most up-to-date knowledge in this field of work and apply advanced protocols in this intervention in your day-to-day work"

03

Course Management

The program's teaching staff includes leading specialists in Human Microbiota and other related areas, who bring their years of work experience to this training program. In addition, other specialists of recognized prestige participate in its design and elaboration, completing the program in an interdisciplinary manner. All this, with the aim of providing Nurse with the most complete information and contents of the educational panorama so that they can practice their profession with greater guarantees of success and care for patients with skin problems, having a deeper knowledge of the functioning of their Microbiota.



“

Learn from reference professionals, the latest advances in procedures in the field of Skin Microbiotics and its implication with allergies”

Guest Directors



Dr Sánchez Romero, María Isabel

- Area Specialist in the Microbiology Department of the Puerta de Hierro University Hospital, Madrid
- Doctor in Medicine and Surgery from the University of Salamanca (2003) with the qualification of outstanding cum laude
- Degree in Medicine and Surgery from the University of Salamanca
- Medical Specialist in Clinical Microbiology and Parasitology
- Member of the Spanish Society of Infectious Diseases and Clinical Microbiology
- Technical Secretary of the Madrid Society of Clinical Microbiology



Dr Portero, María Francisca

- Acting Head of the Microbiology Department of the Puerta de Hierro University Hospital, Madrid
- Doctorate in Medicine from the Autonomous University Madrid
- Degree in Medicine and Surgery from the Autonomous University of Madrid
- Specialist in Clinical Microbiology and Parasitology, Puerta de Hierro University Hospital, Madrid
- Postgraduate in Clinical Management by Gaspar Casal Foundation

Co-Direction



Ms. Fernández Montalvo, María Ángeles

- Degree in Biochemistry from the University of Valencia
- Specialist Degree in Nutrition, Dietetics, and Diet Therapy
- Expert in Microbiological Food Analysis
- Expert in Nutrition, Food, and Cancer. Prevention and Treatment
- Expert in Vegetarian, Clinical, and Sports Nutrition
- Specialist in food intolerances and the study of the intestinal microbiota
- Numerous courses on Intestinal microbiota, methods of analysis, and applications
- Diploma in Natural and Orthomolecular Medicine
- Expert in the current use of Nutricosmetics and Nutraceuticals in general
- Expert in point-of-sale management in Pharmacies and Parapharmacies
- Member of the Spanish Society of Probiotics and Prebiotics (SEPyP)
- Member of the Spanish Society of Dietetics (SEDCA)
- Member of the Spanish Society of Nutrition (SEÑ)

Professors

Ms. Alarcón Cavero, Teresa

- ◆ Specialist in the Microbiology Department at the La Princesa University Hospital.
- ◆ Degree in Biological Sciences with a major in Fundamental Biology from the Complutense University of Madrid
- ◆ Master's Degree in Medical Microbiology from the Complutense University of Madrid
- ◆ Head of Group 52 of the Research Institute of the La Princesa Hospital

Dr Muñoz Algarra, María

- ◆ Area Specialist in the Microbiology Department of the Puerta de Hierro Majadahonda University Hospital, Madrid
- ◆ Head of Patient Safety of the Microbiology Service in the H.U. Puerto de Hierro Hospital Majadahonda
- ◆ Doctorate in Pharmacy from the Complutense University of Madrid
- ◆ Degree in Pharmacy from the University of Valencia
- ◆ Teaching collaborator at the School of Medicine in the subject of Microbiology at the Autonomous University of Madrid

Dr. López Dosil, Marcos

- ◆ Specialist Physician of the Microbiology and Parasitology Department of the Hospital de Móstoles
- ◆ Degree in Medicine from the University of Santiago de Compostela
- ◆ Master's Degree in Infectious Diseases and Antimicrobial Treatment from CEU Cardenal Herrera University
- ◆ Master's Degree in Tropical and Health Medicine from the Autonomous University of Madrid
- ◆ Expert in Tropical Medicine from the Autonomous University Madrid



Anel Pedroche, Jorge

- ◆ Facultative Area Specialist. Microbiology Department. Puerta de Hierro University Hospital.
- ◆ Degree in Pharmacy from the Complutense University of Madrid
- ◆ Course in Interactive Sessions on Hospital Antibiotherapy by MSD
- ◆ Updating course on infection in hematologic patients by Puerta del Hierro Hospital.
- ◆ Attendance at the XXII Congress of the Spanish Society of Infectious Diseases and Clinical Microbiology

Dr Méndez García, Celia

- ◆ Doctorate in Microbiology from the University of Oviedo.
- ◆ Research at Novartis Laboratories (Boston)

Narbona López, Eduardo

- ◆ Professor of Pediatrics, University of Granada, Spain.
- ◆ Neonatal Unit, San Cecilio University Hospital, Madrid

Dr Rioseras de Bustos, Beatriz

- ◆ Degree in Biology Medicine, University of Oviedo
- ◆ Professional Master's Degree in Neuroscience Research. University of Oviedo
- ◆ Doctorate from the University of Oviedo. "Streptomyces development: regulation and industrial applications"
- ◆ Publications in the field of microbiology
- ◆ Participation in various conferences in the field of microbiology.
- ◆ Immunology Resident at HUCA

Ms. Rodríguez Fernández, Carolina

- ◆ Degree in Biology from the University of Oviedo

Uberos Fernández, José

- ◆ Associate Professor of Pediatrics, University of Granada
- ◆ Assistant Professor. Faculty of Medicine. University of Granada
- ◆ Neonatal Intensive Care Unit Clinical Assistant. San Cecilio Clinical Hospital, Granada (Spain)
- ◆ Vocal Bioethics Research Committee of the Province of Granada (Spain)
- ◆ Coeditor of the Signs and Symptoms Journal
- ◆ Professor Antonio Galdo Award. Society of Pediatrics of Eastern Andalusia. For the article entitled: analysis of nutritional intake in very low birth weight infants and its impact on the severity of bronchopulmonary dysplasia and other comorbidities.
- ◆ Editor of the Journal of the Pediatric Society of Eastern Andalusia (Bol. SPAO)
- ◆ President of the Scientific Committee of the XVIII Congress of Pediatric Societies of Eastern Andalusia, Extremadura, and Western Spain. Granada
- ◆ Member of the Organizing Committee of the XIV Congress of the Spanish Society of Adolescent Medicine, Granada
- ◆ Member of the Organizing Committee of the XIV Congress of the Spanish Society of Adolescent Medicine.
- ◆ Spanish Secretary of the XX Congress of Social Pediatrics, Granada

Ms. Álvarez García, Verónica

- ◆ Degree in Medicine
- ◆ Digestive system specialist at the Central Hospital of Asturias (HUCA)

Dr Alonso Arias, Rebeca

- ◆ Degree in Biology from the University of Oviedo
- ◆ Doctorate in Biological Sciences from the Complutense University of Madrid.
- ◆ Specialist Immunology Physician at the Central University Hospital of Asturias.
- ◆ Heads the Immunosenescence research group of the Central University Hospital of Asturias Immunology Service.
- ◆ Numerous publications in international scientific journals
- ◆ Research work on the association between the microbiota and the immune system
- ◆ 1st National Award for Research in Sports Medicine (2 occasions)

Ms. Bueno García, Eva

- ◆ Researcher at the Immunology Department of the Central University Hospital of Asturias.

Fernández Madera, Juan

- ◆ Degree in Medicine
- ◆ Specialist in Allergology and Clinical Immunology
- ◆ Specialist in Sports Medicine

Dr. Gabaldon Estevani, Toni

- ◆ Dr. in Biology, researcher at Centre for Genomic Regulation | CRG - Bioinformatics and Genomics
- ◆ ICREA Research Professor and Group Leader of the Comparative Genomics Laboratory
- ◆ Co-Founder and Scientific Advisor (CSO) Microomics SL

Dr. Solís Sánchez, Gonzalo

- ◆ Neonatologist of the Central University Hospital of Asturias (HUCA). Researcher, Associate Professor of the University of Oviedo

Dr López López, Aranzazu

- ◆ PhD in Biological Sciences. Researcher in IA oral microbiology at FISABIO foundation
- ◆ Public Health Research Center of Valencia

Ms. Suárez Rodríguez, Marta

- ◆ Neonatologist of the Central University Hospital of Asturias (HUCA)
- ◆ Researcher and Professor of the Professional Master's Degree in Early Care and the Professional Master's Degree in Critical Care Nursing at the University of Oviedo and other training courses

Ms. Verdú López, Patricia

- ◆ 2015 - 2016: Professional Master's Degree in Aesthetic and Anti-Aging Medicine at the Complutense University of Madrid
- ◆ 2007-2009: acquisition of research proficiency, PhD courses in "Advances in Traumatology, Sports Medicine, and Wound Care", "Advances in Asthma and Allergies" at the University of Las Palmas of Gran Canaria
- ◆ 2005 - 2009: Specialty of Allergology at the University Hospital Dr. Negrín in Las Palmas of Gran Canaria
- ◆ 1998 - 2004: Degree in Medicine from the University of Oviedo

Dr Gonzalez Rodríguez, Silvia Pilar

- ◆ Doctor of Medicine and Surgery, specialized in Gynecology
- ◆ Medical Subdirector
- ◆ Research Coordinator and Clinical Chief of the Menopause and Osteoporosis Unit at the Velázquez Medical Cabinet (Madrid)



Dr. Lombó Burgos, Felipe

- ◆ Doctorate in Biology from the University of Oviedo and full professor at the University of Oviedo
- ◆ Research Unit “Biotechnology in Nutraceuticals and Bioactive Compounds-BIONUC”
- ◆ Area of Microbiology, Department of Functional Biology. Faculty of Medicine, University of Oviedo

López Vázquez, Antonio

- ◆ Specialist in Immunology
- ◆ Central University Hospital of Asturias

Dr Lopez Martinez, Rocio

- ◆ Degree in Biochemistry from the University of Murcia
- ◆ Professional Master's Degree in Bioinformatics and Biostatistics from the Catalan Open University (UOC) and the University of Barcelona
- ◆ Resident Internal Biologist of Clinical Immunology at the Central University Hospital of Asturias

Losa Domínguez, Fernando

- ◆ Obstetrician- Gynecologist and Maternologist
- ◆ Expert in Menopause certified by the AEEM (Spanish Association for the Study of Menopause)
- ◆ Expert in Gynecoesthetics from the University of Barcelona

04

Structure and Content

The structure of the contents has been designed by a team of professionals from the best hospitals and universities in the national territory, aware of the relevance of current training to prevent, detect and intervene in those pathologies related to alterations of the skin microbiota, and committed to quality teaching through new educational technologies. All of this, with the objective of training nurses who are much more competent and prepared to administer treatments that help and favor the Cutaneous microbiome of patients.



“

This Postgraduate Diploma in Skin Microbiota in Nursing contains the most complete and up-to-date scientific program on the market”

Module 1. Skin Microbiota

- 1.1. Skin Physiology. Microbial Composition of the Skin
- 1.2. Factors Regulating the Type of Bacterial Flora on the Skin: Sweat Glands, Sebaceous Glands, Desquamation
 - 1.2.1. Factors that Alter the Ecology of the Skin and the Microbiota
- 1.3. Skin Immune System. Epidermis; Essential Element of our Defences
 - 1.3.1. Elements of the Skin Immune System: Cytokines, Keratinocytes, Dendritic Cells, Lymphocytes, Antimicrobial Peptides
 - 1.3.2. Influence of the Skin Microbiota on the Skin Immune System
Staphylococcus Epidermidis, Staphylococcus Aureus
- 1.4. Alteration of the Normal Cutaneous Microbiota (Dysbiosis) and Alteration of the Barrier Function
- 1.5. Triggered Skin Diseases: Psoriasis (Streptococcus pyogenes), Acne vulgaris, Atopic dermatitis, Rosacea
- 1.6. Influence of the use of Probiotics in the prevention and treatment of different skin diseases
- 1.7. Current Lines of Research

Module 2. Microbiota. Microbiome. Metagenomics

- 2.1. Definition and Relationship Between Them
- 2.2. Composition of the Microbiota: Types, Species and Strains
- 2.3. Different Human Microbiota. General Overview of Eubiosis and Dysbiosis
 - 2.3.1. Gastrointestinal Microbiota
 - 2.3.2. Oral Microbiota
 - 2.3.3. Skin Microbiota
 - 2.3.4. Respiratory Tract Microbiota
 - 2.3.5. Urinary Tract Microbiota
 - 2.3.6. Reproductive System Microbiota
- 2.4. Factors that Influence Microbiota Balance and Imbalance
 - 2.4.1. Diet and Lifestyle. Intestine-Brain Axis
 - 2.4.2. Antibiotic Therapy
 - 2.4.3. Epigenetic-Microbiota Interaction. Endocrine Disruptors
 - 2.4.4. Probiotics, Prebiotics, Symbiotics. Concepts and Overviews
 - 2.4.5. Fecal Transplant, Latest Advances



Module 3. Microbiota and Immune System

- 3.1. Immune System Physiology
- 3.2. Nutrition and Lifestyle: Interaction with the Immune System and the Microbiota
- 3.3. Functional Foods (Probiotics and Prebiotics), Nutraceuticals, and Immune System
- 3.4. Bidirectional Relationship between Microbiota and Neuroimmunoendocrine System
- 3.5. Microbiota, Immunity and Nervous System Disorders: Anxiety, Depression, Autism, Schizophrenia, or Alzheimer's Disease.
- 3.6. The Gut-Microbiota-Brain Axis
- 3.7. Current Lines of Research

“

A unique, key, and decisive training experience to boost your professional development”

05

Methodology

This academic program offers students a different way of learning. Our methodology uses a cyclical learning approach: **Relearning.**

This teaching system is used, for example, in the most prestigious medical schools in the world, and major publications such as the **New England Journal of Medicine** have considered it to be one of the most effective.



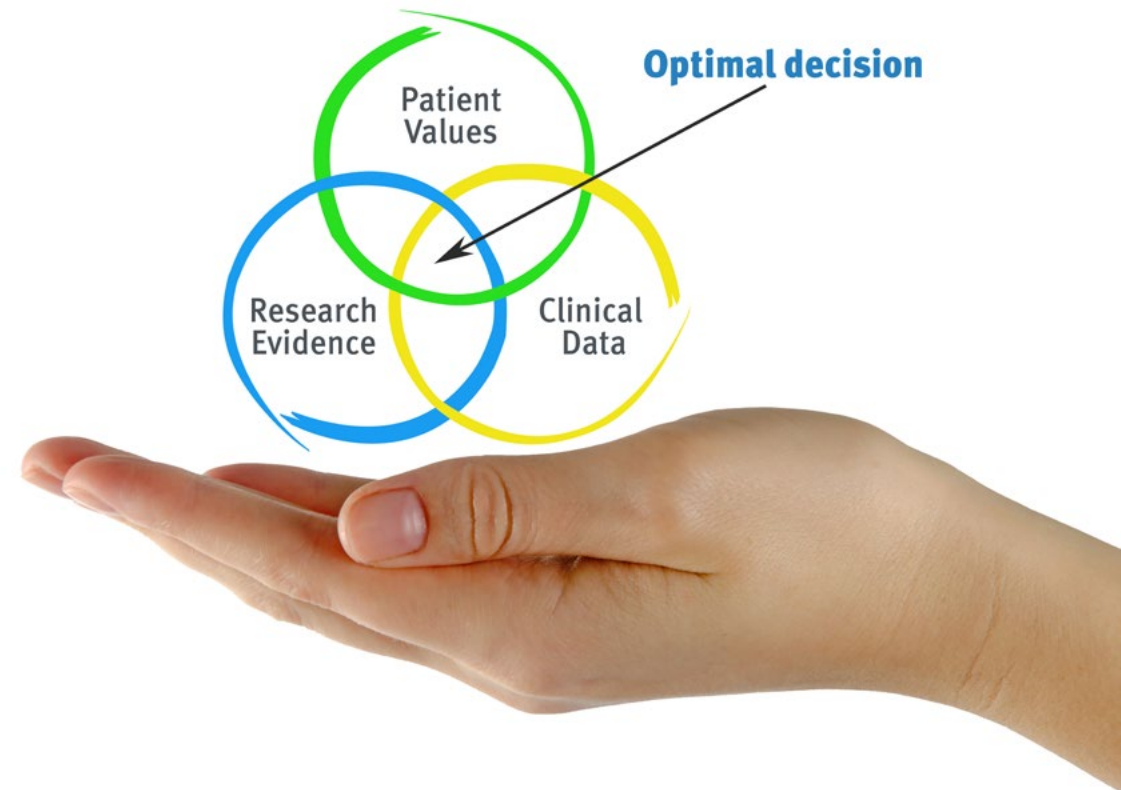
“

Discover Relearning, a system that abandons conventional linear learning, to take you through cyclical teaching systems: a way of learning that has proven to be extremely effective, especially in subjects that require memorization"

At TECH Nursing School we use the Case Method

In a given situation, what should a professional do? Throughout the program, students will face multiple simulated clinical cases, based on real patients, in which they will have to do research, establish hypotheses, and ultimately resolve the situation. There is an abundance of scientific evidence on the effectiveness of the method. Nurses learn better, faster, and more sustainably over time.

With TECH, nurses can experience a learning methodology that is shaking the foundations of traditional universities around the world.



According to Dr. Gérvas, the clinical case is the annotated presentation of a patient, or group of patients, which becomes a "case", an example or model that illustrates some peculiar clinical component, either because of its teaching power or because of its uniqueness or rarity. It is essential that the case is based on current professional life, in an attempt to recreate the real conditions in professional nursing practice.

“

Did you know that this method was developed in 1912, at Harvard, for law students? The case method consisted of presenting students with real-life, complex situations for them to make decisions and justify their decisions on how to solve them. In 1924, Harvard adopted it as a standard teaching method”

The effectiveness of the method is justified by four fundamental achievements:

1. Nurses who follow this method not only grasp concepts, but also develop their mental capacity, by evaluating real situations and applying their knowledge.
2. The learning process has a clear focus on practical skills that allow the nursing professional to better integrate knowledge acquisition into the hospital setting or primary care.
3. Ideas and concepts are understood more efficiently, given that the example situations are based on real-life.
4. Students like to feel that the effort they put into their studies is worthwhile. This then translates into a greater interest in learning and more time dedicated to working on the course.



Relearning Methodology

At TECH we enhance the case method with the best 100% online teaching methodology available: Relearning.

This university is the first in the world to combine case studies with a 100% online learning system based on repetition combining a minimum of 8 different elements in each lesson, which is a real revolution compared to the simple study and analysis of cases.



The nurse will learn through real cases and by solving complex situations in simulated learning environments. These simulations are developed using state-of-the-art software to facilitate immersive learning.

At the forefront of world teaching, the Relearning method has managed to improve the overall satisfaction levels of professionals who complete their studies, with respect to the quality indicators of the best online university (Columbia University).

With this methodology we have trained more than 175,000 nurses with unprecedented success in all specialities regardless of practical workload. Our pedagogical methodology is developed in a highly competitive environment, with a university student body with a strong socioeconomic profile and an average age of 43.5 years old.

Relearning will allow you to learn with less effort and better performance, involving you more in your specialization, developing a critical mindset, defending arguments, and contrasting opinions: a direct equation to success.

In our program, learning is not a linear process, but rather a spiral (learn, unlearn, forget, and re-learn). Therefore, we combine each of these elements concentrically.

The overall score obtained by TECH's learning system is 8.01, according to the highest international standards.



This program offers the best educational material, prepared with professionals in mind:



Study Material

All teaching material is produced by the specialists who teach the course, specifically for the course, so that the teaching content is really specific and precise.

These contents are then applied to the audiovisual format, to create the TECH online working method. All this, with the latest techniques that offer high quality pieces in each and every one of the materials that are made available to the student.



Nursing Techniques and Procedures on Video

We introduce you to the latest techniques, to the latest educational advances, to the forefront of current medical techniques. All of this in direct contact with students and explained in detail so as to aid their assimilation and understanding. And best of all, you can watch them as many times as you want.



Interactive Summaries

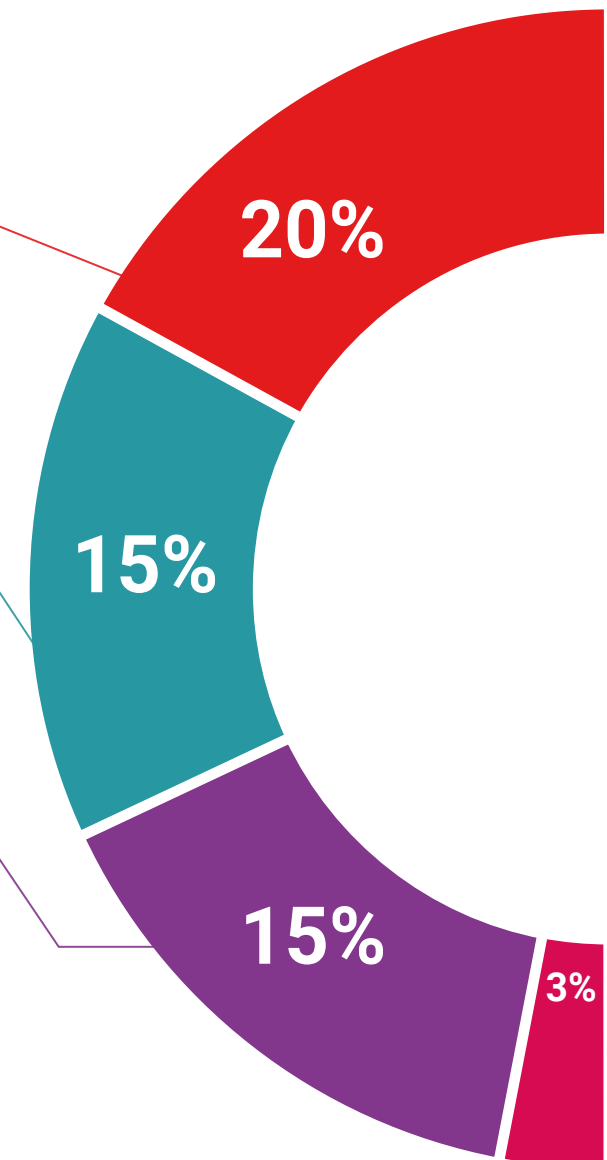
The TECH team presents the contents attractively and dynamically in multimedia lessons that include audio, videos, images, diagrams, and concept maps in order to reinforce knowledge.

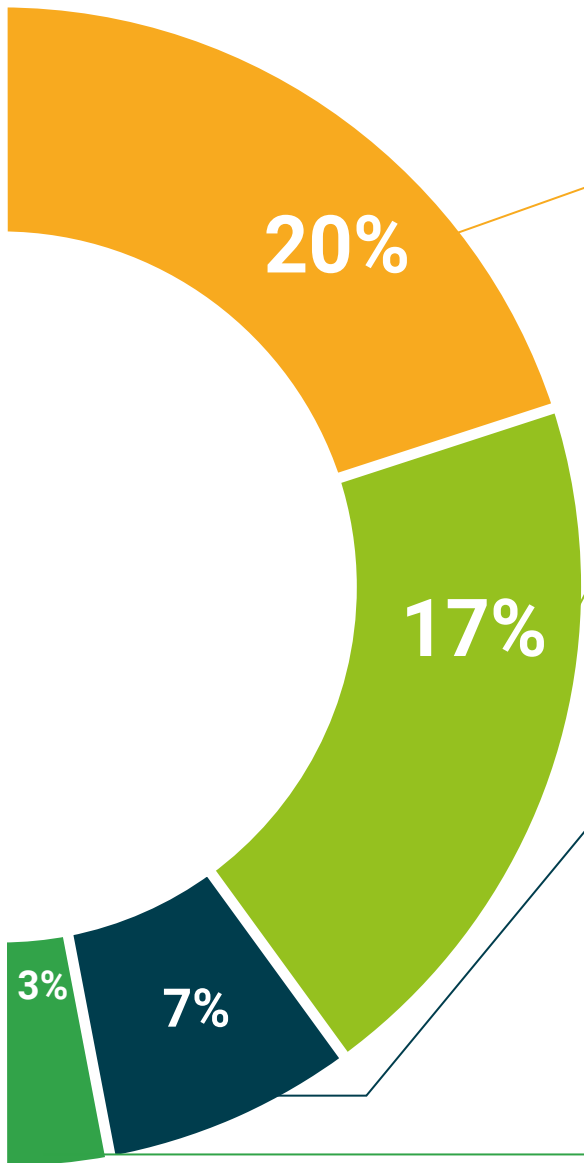
This exclusive educational system for presenting multimedia content was awarded by Microsoft as a "European Success Story".



Additional Reading

Recent articles, consensus documents and international guidelines, among others. In TECH's virtual library, students will have access to everything they need to complete their course.





Expert-Led Case Studies and Case Analysis

Effective learning ought to be contextual. Therefore, TECH presents real cases in which the expert will guide students, focusing on and solving the different situations: a clear and direct way to achieve the highest degree of understanding.



Testing & Retesting

We periodically evaluate and re-evaluate students' knowledge throughout the program, through assessment and self-assessment activities and exercises, so that they can see how they are achieving their goals.



Classes

There is scientific evidence suggesting that observing third-party experts can be useful.

Learning from an Expert strengthens knowledge and memory, and generates confidence in future difficult decisions.



Quick Action Guides

TECH offers the most relevant contents of the course in the form of worksheets or quick action guides. A synthetic, practical, and effective way to help students progress in their learning.



06

Certificate

The Postgraduate Diploma in of the skin Microbiota in Nursing guarantees students, in addition to the most rigorous and up-to-date education, access to a Postgraduate Diploma issued by TECH Technological University.



“

Successfully complete this program and receive your university qualification without having to travel or fill out laborious paperwork”

This **Postgraduate Diploma in Skin Microbiota in Nursing** contains the most complete and up-to-date scientific program on the market.

After the student has passed the assessments, they will receive their corresponding **Postgraduate Diploma** issued by **TECH Technological University** via tracked delivery*.

The certificate issued by **TECH Technological University** will reflect the qualification obtained in the **Postgraduate Diploma**, and meets the requirements commonly demanded by labor exchanges, competitive examinations, and professional career evaluation committees.

Title: **Postgraduate Diploma in Skin Microbiota in Nursing**

Official N° of Hours: **400 h.**



*Apostille Convention. In the event that the student wishes to have their paper certificate issued with an apostille, TECH EDUCATION will make the necessary arrangements to obtain it, at an additional cost.

future

health confidence people

education information tutors

guarantee accreditation teaching

institutions technology learning

community commitment

personalized service innovation

knowledge present quality

online training

development languages

virtual classroom

tech technological
university

Postgraduate Diploma
Skin Microbiota in
Nursing

Course Modality: Online

Duration: 6 months.

Certificate: TECH Technological University

Official N° of Hours: 400 h.

Postgraduate Diploma

Skin Microbiota in Nursing

