

Postgraduate Diploma NIMV Pathology Care and Research for Nursing





Postgraduate Diploma NIMV Pathology Care and Research for Nursing

- » Modality: online
- » Duration: 6 months
- » Certificate: TECH Global University
- » Credits: 18 ECTS
- » Schedule: at your own pace
- » Exams: online

Website: www.techtute.com/us/nursing/postgraduate-diploma/postgraduate-diploma-nimv-pathology-care-research-nursing

Index

01

Introduction

p. 4

02

Objectives

p. 8

03

Course Management

p. 12

04

Structure and Content

p. 16

05

Methodology

p. 22

06

Certificate

p. 30

01

Introduction

The combination of technological innovation and the development of scientific evidence has driven the improvement of the care provided to patients undergoing NIMV. This has led to greater prevention of complications and increased safety for the individual throughout the process. As a result, nurses must update their knowledge in this area so as not to be left behind with respect to health developments. To this end, TECH has developed this program, through which the professional will learn about the latest methods to avoid the appearance of skin lesions in the interface area or techniques to minimize the risk of aspiration of gastric contents. All this, in an online format and without neglecting your daily tasks.





Through this program, you will learn the latest methods to avoid the appearance of skin lesions in the interface zone of NIMV"

The development of scientific evidence in the field of NIMV has made it possible to establish patient care guidelines and protocols based on highly rigorous research. It has also favored the development of sophisticated care that helps to prevent the appearance of injuries or the aspiration of toxic contents in patients, while ensuring their physical integrity. Nurses who work with patients undergoing NIMV are therefore obliged to be aware of these advances in order to be at the forefront of the field.

Under this context, TECH has created this program, specifically created to provide professionals with an updated perspective on care, research and implementation of innovation in NIMV. Through this academic experience, you will learn about recent techniques for the adjustment of mechanical ventilation according to the needs of the individual or cutting-edge measures to avoid aspiration of respiratory secretions. You will also learn about recent protocols for the design of a personalized care plan or clinical studies on Non-Invasive Mechanical Ventilation.

Thanks to the fact that this Postgraduate Diploma is taught in a 100% online modality, the student will be able to complete his update at any time and from anywhere. In addition, you will enjoy a wide variety of didactic formats such as interactive summaries, explanatory videos or complementary readings, being able to choose those that best suit your study needs.

This **Postgraduate Diploma in NIMV Pathology Care and Research for Nursing** contains the most complete and up-to-date scientific program on the market.

The most important features include:

- ♦ The development of case studies presented by experts in Respiratory Care
- ♦ The graphic, schematic, and practical contents with which they are created, provide scientific and practical information on the disciplines that are essential for professional practice
- ♦ Practical exercises where the self-assessment process can be carried out to improve learning
- ♦ Its special emphasis on innovative methodologies
- ♦ Theoretical lessons, questions to the expert, debate forums on controversial topics, and individual reflection assignments
- ♦ Content that is accessible from any fixed or portable device with an Internet connection



This program will enable you to detect the latest recommendations on the design of an individualized care plan for the NIMV patient"

“

Choose the didactic formats that best suit your study needs and optimize your updating process”

The program's teaching staff includes professionals from the sector who contribute their work experience to this program, as well as renowned specialists from leading societies and prestigious universities.

The multimedia content, developed with the latest educational technology, will provide the professional with situated and contextual learning, i.e., a simulated environment that will provide immersive education programmed to learn in real situations.

This program is designed around Problem-Based Learning, whereby the professional must try to solve the different professional practice situations that arise during the academic year. For this purpose, the students will be assisted by an innovative interactive video system created by renowned and experienced experts.

TECH's Relearning method will allow you to complete your update on an individualized basis, exploring the didactic contents of the program at your own pace.

Identify advanced techniques to minimize the risk of gastric aspiration in the NIMV patient.



02 Objectives

The purpose of this degree is to provide the nurse with an update in the field of NIMV Care and Pathology Research. This will enable them to provide state-of-the-art care to patients with conditions requiring this type of respiratory therapy. In order to achieve this objective, TECH offers an innovative educational methodology 100% online.





“

*Position yourself at the
forefront of healthcare in just
6 weeks of intensive study”*



General Objectives

- ♦ Understand the importance and role of Non-Invasive Mechanical Ventilation in the treatment of acute and chronic respiratory pathologies
- ♦ Know the updated indications and contraindications for the use of Non Invasive Mechanical Ventilation, as well as the different types of devices and modes of ventilation
- ♦ Acquire skills and competences in the monitoring of the patient with Non Invasive Mechanical Ventilation, including the interpretation of the data obtained and the detection and prevention of complications
- ♦ Investigate the state-of-the-art technologies used in the telemonitoring of patients with Non-Invasive Mechanical Ventilation and the ethical and legal aspects related to their use
- ♦ Delve into the main differences in Non Invasive Mechanical Ventilation in Pediatrics
- ♦ Delve into the ethical aspects related to the management of patients requiring NIV



Be able to know in depth the updated methods of mobilization of respiratory secretions by means of this qualification"





Specific Objectives

Module 1. Non-Invasive Mechanical Ventilation in Specific Pathologies

- ◆ Describe the indications and contraindications of Non-Invasive Mechanical Ventilation (NIMV) in various pathologies such as COPD, Heart Failure, ARDS or ILD, among others
- ◆ Analyze the selection and adjustment of NIMV ventilatory parameters in each specific pathology
- ◆ Analyze the effectiveness of NIMV in each specific pathology
- ◆ Delve into the latest scientific evidence on the management of NIMV in ILD
- ◆ Understand the complications associated with the use of NIMV in patients with Obesity and strategies for their prevention and treatment

Module 2. Care in Non-Invasive Mechanical Ventilation

- ◆ Monitor the patient's vital signs and adjust monitoring according to the patient's needs
- ◆ Monitor the patient's oxygenation and ventilation and adjust mechanical ventilation according to the needs of the patient
- ◆ Assess and manage respiratory secretions to prevent aspiration
- ◆ Develop an individualized care plan for the patient on Non-Invasive Mechanical Ventilation

Module 3. Ethics, Innovation and Research

- ◆ Understand the ethical principles in the use of NIMV, as well as the relevant rules and regulations and the civil and criminal liability of healthcare personnel
- ◆ Have a thorough understanding of the ethical and legal considerations in decision making in patients with limited decision-making capacity and in patients at the end of life
- ◆ Investigate new technologies in mechanical ventilation, NIMV in sleep apnea and NIMV at home
- ◆ Delve into the latest research in the management of NIMV

03

Course Management

With the objective of developing high quality academic programs, TECH has selected recognized specialists in Pulmonology and nurses to teach this program. These professionals have practiced in leading hospitals and have extensive experience in Non-Invasive Mechanical Ventilation. As a result, the knowledge they will transmit to the students will have been previously applied in their health care career.





“

Get updated in Care and Investigation of NIMV Pathologies for Nurses by the best experts in the field”

International Guest Director

With a relevant trajectory in the field of Pulmonology and Clinical Research, Dr. Maxime Patout distinguishes himself as an internationally renowned physician and scientist. As such, his involvement and contribution have led him to position himself as Clinical Director in Public Assistance in prestigious hospitals in Paris, standing out for his leadership in the management of Complex Respiratory Diseases. With this, it is worth mentioning his work as Coordinator of the Department of Functional Explorations of Breathing, Exercise and Dyspnea at the famous Hospital de la Pitié-Salpêtrière.

In the field of Clinical Research, Dr. Patout has made valuable contributions in leading areas such as Chronic Obstructive Pulmonary Disease, Lung Cancer and Respiratory Physiology. Accordingly, in his role as a Research Fellow at Guy's and St Thomas' NHS Foundation Trust, he has conducted groundbreaking studies that have expanded and improved the treatment options available to patients.

In this line, his versatility and leadership as a physician give him a vast experience in fields such as Biology, Physiology and Pharmacology of Circulation and Respiration. Therefore, he stands out as a renowned specialist in the Pulmonary and Systemic Diseases unit. In addition, his recognized competence in the Anti-Infectious Chemotherapy unit also places him as an outstanding reference in the field, being a regular advisor to future health professionals.

For all these reasons, his outstanding expertise in the field of Pulmonology has led him to be an active member of prestigious international organizations such as the European Respiratory Society and the French-Language Society of Pneumology, where he continues to contribute to scientific progress. So much so, that he shows an active participation in symposiums that enhance his medical excellence and constant updating in his field.



Dr. Patout, Maxime

- Clinical Director in Public Care at the Salpêtrière Hospital, Paris, France
- Clinical Research Fellow at Guy's and St Thomas' NHS Foundation Trust
- Coordinator of the Breathing, Exercise and Dyspnea Functional Examination Service at the Pitié-Salpêtrière Hospital
- Doctor of Medicine, University of Rouen
- Master's Degree in Biology, Physiology and Pharmacology of the Circulation and Respiration at the University of Paris
- University Expert in Pulmonary and Systemic Diseases from the University of Lille
- University Expert in Anti-infectious Chemotherapy, University of Rouen
- Medical Specialist in Pulmonology from the University of Rouen
- Member of: European Respiratory Society, French-language Society of Pneumology

“

Thanks to TECH, you will be able to learn with the best professionals in the world”

Management



Dr. Landete Rodríguez, Pedro

- ♦ Head of the Intermediate Respiratory Care Unit of the Hospital Emergencias Nurse Isabel Zendal
- ♦ Co-coordinator of the Basic Ventilation Unit of the Hospital Universitario de La Princesa
- ♦ Pulmonologist at the Hospital Universitario de La Princesa
- ♦ Pulmonologist at Blue Healthcare
- ♦ Researcher in several research groups
- ♦ Professor in undergraduate and postgraduate university studies
- ♦ Author of scientific numerous publications International journals and participation in book chapters
- ♦ Speaker at international medical congresses
- ♦ Doctorate *Cum Laude* by the Autonomous University of Madrid

Professors

Ms. González González, María

- ♦ Assistant Nurse
- ♦ Assistant Nurse in the Intermediate Respiratory Care Unit of La Princesa Hospital
- ♦ Clinical tutor in undergraduate studies in Nursing
- ♦ Master's Degree in Clinical Nutrition from the University of Granada
- ♦ Postgraduate Diploma in Nursing Research by the Catholic University of Avila

Dr. Muñoz Archidona, Cristina

- ♦ Doctor and teaching collaborator
- ♦ Specialist in Pneumology at Reina Sofia University Hospital
- ♦ Teaching collaborator in university studies of Medicine
- ♦ Lecturer in national and international conferences of Pulmonology
- ♦ Expert in Thoracic Musculoskeletal by the University of Barcelona



Dr. López Padilla, Daniel

- ◆ Pulmonology Specialist and researcher
- ◆ FEA in the Intermediate Respiratory Care Unit of the Hospital General Universitario Gregorio Marañón
- ◆ Lecturer in undergraduate university studies related to Health Sciences
- ◆ Coordinator of the Emerging Group of Diagnostic and Therapeutic Techniques and Lung Transplantation of the Spanish Society of Pulmonology and Thoracic Surgery
- ◆ Member of the Integrated Non-Invasive Ventilation and Intermediate Respiratory Care Units Research Program of the Spanish Society of Pulmonology and Thoracic Surgery
- ◆ Editor-in-Chief of the Revista de Patología Respiratoria (Journal of Respiratory Pathology)
- ◆ Author of various publications in scientific journals
- ◆ Doctorate in Medicine from the Autonomous University Madrid

Ms. Fernández Fernández, Alba

- ◆ Nurse at the Ramón y Cajal University Hospital
- ◆ Nurse at Bone Marrow Unit of Transplantation at Ramón y Cajal University Hospital
- ◆ Nurse in Intermediate Respiratory Care Unit/Pulmonology of La Princesa Hospital
- ◆ Medical Oncology Nurse in the 12 de Octubre University Hospital
- ◆ Nurse at Pulmonology Unit at Ramón y Cajal University Hospital
- ◆ Degree in Nursing Alcalá de Henares University
- ◆ Master's Degree in Social and Health Sciences Research in the University of Alcalá of León

04

Structure and Content

The content covered in this program includes the most relevant and cutting-edge concepts in the field of NIMV Care and Pathology Research. Therefore, the nurse will have access to updated topics such as NIMV response deficiency alerts, general aspects of care plan planning and research designs in the management of Non-Invasive Mechanical Ventilation. All these resources are presented in different multimedia formats, ranging from specialized readings to simulations of real cases, and will be available 24 hours a day, with no time restrictions.





“

By simply having a digital device with internet access, you will be able to access this 100% online program at the time and place of your choice”

Module 1. Non-Invasive Mechanical Ventilation in Specific Pathologies

- 1.1. Non-Invasive Mechanical Ventilation in Chronic Obstructive Pulmonary Disease (COPD)
 - 1.1.1. Indications and Contraindications in COPD Patients
 - 1.1.2. Selection and Adjustment of Ventilatory Parameters in COPD
 - 1.1.3. Evaluation of the Efficacy
 - 1.1.4. NIMV Weaning Strategies in COPD Patients
 - 1.1.5. Criteria for NIMV at Hospital Discharge
- 1.2. Non-Invasive Mechanical Ventilation in Heart Failure
 - 1.2.1. Effects of Non-Invasive Mechanical Ventilation on the Hemodynamics of the Heart Failure Patient
 - 1.2.2. Monitoring of the Patient with Heart Failure during Non-Invasive Mechanical Ventilation
 - 1.2.3. Non-Invasive Mechanical Ventilation in Patients with Acute Decompensated Heart Failure
 - 1.2.4. Non-Invasive Mechanical Ventilation in Patients with Chronic Heart Failure and its Impact on the Patient's Quality of Life
- 1.3. Non-Invasive Mechanical Ventilation in Acute Respiratory Distress Syndrome (ARDS)
 - 1.3.1. Definition and Diagnostic Criteria for ARDS
 - 1.3.2. Indications and Contraindications for NIMV in Patients with ARDS
 - 1.3.3. Selection and Adjustment of Ventilatory Parameters in Patients with ARDS in NIMV
 - 1.3.4. Monitoring and Assessment of Response to NIMV in Patients with ARDS
 - 1.3.5. Comparison of NIMV with IMV in Patients with ARDS
- 1.4. Non-Invasive Mechanical Ventilation in Diffuse Interstitial Lung Diseases (ILD)
 - 1.4.1. Pathophysiology Between Interstitial Lung Diseases (ILD)
 - 1.4.2. Scientific Evidence in the Management of NIMV in ILD
 - 1.4.3. Indications for NIMV in Patients with ILD
 - 1.4.4. NIMV Efficiency Assessment in ILD Patients
- 1.5. Non-Invasive Mechanical Ventilation In Obesity
 - 1.5.1. Pathophysiology of Obesity and its Relation to NIMV
 - 1.5.2. Indications and Contraindications in Obese Patients
 - 1.5.3. Specific NIMV settings in Obese Patients
 - 1.5.4. Strategies for the Prevention and Treatment of Complications
 - 1.5.5. NIMV in Patients with Obstructive Sleep Apnea
 - 1.5.6. Obesity Hypoventilation Syndrome



- 1.6. Non-Invasive Mechanical Ventilation in Neuromuscular Disease and Ribcage
 - 1.6.1. Indications
 - 1.6.2. Main Neuromuscular and Ribcage Diseases
 - 1.6.3. Selection of Ventilatory Modes
 - 1.6.4. Ventilatory Parameter Adjustment
 - 1.6.5. NIMV Efficacy and Tolerance Assessment
 - 1.6.6. Indications for Tracheostomy
 - 1.6.7. Addressing Complications
- 1.7. Non-Invasive Mechanical Ventilation in COVID-19 Patients
 - 1.7.1. Indications for NIMV in Patients with COVID-19
 - 1.7.2. Ventilatory Parameter Adjustment
 - 1.7.3. Safety Considerations in NIMV in COVID-19
 - 1.7.4. Evaluation of the Efficacy
 - 1.7.5. Disconnection Strategies
- 1.8. Non-Invasive Mechanical Ventilation in Acute Hypoxemic Respiratory Failure
 - 1.8.1. Definition of De Novo Respiratory Failure
 - 1.8.2. Indications and Contraindications for the Use of NIMV in Acute Hypoxemic Respiratory Failure
 - 1.8.3. NIMV Parameters and Settings in Patients with Acute Hypoxemic Respiratory Failure
 - 1.8.4. Complications Associated with the Use of NIMV in Acute Hypoxemic Respiratory Failure
 - 1.8.5. Evaluation of the Effectiveness of NIMV in Improving Oxygenation and Reducing Work of Breathing in Hypoxemic Acute Respiratory Failure
 - 1.8.6. Comparison of NIMV with Invasive Mechanical Ventilation in Patients with Hypoxemic Acute Respiratory Failure
- 1.9. Non-Invasive Mechanical Ventilation in the Asthmatic Patient in Acute Asthma
 - 1.9.1. Indications for NIMV in Asthmatic Crisis
 - 1.9.2. Ventilatory Parameters to be Adjusted
 - 1.9.3. Monitoring of the Acute Asthmatic Patient During NIMV
 - 1.9.4. Alarm Data for Poor NIMV Response
- 1.10. Non-Invasive Mechanical Ventilation in Pre-intubation Preparation
 - 1.10.1. Benefits, Risks and Limitations
 - 1.10.2. Management of NIMV in the Transition to Invasive Mechanical Ventilation

Module 2. Care in Non-Invasive Mechanical Ventilation

- 2.1. Monitoring the Patient's Vital Signs
 - 2.1.1. Importance of Monitoring Vital Signs
 - 2.1.2. Types of Vital Signs to be Monitored
 - 2.1.3. Analyzing and Interpreting the Value Obtained
 - 2.1.4. Adjustment of the Monitoring according to the Patient's Needs
- 2.2. Patient Ventilation and Oxygenation Monitoring
 - 2.2.1. Oxygenation and Ventilation Monitoring Techniques
 - 2.2.2. Interpretation of Pulse Oximetry and Capnography Values
 - 2.2.3. Early Detection of Hypoxia and Hypercapnia
 - 2.2.4. Adjustment of the Mechanical Ventilation according to the Patient's Needs
- 2.3. Monitoring of the Interface and the Ventilation Circuit
 - 2.3.1. Identification and Prevention of Interface and Circuit Leakage
 - 2.3.2. Cleaning and Maintenance of Interface and Circuit
 - 2.3.3. Change and Selection of the Interface according to the Patient's Needs
- 2.4. Management of Respiratory Secretions
 - 2.4.1. Techniques for Evaluation of Respiratory Secretions
 - 2.4.2. Methods of Mobilization and Elimination of Secretions
 - 2.4.3. Precautions and Measures to Prevent Aspiration of Secretions
 - 2.4.4. Selection and Adjustment of Secretion Aspiration Devices
- 2.5. Care of the Skin in the Interface Area
 - 2.5.1. Evaluation and Prevention of Skin Lesions in the Interface Area
 - 2.5.2. Cleaning and Care Techniques of the Skin in the Interface Area
 - 2.5.3. Dressings and Treatment of Skin Lesions
- 2.6. Prevention of Aspiration of Gastric Contents
 - 2.6.1. Aspiration Risk Assessment
 - 2.6.2. Aspiration Prevention Measures in Non-Invasive Mechanical Ventilation Patients
 - 2.6.3. Types of Probes and Devices Used for Patient Nutrition and Feeding

- 2.7. Patient and Family Education on Non-Invasive Mechanical Ventilation
 - 2.7.1. Importance of Patient and Family Education
 - 2.7.2. Information to be Provided to the Patient and Family on the Use of Non Invasive Mechanical Ventilation
 - 2.7.3. Management of Emergencies and Unforeseen Situations by the Patient and Family
 - 2.7.4. Strategies to Promote Adherence to Non-Invasive Mechanical Ventilation
- 2.8. Individualized Care Plan for the Non-Invasive Mechanical Ventilation Patient
 - 2.8.1. General Considerations in the Elaboration of the Care Plan
 - 2.8.2. Nursing Assessment of the NIMV Patient
 - 2.8.3. NANDA Diagnosis
 - 2.8.4. Nursing Outcomes and Interventions
- 2.9. Tracheostomy Care and Treatment
 - 2.9.1. Tracheostomy Cleaning and Treatment Techniques
 - 2.9.2. Tracheostomy Device Selection and Adjustment
 - 2.9.3. Prevention and Treatment of Complications associated with Tracheostomy
- 2.10. Measures to Prevent Transmission of Infections
 - 2.10.1. Standard Precautions
 - 2.10.2. Types of Hospital Isolation
 - 2.10.3. NIMV Patient Specifications
- 3.2.3. NIMV in Emergency Situations: Practical and Logistical Aspects in a High Demand Setting
- 3.2.4. Role of Nurses in the Application and Monitoring of NIMV in Emergency Situations
- 3.2.5. Ethical and Legal Considerations in the Application of NIMV in Emergency Situations During and After the Pandemic
- 3.3. Use of NIMV in Patients with Limited Decision-Making Ability
 - 3.3.1. Ethical Considerations in Decision Making in Patients with Limited Decision Making Capacity in NIMV
 - 3.3.2. Role of the Multidisciplinary Team in the Evaluation and Decision Making
 - 3.3.3. Importance of Effective Communication with Family or Caregivers in Decision Making
 - 3.3.4. Assessment of the Patient's Quality of Life and Ability to Tolerate NIMV
 - 3.3.5. Analysis of the Possible Consequences of NIMV in Patients with Limited Decision Making Capacity and its Impact on Medical Decision Making
- 3.4. Use of Noninvasive Mechanical Ventilation in Patients at the End of Life
 - 3.4.1. The Role of the Palliative Care Team in the Decision to Use NIMV at the End of Life
 - 3.4.2. Ethical Considerations in the Use of NIMV in Patients at the End of Life
 - 3.4.3. Psychological Impact on Patients and Families when using NIMV at the End of Life
 - 3.4.4. Identification of Patients who are Candidates for NIMV at the End of Life
 - 3.4.5. Alternatives to NIMV in Palliative Care

Module 3. Ethics, Innovation and Research

- 3.1. Ethics and Legality in Noninvasive Mechanical Ventilation
 - 3.1.1. Ethical Principles in Noninvasive Mechanical Ventilation
 - 3.1.2. Patient Confidentiality and Privacy
 - 3.1.3. Professional and Legal Responsibility of Health Care Personnel
 - 3.1.4. Standards and Regulations on Noninvasive Mechanical Ventilation
 - 3.1.5. Civil and Criminal Liability in Noninvasive Mechanical Ventilation
- 3.2. NIMV Use in Emergency Situations
 - 3.2.1. NIMV in Emergency Settings: Assessing the Risks and Benefits in the Pandemic Context
 - 3.2.2. Patient Selection for NIMV in Emergency Situations: How to Choose the Most Suitable Patients?
- 3.5. Effective Communication in Noninvasive Mechanical Ventilation
 - 3.5.1. Importance of Effective Communication in Health Care
 - 3.5.2. Techniques for Effective Communication with the Patient and their Family
 - 3.5.3. Non-verbal Communication in Noninvasive Mechanical Ventilation
 - 3.5.4. Effective Communication in Chronic NIMV Patient Discharge Planning
- 3.6. Education and Training of Healthcare Personnel for Patients and Family Members in the Management of Home NIMV
- 3.7. Conflicting Situations in the Management of Noninvasive Mechanical Ventilation
 - 3.7.1. Difficulties in the Application of NIMV in Morbidly Obese Patients
 - 3.7.2. Situations of Intolerance to Noninvasive Mechanical Ventilation: Causes and Alternatives
 - 3.7.3. Approach to NIMV in Patients with Advanced Neuromuscular Pathology

- 3.8. NIMV in the Care of the Patient in the Palliative Care Context
 - 3.8.1. Indications and Ethical Considerations
 - 3.8.2. NIMV in Terminally Ill Patients: When to Initiate and When to Discontinue
- 3.9. Innovation in Non-Invasive Mechanical Ventilation
 - 3.9.1. New Technologies in NIMV: Advanced Ventilators and Ventilation Modes
 - 3.9.2. NIMV in Sleep Apnea: Advances and Challenges
 - 3.9.3. NIMV in the Home: Implications and Recommendations for Self-Care
- 3.10. Research in Noninvasive Mechanical Ventilation Management
 - 3.10.1. Design of Studies in Noninvasive Mechanical Ventilation Management
 - 3.10.2. Research
 - 3.10.2.1. Efficacy and Safety of NIMV
 - 3.10.2.2. Quality of Life and Patient Satisfaction
 - 3.10.2.3. Implementation and Dissemination of Guidelines and Recommendations for the Management of NIMV

“

Enroll in this program and get the opportunity to get up to date through formats such as video or interactive summary”

05

Methodology

This academic program offers students a different way of learning. Our methodology uses a cyclical learning approach: **Relearning**.

This teaching system is used, for example, in the most prestigious medical schools in the world, and major publications such as the **New England Journal of Medicine** have considered it to be one of the most effective.



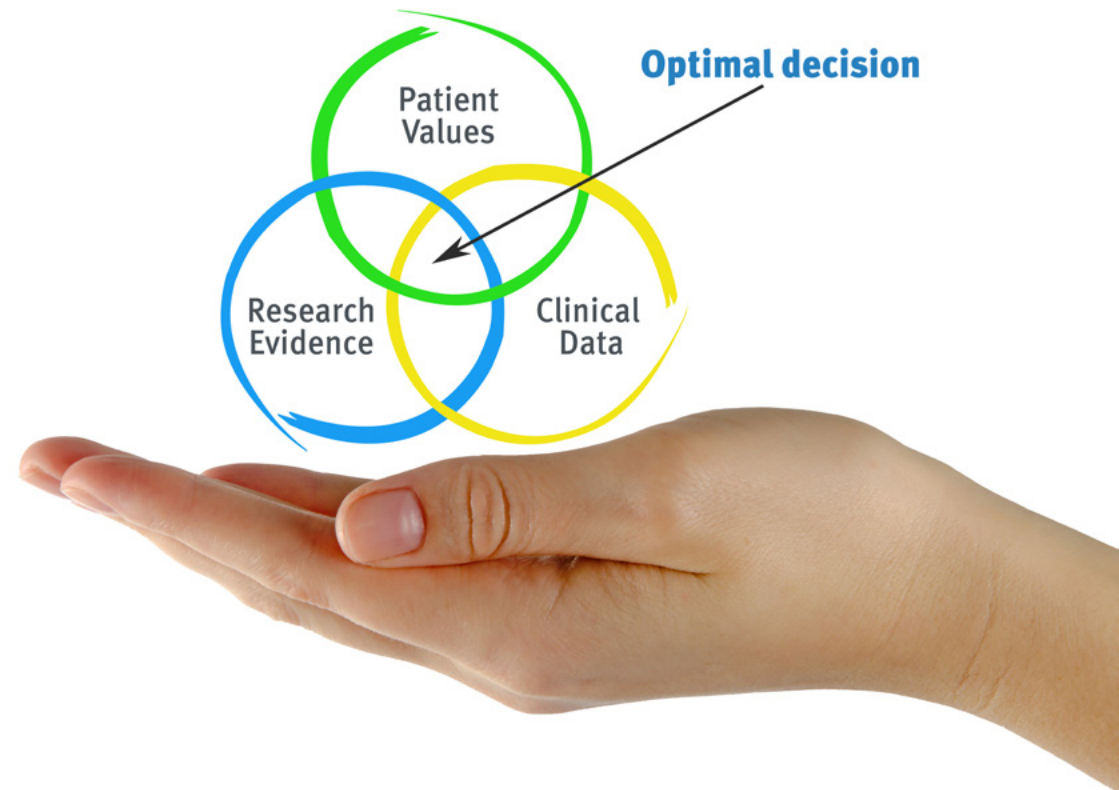
“

Discover Relearning, a system that abandons conventional linear learning, to take you through cyclical teaching systems: a way of learning that has proven to be extremely effective, especially in subjects that require memorization"

At TECH Nursing School we use the Case Method

In a given situation, what should a professional do? Throughout the program, students will face multiple simulated clinical cases, based on real patients, in which they will have to do research, establish hypotheses, and ultimately resolve the situation. There is an abundance of scientific evidence on the effectiveness of the method. Nurses learn better, faster, and more sustainably over time.

With TECH, nurses can experience a learning methodology that is shaking the foundations of traditional universities around the world.



According to Dr. Gérvas, the clinical case is the annotated presentation of a patient, or group of patients, which becomes a "case", an example or model that illustrates some peculiar clinical component, either because of its teaching power or because of its uniqueness or rarity. It is essential that the case is based on current professional life, in an attempt to recreate the real conditions in professional nursing practice.

“

Did you know that this method was developed in 1912, at Harvard, for law students? The case method consisted of presenting students with real-life, complex situations for them to make decisions and justify their decisions on how to solve them. In 1924, Harvard adopted it as a standard teaching method”

The effectiveness of the method is justified by four fundamental achievements:

1. Nurses who follow this method not only grasp concepts, but also develop their mental capacity, by evaluating real situations and applying their knowledge.
2. The learning process has a clear focus on practical skills that allow the nursing professional to better integrate knowledge acquisition into the hospital setting or primary care.
3. Ideas and concepts are understood more efficiently, given that the example situations are based on real-life.
4. Students like to feel that the effort they put into their studies is worthwhile. This then translates into a greater interest in learning and more time dedicated to working on the course.



Relearning Methodology

At TECH we enhance the case method with the best 100% online teaching methodology available: Relearning.

This university is the first in the world to combine case studies with a 100% online learning system based on repetition combining a minimum of 8 different elements in each lesson, which is a real revolution compared to the simple study and analysis of cases.



The nurse will learn through real cases and by solving complex situations in simulated learning environments. These simulations are developed using state-of-the-art software to facilitate immersive learning.

At the forefront of world teaching, the Relearning method has managed to improve the overall satisfaction levels of professionals who complete their studies, with respect to the quality indicators of the best online university (Columbia University).

With this methodology we have trained more than 175,000 nurses with unprecedented success in all specialities regardless of practical workload. Our pedagogical methodology is developed in a highly competitive environment, with a university student body with a strong socioeconomic profile and an average age of 43.5 years old.

Relearning will allow you to learn with less effort and better performance, involving you more in your specialization, developing a critical mindset, defending arguments, and contrasting opinions: a direct equation to success.

In our program, learning is not a linear process, but rather a spiral (learn, unlearn, forget, and re-learn). Therefore, we combine each of these elements concentrically.

The overall score obtained by TECH's learning system is 8.01, according to the highest international standards.



This program offers the best educational material, prepared with professionals in mind:



Study Material

All teaching material is produced by the specialists who teach the course, specifically for the course, so that the teaching content is really specific and precise.

These contents are then applied to the audiovisual format, to create the TECH online working method. All this, with the latest techniques that offer high quality pieces in each and every one of the materials that are made available to the student.



Nursing Techniques and Procedures on Video

We introduce you to the latest techniques, to the latest educational advances, to the forefront of current medical techniques. All of this in direct contact with students and explained in detail so as to aid their assimilation and understanding. And best of all, you can watch them as many times as you want.



Interactive Summaries

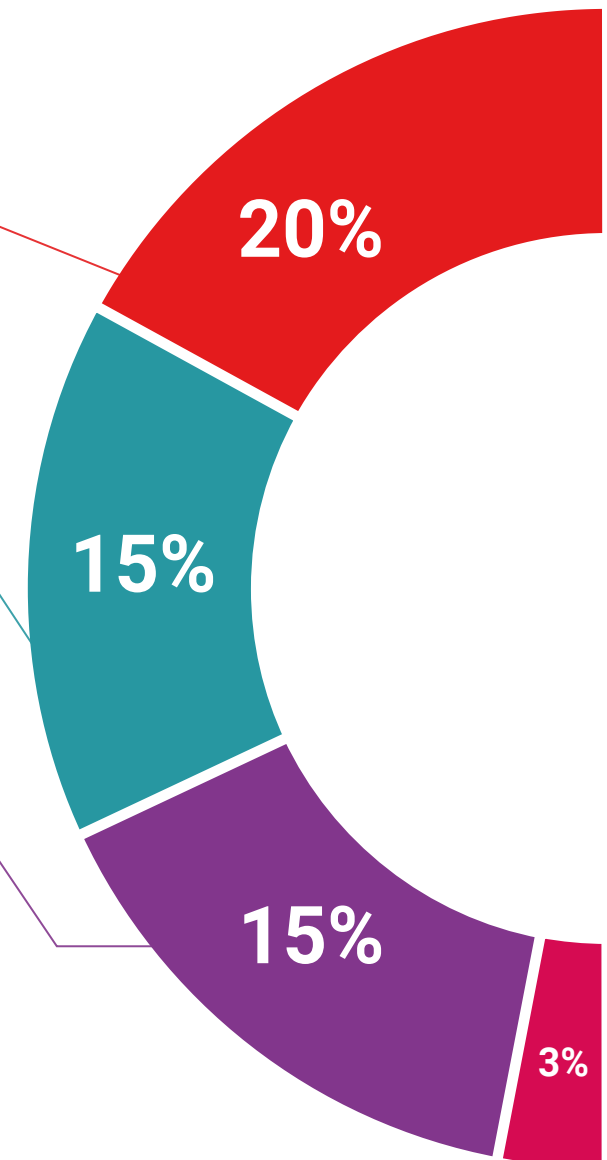
The TECH team presents the contents attractively and dynamically in multimedia lessons that include audio, videos, images, diagrams, and concept maps in order to reinforce knowledge.

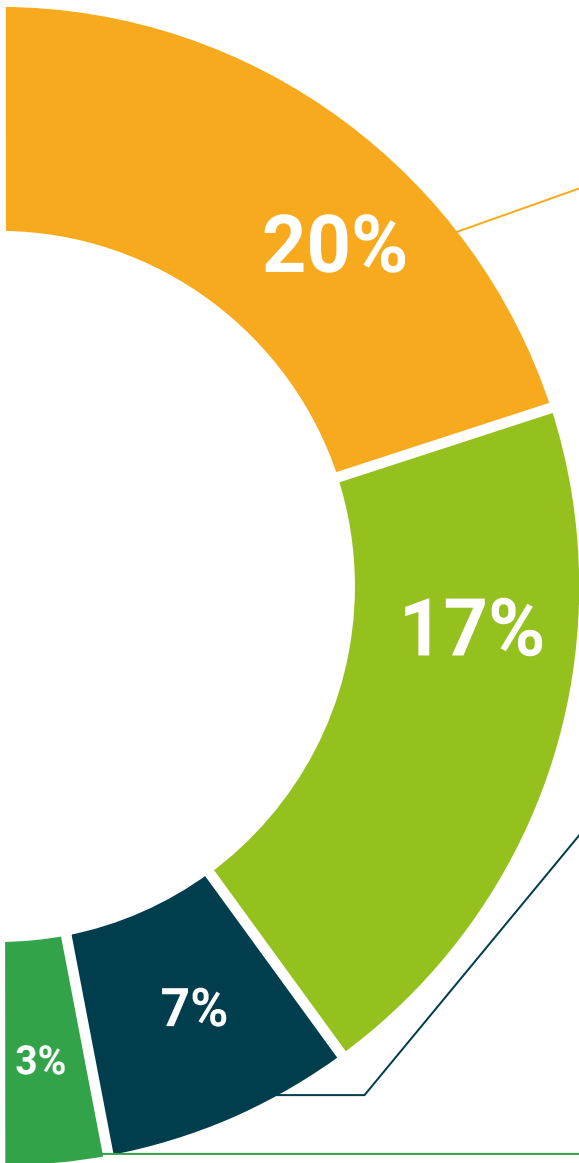
This exclusive educational system for presenting multimedia content was awarded by Microsoft as a "European Success Story".



Additional Reading

Recent articles, consensus documents and international guidelines, among others. In TECH's virtual library, students will have access to everything they need to complete their course.





Expert-Led Case Studies and Case Analysis

Effective learning ought to be contextual. Therefore, TECH presents real cases in which the expert will guide students, focusing on and solving the different situations: a clear and direct way to achieve the highest degree of understanding.



Testing & Retesting

We periodically evaluate and re-evaluate students' knowledge throughout the program, through assessment and self-assessment activities and exercises, so that they can see how they are achieving their goals.



Classes

There is scientific evidence suggesting that observing third-party experts can be useful.

Learning from an Expert strengthens knowledge and memory, and generates confidence in future difficult decisions.



Quick Action Guides

TECH offers the most relevant contents of the course in the form of worksheets or quick action guides. A synthetic, practical, and effective way to help students progress in their learning.



06

Certificate

The Postgraduate Diploma in NIMV Pathology Care and Research for Nursing guarantees students, in addition to the most rigorous and up-to-date education, access to a Postgraduate Certificate issued by TECH Global University.



“

Successfully complete this program and receive your university qualification without having to travel or fill out laborious paperwork”

This program will allow you to obtain your **Postgraduate Diploma in NIMV Pathology Care and Research for Nursing** endorsed by **TECH Global University**, the world's largest online university.

TECH Global University is an official European University publicly recognized by the Government of Andorra ([official bulletin](#)). Andorra is part of the European Higher Education Area (EHEA) since 2003. The EHEA is an initiative promoted by the European Union that aims to organize the international training framework and harmonize the higher education systems of the member countries of this space. The project promotes common values, the implementation of collaborative tools and strengthening its quality assurance mechanisms to enhance collaboration and mobility among students, researchers and academics.

This **TECH Global University** title is a European program of continuing education and professional updating that guarantees the acquisition of competencies in its area of knowledge, providing a high curricular value to the student who completes the program.

Title: **Postgraduate Diploma in NIMV Pathology Care and Research for Nursing**

Modality: **online**

Duration: **6 months**

Credits: **18 ECTS**



*Apostille Convention. In the event that the student wishes to have their paper diploma issued with an apostille, TECH Global University will make the necessary arrangements to obtain it, at an additional cost.

future
health confidence people
education information tutors
guarantee accreditation teaching
institutions technology learning
community commitment
personalized service innovation
knowledge present
development languages
virtual classroom



Postgraduate Diploma
NIMV Pathology Care
and Research for Nursing

- » Modality: online
- » Duration: 6 months
- » Certificate: TECH Global University
- » Credits: 18 ECTS
- » Schedule: at your own pace
- » Exams: online

Postgraduate Diploma NIMV Pathology Care and Research for Nursing

