

Postgraduate Diploma

Major Medical Pathologies During
Pregnancy: Particularities, Diagnosis
and Treatment for Nursing





Postgraduate Diploma Major Medical Pathologies During Pregnancy: Particularities, Diagnosis and Treatment for Nursing

- » Modality: online
- » Duration: 6 months
- » Certificate: TECH Global University
- » Credits: 18 ECTS
- » Schedule: at your own pace
- » Exams: online

Website: www.techtute.com/us/nursing/postgraduate-diploma/postgraduate-diploma-major-medical-pathologies-during-pregnancy-particularities-diagnosis-treatment-nursing

Index

01

Introduction

p. 4

02

Objectives

p. 8

03

Course Management

p. 12

04

Structure and Content

p. 16

05

Methodology

p. 24

06

Certificate

p. 32

01

Introduction

Pathology in pregnancy is one of the basic pillars of obstetrics and research. Numerous protocols have changed radically in recent years due to technological advances and new research. With this complete Postgraduate Diploma, the student will be able to incorporate the most up to date knowledge in this area, considerably improving his or her capacity and efficiency in health care.





“

The most complete specialization in the Major Medical Pathologies During Pregnancy: Particularities, Diagnosis and Treatment for Nursing, from the entire teaching market: a broad and complete Postgraduate Diploma, unique in its specialty"

Nowadays, more and more pregnant women suffer from diseases or ailments in the digestive system, including all those that may affect from the pregnant woman's mouth to the intestine and rectum. Autoimmune diseases, which also affect the digestive system, are becoming more and more frequent and there are few studies and little experience of their management in pregnant women.

This Postgraduate Diploma will integrate the knowledge so that the student can manage this type of problems in pregnant women, always based on the best evidence.

Some of the pathologies of the digestive system are potentially fatal in pregnant women and fetuses, so it is extremely important that practitioners know how to prevent them as much as possible, as well as how to treat and diagnose them. Likewise, topics as important from the obstetric point of view as hepatopathies and intrahepatic cholestasis of pregnancy, one of the pathologies that, due to its importance and recurrence, has been the object of study of nurses and obstetricians for decades, will be discussed.

Other issues of vital importance due to their potential complications are hyperemesis gravidarum. During the study of this Postgraduate Diploma, the student will acquire knowledge about dermatological pathology in pregnancy, the management of which is of vital importance when making a differential diagnosis.

The most novel aspect of this module is the study of autoimmune diseases affecting pregnancy. More and more people are suffering from this type of disease, often unknown and with an uncertain prognosis.

This Postgraduate Diploma will also study neurological pathology in pregnancy, another of the most studied topics in obstetrics due to its importance and incidence.

Other fundamental topics that we will address in this Postgraduate Diploma are seasonal flu, a very important pathology during pregnancy, due to its enormous incidence due to gestational immunosuppression, and its numerous potential complications, or bronchial asthma, one of the most frequent pathologies during pregnancy.

Another special feature of this complete Postgraduate Diploma is the approach to tropical and subtropical diseases.

This **Postgraduate Diploma in Major Medical Pathologies During Pregnancy: Particularities, Diagnosis and Treatment for Nursing** contains the most complete and up-to-date scientific program on the market. The most important features include:

- ◆ Latest technology in online teaching software
- ◆ Highly visual teaching system, supported by graphic and schematic contents that are easy to assimilate and understand
- ◆ Practical cases presented by practicing experts
- ◆ State-of-the-art interactive video systems
- ◆ Teaching supported by telepractice
- ◆ Continuous updating and recycling systems
- ◆ Self-regulating learning: full compatibility with other occupations
- ◆ Practical exercises for self-evaluation and learning verification
- ◆ Support groups and educational synergies: questions to the expert, debate and knowledge forums
- ◆ Communication with the teacher and individual reflection work
- ◆ Content that is accessible from any fixed or portable device with an
- ◆ Internet connection
- ◆ Supplementary documentation databases are permanently available, even after the course



Become a highly qualified practitioner with this unique Postgraduate Diploma in Major Medical Pathologies During Pregnancy: Particularities, Diagnosis and Treatment for Nursing

“

Get a complete and adequate Postgraduate Diploma in Major Pathologies During Pregnancy: Particularities, Diagnosis and Treatment for Nursing, with this program of high formative efficiency and opens new paths to your professional progress"

Our teaching staff is made up of professionals from different fields related to this specialty. In this way, we ensure that we provide you with the educational update we are aiming for. A multidisciplinary team of professionals trained and experienced in different environments, who will cover the theoretical knowledge in an efficient way, but, above all, will put the practical knowledge derived from their own experience at the service of the course: one of the differential qualities of this course.

Mastery of the subject matter is complemented by the effectiveness of the methodological design of this professional Postgraduate Diploma in Major Pathologies During Pregnancy: Particularities, Diagnosis and Treatment for Nursing, developed by a multidisciplinary team of e-learning experts, integrates the latest advances in educational technology. This way, you will be able to study with a range of comfortable and versatile multimedia tools that will give you the operability you need in your training.

The design of this program is based on Problem-Based Learning: an approach that conceives learning as a highly practical process. To achieve this remotely, we will use telepractice: with the help of an innovative interactive video system, and learning from an expert, you will be able to acquire the knowledge as if you were actually dealing with the scenario you are learning about. A concept that will allow you to integrate and fix learning in a more realistic and permanent way.

A Postgraduate Diploma that will enable you to face the most complex situations in the area of Major Medical Pathologies During Pregnancy: Particularities, Diagnosis and Treatment for Nursing, with the solvency of a high level professional.

With the experience of experienced practitioners who will contribute their expertise in this area to the Postgraduate Diploma, making this specialization a unique opportunity for professional growth.



02 Objectives

Our objective is to train highly qualified professionals for work experience. An objective that is complemented, moreover, in a global manner, by promoting human development that lays the foundations for a better society. This objective is focused on helping medical professionals reach a much higher level of expertise and control. A goal that, in just six months, you will be able to achieve with a highly intensive and precise course.





“

If your goal is to reorient your skills towards new paths of success and development, this is the Postgraduate Diploma for you: a specialization that aspires to excellence”



General Objectives

- Update the student's knowledge in everything related to the pathology of the digestive system and its interaction with pregnancy
- Inform about the medication of digestive pathologies and their possible teratogenesis
- Integrate the diagnostic difficulties of digestive diseases in pregnancy due to the physiological changes that occur during pregnancy
- The student will be trained in depth in neurological pathology and its relationship with pregnancy
- Incorporate knowledge related to musculoskeletal conditions that pregnant women are susceptible to
- Instruct about autoimmune diseases and their importance in pregnancy
- The student will study autoimmune and rheumatic pathologies that are common in pregnancy
- The student will acquire knowledge of all respiratory diseases that affect pregnancy
- You will learn about the main urological pathologies that affect pregnancy
- You will acquire knowledge about tropical and subtropical diseases that are becoming more and more frequent in our country



A way of specialization and professional growth that will also provide you with greater competitiveness in the labor market"





Specific Objectives

- ◆ Update on some of the most frequent pathologies in pregnancy, such as hyperemesis gravidarum, a pathology that occurs frequently in pregnancy, and which is the object of the work of nurses in emergency and high obstetric risk units.
- ◆ Know the importance of the early diagnosis of pathologies such as intrahepatic cholestasis of pregnancy, which can have fatal consequences if not treated correctly. Nurses work with these patients on a daily basis in all inpatient units as well as in primary care.
- ◆ They will broaden their knowledge of viral hepatitis in pregnancy, which, due to its special considerations in childbirth, is the object of detailed study by nursing professionals
- ◆ Describe the pathology that affects gastric discomfort during pregnancy, such as reflux, an issue for which pregnant women consult throughout pregnancy on numerous occasions. Describe the main hygienic measures to combat it
- ◆ Broaden knowledge in neurological pathologies that are in continuous research and evolution, such as multiple sclerosis, a complex pathology in which nursing professionals must have specialization to perform a correct clinical and psychological approach
- ◆ Update knowledge on antiepileptic medication, since many of these drugs are teratogenic, and are the subject of consultation by patients
- ◆ Study dermatological pathology in depth, which will allow the student to be able to perform an adequate approach in emergency and consultation units. It is of utmost importance to know how to refer important dermatological problems and to be aware of the physiological changes that occur during pregnancy
- ◆ Analyze the autoimmune diseases that affect pregnancy, since many of them are an indication for an early termination of pregnancy, such as lupus and antiphospholipid syndrome. The protocols for these pathologies are constantly being updated
- ◆ Instruct on musculoskeletal pathology, since despite not being generally serious, it is something that affects the majority of pregnant women who consult for solutions, so nursing professionals must be properly trained to be able to offer effective solutions
- ◆ Get up to date knowledge of bronchial asthma in pregnancy, since it is estimated that 1% of pregnant women suffer from it, being the most frequent respiratory pathology
- ◆ Increase understanding of the influenza virus and its influence during pregnancy, both due to the main complications it causes, and because it is the subject of numerous hospital admissions
- ◆ Learn how to make a differential diagnosis between the different urological and renal pathologies, which are very frequent during pregnancy, so much so that asymptomatic bacteriuria is screened and nursing professionals must know how and when it should be performed
- ◆ Learn about the effects of tropical and subtropical diseases on the fetus and gestation in general, since this is a new topic that is under continuous study. In some protocols, some of these microorganisms are being screened in the serology of pregnant women

03

Course Management

For our course to be of the highest quality, we are proud to work with a teaching staff of the highest level, chosen for their proven track record. Professionals from different areas and fields of expertise that make up a complete, multidisciplinary team. A unique opportunity to learn from the best.



“

An impressive teaching staff, made up of practicing professionals, will be in charge of accompanying you throughout your specialization: a unique occasion not to be missed"

International Guest Director

Dr. Christelle Vauloup Fellous is an internationally recognized virologist who has served as Vice-President of the Research Group on Infections during Pregnancy (GRIG) in France. She has been a member of prestigious scientific societies, such as the European Society of Clinical Virology, the French Society of Microbiology (SFL) and the French Society of Infectious Pathology (SPILF).

She has also been Coordinator of the National Reference Center (CNR) for Maternal-Fetal Rubeolar Infections, where she has played a crucial role in the centralization and improvement of diagnostics related to this disease. She has also been Head of the World Health Organization (WHO) National Reference Laboratory for Rubella, consolidating her position as an authority in the investigation and management of viral infections affecting pregnant women and their children.

In addition to her responsibilities in the field of Rubella, she has become a key figure in serological and prenatal diagnosis in hospital centers in France. In fact, her work in this field has allowed her to significantly improve the detection and treatment of infections during pregnancy. She is also an active member of several working groups for the French Ministry of Health, where she has contributed to the implementation of protocols for the systematic detection of Cytomegalovirus (CMV) in gamete and embryo donors, as well as in pregnant women.

Throughout her career, Dr. Christelle Vauloup Fellous has been a prolific author and researcher, with outstanding publications exploring topics such as transplacental transfer of neutralizing anti-SARS-CoV-2 antibodies and the prevalence of maternal and congenital toxoplasmosis. In this regard, her work has had a direct impact on improving maternal-fetal health globally.



Dra.Christell Vauloup Fellous

- ♦ Vice-President of the Research Group on Infections during Pregnancy (GRIG), France
- ♦ Coordinator of the National Reference Center (CNR) for Maternal-Fetal Rubellar Infections
- ♦ Head of the WHO National Reference Laboratory for Rubella
- ♦ Head of Serological and Prenatal Diagnosis in Hospital Centers
- ♦ Member of the Working Group on Cytomegalovirus Detection in Gamete and Embryo Donors (French Ministry of Health)
- ♦ Member of the Working Group on Systematic Detection of CMV Infection during Pregnancy (French Ministry of Health)
- ♦ Member of the Working Group on Implementation of Compulsory Rubella Declaration (French Ministry of Health)
- ♦ Member of the Working Group on Prevention of Cytomegalovirus Infection in Pregnant Women (French Ministry of Health)
- ♦ Doctor in Virology, University Pierre and Marie Curie
- ♦ Master's Degree in Medical Virology, Denis Diderot University, France
- ♦ Degree in Pharmacy from the University Paris-Sud
- ♦ Degree in Biology from the University Paris-Sud
- ♦ Member of: French Society of Microbiology (SFL), Francophone Society of Infectious Pathology (SPILF), European Society of Clinical Virology

“

Thanks to TECH you will be able to learn with the best professionals in the world"

International Guest Director

Dr. Leah McCoy is a specialist in **Nursing** and **Obstetrics** and holds the position of **Director of the Obstetric Nursing Education Program** at the Mayo Clinic in Minnesota, United States. Here she seeks to provide an innovative pathway for nurses to pursue a career as a **midwife**. With a special interest in ensuring quality care, she has dedicated herself to overseeing patient safety.

After a long career as an **Obstetric Nurse**, she has specialized in outpatient cervical dilation, postpartum hemorrhage management and obstetric emergencies. One of her main responsibilities has been **delivery care**, but she has also dedicated herself to **prenatal care** and the general health of the pregnant woman. In addition, she has experience as a trainer for professionals who wish to specialize in this branch of nursing.

In addition, Dr. Leah McCoy has been a member of the United States **Navy Nurse Corps**. After working for several years as a midwife, she decided to broaden her knowledge and enlisted with the motivation to travel while providing a service for her country. With her recognized expertise, she is also a member of the **American Board of Midwifery Certification** and a Fellow of the **American College of Obstetric Nurses**.

In the field of research, she has worked on various projects in the area of **Obstetrics**. Some of the studies in which she has participated have focused on analyzing weight gain during gestation or applying intermittent auscultation in low-risk women. She has also collaborated in a project to reduce the duration of labor induction in order to reduce by 10% the length of stay prior to delivery of the baby.



Dr. McCoy, Leah

- Director of the Obstetric Nursing Education Program at Mayo Clinic, Minnesota, United States
 - Nurse in the Department of Obstetrics and Gynecology at Mayo Clinic
 - Instructor of the Obstetrics and Gynecology Area of the Mayo Clinic
 - Doctorate in Obstetrical Nursing from Baylor University
 - Graduate Degree in Nursing from Marquette University
- Member of: American College of Obstetric Nurses, U.S. Navy Nurse Corps

“

Thanks to TECH you will be able to learn with the best professionals in the world"

Management



Dr. Hernando Orejudo, Isabel

- ♦ Nurse from the Autonomous University of Madrid
- ♦ Midwife in Hospital in San Carlos Clinical Hospital

Ms. De Miguel González, María José

- ♦ Midwife. Currently a midwife at Hospital San Carlos

Ms. De la Torre Arandilla, Ana

- ♦ Midwife. Currently a midwife at the University Hospital Puerta de Hierro and Hospital la Milagrosa.

Ms. Hernández Lachehab, Sonia

- ♦ Midwife. Currently a nurse at SAR Meco

Mr. Márquez Espinar, Gumersindo

- ♦ Midwife and podiatrist. Currently a midwife at Hospital San Carlos



“

An impressive teaching staff, made up of practicing professionals, will be in charge of accompanying you throughout your specialization: a unique occasion not to be missed”

04

Structure and Content

The contents of this Postgraduate Diploma have been developed by the different experts of this Postgraduate Certificate with a clear purpose: to ensure that our students acquire each and every one of the necessary skills to become true experts in this field.

A complete and well-structured program that will take you to the highest standards of quality and success.



“

A comprehensive teaching program, structured in well-developed teaching units, oriented towards learning that is compatible with your personal and professional life"

Module 1. Pregnant Woman with Pathology derived from the Digestive System

- 1.1. Neurovegetative Disorders
 - 1.1.1. Appetite Disorders
 - 1.1.2. Hypersalivation
 - 1.1.3. Nausea and Vomiting (hyperemesis gravidarum will be described in a separate chapter due to its importance and incidence in pregnancy)
- 1.2. Hyperemesis Gravidarum
 - 1.2.1. Concept
 - 1.2.2. Etiopathogenesis
 - 1.2.3. Clinical Manifestations
 - 1.2.4. Diagnosis
 - 1.2.5. Treatment and Care
- 1.3. Mouth Disorders
 - 1.3.1. Cavities During Pregnancy
 - 1.3.2. Epulis Gravidarum
 - 1.3.3. Gingivitis
 - 1.3.4. Perimyolysis
 - 1.3.5. Xerostomia
- 1.4. Pyrosis and Peptic Ulcers in Pregnant Women
 - 1.4.1. Concept
 - 1.4.2. Effect of Pregnancy on Heartburn and Peptic Ulcers
 - 1.4.3. Treatment and Hygienic Precautions
- 1.5. Constipation in Pregnancy
 - 1.5.1. Definition: ROMA criteria
 - 1.5.2. Etiology
 - 1.5.3. Diagnosis
 - 1.5.4. Treatment
 - 1.5.4.1. Non-Pharmacological Treatment
 - 1.5.4.2. Pharmacological Treatment



- 1.6. Inflammatory Bowel Disease
 - 1.6.1. Crohn's Disease
 - 1.6.1.1. Preconception Counseling
 - 1.6.1.2. Impact of Gestation on the Disease
 - 1.6.1.3. Diagnosis during Pregnancy
 - 1.6.1.4. Treatment
 - 1.6.2. Ulcerative Colitis
 - 1.6.2.1. Preconception Counseling
 - 1.6.2.2. Impact of Gestation on the Disease
 - 1.6.2.3. Diagnosis during Pregnancy
 - 1.6.2.4. Treatment
- 1.7. Appendicitis and Intestinal Obstruction
 - 1.7.1. Acute Appendicitis
 - 1.7.1.1. Concept
 - 1.7.1.2. Special Diagnostic Considerations in Pregnancy
 - 1.7.1.3. Treatment
 - 1.7.2. Intestinal Obstruction
 - 1.7.2.1. Concept
 - 1.7.2.2. Special Diagnostic Considerations in Pregnancy
 - 1.7.2.3. Treatment
- 1.8. Gallbladder and Liver Pathology: (intrahepatic cholestasis in pregnancy and chronic viral hepatitis are treated in a separate chapter due to their importance in pregnancy)
 - 1.8.1. Cholecystitis
 - 1.8.1.1. Special Considerations and Management in Gestation
 - 1.8.2. Cholelithiasis
 - 1.8.2.1. Special Considerations and Management in Gestation
 - 1.8.3. Fatty Liver or Acute Hepatic Degeneration
 - 1.8.3.1. Definition and Etiology
 - 1.8.3.2. Clinical Presentation
 - 1.8.3.3. Diagnosis
 - 1.8.3.4. Treatment
- 1.9. Intrahepatic Cholestasis of Pregnancy
 - 1.9.1. Concept
 - 1.9.2. Clinical Presentation
 - 1.9.3. Diagnosis
 - 1.9.4. Treatment
 - 1.9.5. Fetal Impact and Prognosis
- 1.10. Chronic viral hepatitis and Gestation
 - 1.10.1. Hepatitis B
 - 1.10.1.1. Epidemiology
 - 1.10.1.2. Diagnosis and Screening
 - 1.10.1.3. Clinical Management
 - 1.10.1.4. Delivery of an HIV-positive Woman
 - 1.10.1.5. Neonatal Care and Vertical Infection
 - 1.10.2. Hepatitis C
 - 1.10.2.1. Epidemiology
 - 1.10.2.2. Diagnosis and Screening
 - 1.10.2.3. Clinical Management
 - 1.10.2.4. Delivery of an HIV-positive Woman
 - 1.10.2.5. Neonatal Care and Vertical Infection
- 1.11. Pancreas
 - 1.11.1. Acute Pancreatitis in Pregnancy
 - 1.11.1.1. Definition and Risk Factors
 - 1.11.1.2. Clinical Presentation
 - 1.11.1.3. Treatment

Module 2. Pregnant with neurological, musculoskeletal, dermatological and autoimmune problems

- 2.1. Epilepsy
 - 2.1.1. Management and Treatment Compatible with Gestation: Preconception Counseling
 - 2.1.2. Effects of Epilepsy on Pregnancy
 - 2.1.3. Effects of Pregnancy on Epilepsy
 - 2.1.4. Crisis Management during Childbirth
 - 2.1.5. Newborns of Epileptic Mothers: Malformations and Congenital Anomalies
- 2.2. Multiple Sclerosis (MS)
 - 2.2.1. Effects of MS on Pregnancy
 - 2.2.2. Effects of Pregnancy on MS
 - 2.2.3. Clinical Management during Gestation and Pharmacotherapy
 - 2.2.4. Clinical Management during Labor
 - 2.2.5. The Postpartum Period in Women with Multiple Sclerosis
- 2.3. Peripheral Neuropathies
 - 2.3.1. Carpal Tunnel Syndrome
 - 2.3.2. Radiculopathies: Lumbalgias and Sciatalgias
 - 2.3.3. Herniated Disc
 - 2.3.4. Bell's Palsy
 - 2.3.5. Meralgia Paresthetica
 - 2.3.6. Cyphoscoliosis
- 2.4. Spinal Cord Injuries
 - 2.4.1. Clinical Management of Women with a Spinal Cord Injury during Pregnancy
 - 2.4.2. Clinical Management during Labor. Epidural Analgesia
 - 2.4.3. Specific Considerations during the Postpartum Period
- 2.5. Other Neurological Pathologies present during Gestation
 - 2.5.1. Migraine and headaches
 - 2.5.2. Guillén-Barré syndrome
 - 2.5.3. Myasthenia Gravis
 - 2.5.4. Cerebrovascular diseases
 - 2.5.5. Brain Neoplasms
- 2.6. Dermatological Problems during Pregnancy
 - 2.6.1. Dermatological Changes during Pregnancy
 - 2.6.1.1. Stretch Marks
 - 2.6.1.2. Hyperpigmentation of Pregnancy: Melasma Gravidarum and Nevus
 - 2.6.2. Vascular Changes
 - 2.6.2.1. Spider Veins
 - 2.6.2.2. Palmar Erythema
 - 2.6.2.3. Haemangiomas
- 2.7. Specific Dermatopathologies of Pregnancy
 - 2.7.1. Herpes Gestationis
 - 2.7.1.1. Clinical Presentation
 - 2.7.1.2. Diagnosis
 - 2.7.1.3. Differential Diagnosis
 - 2.7.1.4. Prognosis
 - 2.7.1.5. Treatment
 - 2.7.2. Impetigo Herpetiformis
 - 2.7.2.1. Clinical Presentation
 - 2.7.2.2. Diagnosis
 - 2.7.2.3. Differential Diagnosis
 - 2.7.2.4. Prognosis
 - 2.7.2.5. Treatment
 - 2.7.3. Prurigo Gestationis
 - 2.7.3.1. Clinical Presentation
 - 2.7.3.2. Diagnosis
 - 2.7.3.3. Differential Diagnosis
 - 2.7.3.4. Prognosis
 - 2.7.3.5. Treatment
 - 2.7.4. Papular Dermatitis of Pregnancy
 - 2.7.4.1. Clinical Presentation
 - 2.7.4.2. Diagnosis
 - 2.7.4.3. Differential Diagnosis
 - 2.7.4.4. Prognosis
 - 2.7.4.5. Treatment

- 2.7.5. Polymorphous rash in Pregnancy
 - 2.7.5.1. Clinical Presentation
 - 2.7.5.2. Diagnosis
 - 2.7.5.3. Differential Diagnosis
 - 2.7.5.4. Prognosis
 - 2.7.5.5. Treatment
- 2.8. Systemic Lupus Erythematosus and Pregnancy
 - 2.8.1. Preconception Check-up
 - 2.8.2. Check-ups during Gestation
 - 2.8.2.1. First Trimester
 - 2.8.2.2. Second Trimester
 - 2.8.2.3. Third Trimester
 - 2.8.3. Childbirth and Postpartum
- 2.9. (Antiphospholipid Syndrome APS)
 - 2.9.1. Concept
 - 2.9.2. Pregestational Monitoring of Women with APS
 - 2.9.3. Pregestational Monitoring of Women with APS
 - 2.9.4. Treatment
 - 2.9.5. Childbirth and Postpartum
- 2.10. Rheumatoid arthritis
 - 2.10.1. Concept
 - 2.10.2. How Rheumatoid Arthritis affects Gestation
 - 2.10.3. How Gestation affects Rheumatoid Arthritis
 - 2.10.4. Treatment

Module 3. Pregnant with Respiratory and Urological/Renal Problems. Tropical and Subtropical Diseases

- 3.1. Bronchial Asthma
 - 3.1.1. Concept
 - 3.1.2. Bronchial Asthma during Gestation
 - 3.1.3. Treatment
 - 3.1.4. Asthmatic Crisis and Clinical Management
 - 3.1.5. Observations in the delivery of a pregnant woman with bronchial asthma
- 3.2. Community-acquired Pneumonia and Aspiration Pneumonia
 - 3.2.1. Etiology
 - 3.2.2. Treatment
 - 3.2.3. Specific Factors during Gestation
 - 3.2.4. Newborn from a Mother with Pneumonia
- 3.3. Influenza
 - 3.3.1. Etiology
 - 3.3.2. Prevention
 - 3.3.3. Pregnancy Issues
 - 3.3.4. Treatment
 - 3.3.5. Criteria for Hospitalization
 - 3.3.6. Newborn from a Mother with Influenza
- 3.4. Asymptomatic Bacteriuria
 - 3.4.1. Concept
 - 3.4.2. Etiology
 - 3.4.3. Diagnostic Criteria
 - 3.4.4. Treatment
- 3.5. Acute Cystitis and Urethral Syndrome
 - 3.5.1. Concept
 - 3.5.2. Etiology
 - 3.5.3. Diagnostic Criteria
 - 3.5.4. Treatment
 - 3.5.5. Follow up

05 Methodology

This academic program offers students a different way of learning. Our methodology uses a cyclical learning approach: **Relearning**.

This teaching system is used, for example, in the most prestigious medical schools in the world, and major publications such as the **New England Journal of Medicine** have considered it to be one of the most effective.





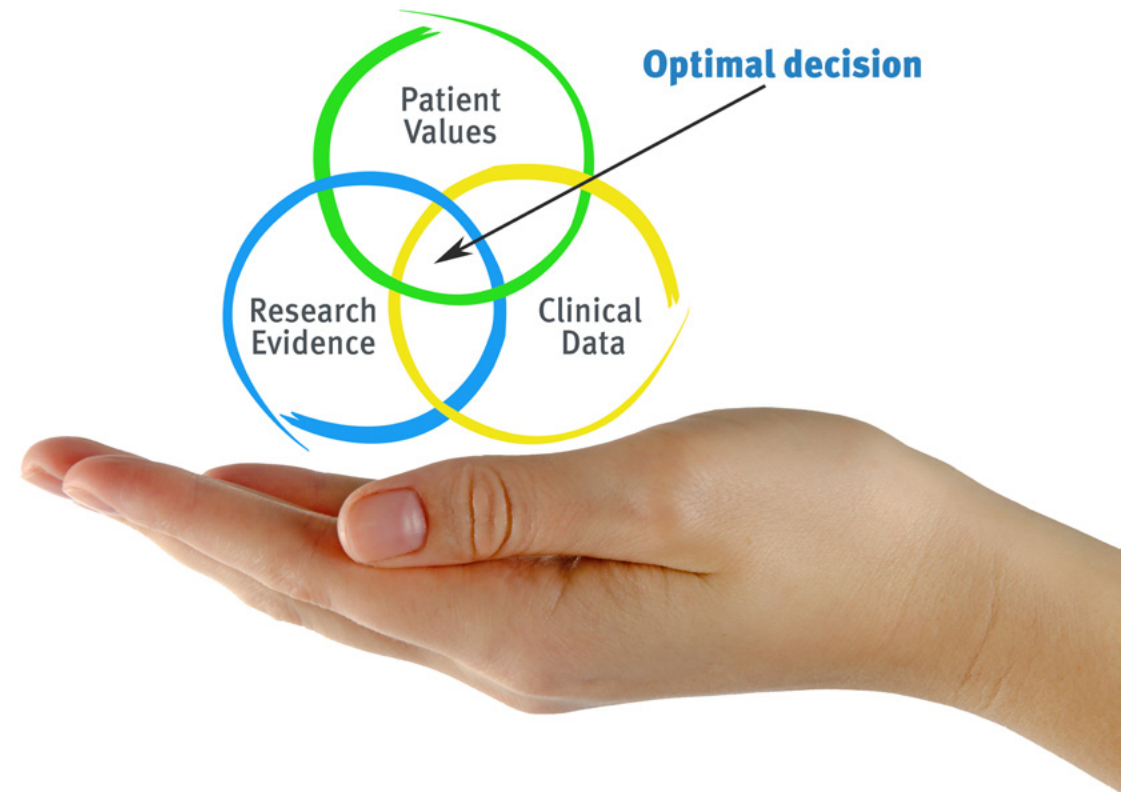
“

Discover Relearning, a system that abandons conventional linear learning, to take you through cyclical teaching systems: a way of learning that has proven to be extremely effective, especially in subjects that require memorization"

At TECH Nursing School we use the Case Method

In a given situation, what should a professional do? Throughout the program, students will face multiple simulated clinical cases, based on real patients, in which they will have to do research, establish hypotheses, and ultimately resolve the situation. There is an abundance of scientific evidence on the effectiveness of the method. Nurses learn better, faster, and more sustainably over time.

With TECH, nurses can experience a learning methodology that is shaking the foundations of traditional universities around the world.



According to Dr. Gérvas, the clinical case is the annotated presentation of a patient, or group of patients, which becomes a "case", an example or model that illustrates some peculiar clinical component, either because of its teaching power or because of its uniqueness or rarity. It is essential that the case is based on current professional life, in an attempt to recreate the real conditions in professional nursing practice.

“

Did you know that this method was developed in 1912, at Harvard, for law students? The case method consisted of presenting students with real-life, complex situations for them to make decisions and justify their decisions on how to solve them. In 1924, Harvard adopted it as a standard teaching method”

The effectiveness of the method is justified by four fundamental achievements:

1. Nurses who follow this method not only grasp concepts, but also develop their mental capacity, by evaluating real situations and applying their knowledge.
2. The learning process has a clear focus on practical skills that allow the nursing professional to better integrate knowledge acquisition into the hospital setting or primary care.
3. Ideas and concepts are understood more efficiently, given that the example situations are based on real-life.
4. Students like to feel that the effort they put into their studies is worthwhile. This then translates into a greater interest in learning and more time dedicated to working on the course.



Relearning Methodology

At TECH we enhance the case method with the best 100% online teaching methodology available: Relearning.

This university is the first in the world to combine case studies with a 100% online learning system based on repetition combining a minimum of 8 different elements in each lesson, which is a real revolution compared to the simple study and analysis of cases.



The nurse will learn through real cases and by solving complex situations in simulated learning environments. These simulations are developed using state-of-the-art software to facilitate immersive learning.

At the forefront of world teaching, the Relearning method has managed to improve the overall satisfaction levels of professionals who complete their studies, with respect to the quality indicators of the best online university (Columbia University).

With this methodology we have trained more than 175,000 nurses with unprecedented success in all specialities regardless of practical workload. Our pedagogical methodology is developed in a highly competitive environment, with a university student body with a strong socioeconomic profile and an average age of 43.5 years old.

Relearning will allow you to learn with less effort and better performance, involving you more in your specialization, developing a critical mindset, defending arguments, and contrasting opinions: a direct equation to success.

In our program, learning is not a linear process, but rather a spiral (learn, unlearn, forget, and re-learn). Therefore, we combine each of these elements concentrically.

The overall score obtained by TECH's learning system is 8.01, according to the highest international standards.



This program offers the best educational material, prepared with professionals in mind:



Study Material

All teaching material is produced by the specialists who teach the course, specifically for the course, so that the teaching content is really specific and precise.

These contents are then applied to the audiovisual format, to create the TECH online working method. All this, with the latest techniques that offer high quality pieces in each and every one of the materials that are made available to the student.



Nursing Techniques and Procedures on Video

We introduce you to the latest techniques, to the latest educational advances, to the forefront of current medical techniques. All of this in direct contact with students and explained in detail so as to aid their assimilation and understanding. And best of all, you can watch them as many times as you want.



Interactive Summaries

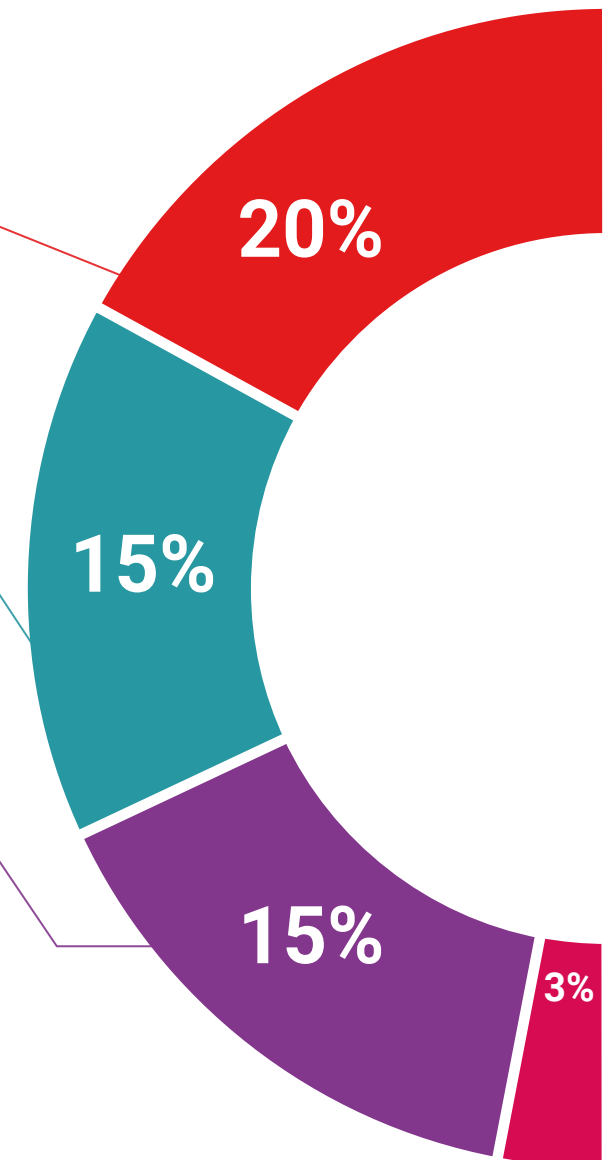
The TECH team presents the contents attractively and dynamically in multimedia lessons that include audio, videos, images, diagrams, and concept maps in order to reinforce knowledge.

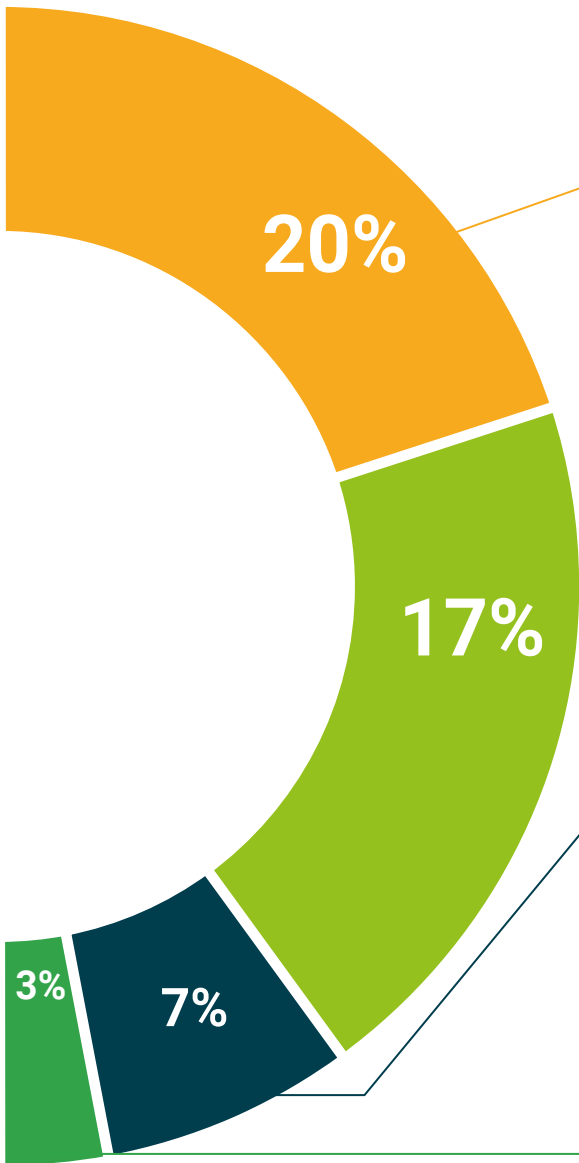
This exclusive educational system for presenting multimedia content was awarded by Microsoft as a "European Success Story".



Additional Reading

Recent articles, consensus documents and international guidelines, among others. In TECH's virtual library, students will have access to everything they need to complete their course.





Expert-Led Case Studies and Case Analysis

Effective learning ought to be contextual. Therefore, TECH presents real cases in which the expert will guide students, focusing on and solving the different situations: a clear and direct way to achieve the highest degree of understanding.



Testing & Retesting

We periodically evaluate and re-evaluate students' knowledge throughout the program, through assessment and self-assessment activities and exercises, so that they can see how they are achieving their goals.



Classes

There is scientific evidence suggesting that observing third-party experts can be useful.
Learning from an Expert strengthens knowledge and memory, and generates confidence in future difficult decisions.



Quick Action Guides

TECH offers the most relevant contents of the course in the form of worksheets or quick action guides. A synthetic, practical, and effective way to help students progress in their learning.



06

Certificate

The Postgraduate Diploma in Major Medical Pathologies During Pregnancy: Particularities, Diagnosis and Treatment for Nursing guarantees students, in addition to the most rigorous and up-to-date education, access to a Postgraduate Diploma issued by TECH Global University.





“

Include in your specialization a Postgraduate Diploma in Major Medical Pathologies During Pregnancy: Particularities, Diagnosis and Treatment for Nursing: a highly qualified added value for any professional in this area"

This private qualification will allow you to obtain a **Postgraduate Diploma in Major Medical Pathologies During Pregnancy: Particularities, Diagnosis and Treatment for Nursing** endorsed by **TECH Global University**, the world's largest online university.

TECH Global University is an official European University publicly recognized by the Government of Andorra ([official bulletin](#)). Andorra is part of the European Higher Education Area (EHEA) since 2003. The EHEA is an initiative promoted by the European Union that aims to organize the international training framework and harmonize the higher education systems of the member countries of this space. The project promotes common values, the implementation of collaborative tools and strengthening its quality assurance mechanisms to enhance collaboration and mobility among students, researchers and academics.

This **TECH Global University** private qualification is a European program of continuing education and professional updating that guarantees the acquisition of competencies in its area of knowledge, providing a high curricular value to the student who completes the program.

Title: **Postgraduate Diploma in Major Medical Pathologies During Pregnancy: Particularities, Diagnosis and Treatment for Nursing**

Modality: **online**

Duration: **6 months**

Accreditation: **18 ECTS**



*Apostille Convention. In the event that the student wishes to have their paper diploma issued with an apostille, TECH Global University will make the necessary arrangements to obtain it, at an additional cost.



Postgraduate Diploma
Major Medical Pathologies
During Pregnancy:
Particularities, Diagnosis
and Treatment for Nursing

- » Modality: online
- » Duration: 6 months
- » Certificate: TECH Global University
- » Credits: 18 ECTS
- » Schedule: at your own pace
- » Exams: online

Postgraduate Diploma

Major Medical Pathologies During
Pregnancy: Particularities, Diagnosis
and Treatment for Nursing

