

Postgraduate Diploma

Imported Infectious Diseases in the Emergency Department for Nursing





Postgraduate Diploma Imported Infectious Diseases in the Emergency Department for Nursing

- » Modality: online
- » Duration: 6 months
- » Certificate: TECH Technological University
- » Dedication: 16h/week
- » Schedule: at your own pace
- » Exams: online

Website: www.techtitute.com/in/nursing/postgraduate-diploma/postgraduate-diploma-imported-infectious-diseases-emergency-department-nursing

Index

01

Introduction

p. 4

02

Objectives

p. 8

03

Course Management

p. 12

04

Structure and Content

p. 16

05

Methodology

p. 22

06

Certificate

p. 30

01

Introduction

It is becoming increasingly common for Emergency Departments to treat people with imported infectious diseases arriving from other countries, mainly due to the increase in international tourism. Therefore, it is important for nurses to acquire extensive training in this field. TECH offers students this complete academic program with the latest updates on the subject.





“

The promotion of tourism has facilitated the arrival of imported diseases to all parts of the world, making it necessary for nursing professionals to specialize in order to improve patient care”

The management of infectious pathologies in Emergency Departments is becoming increasingly complex, due to the appearance of new diseases or imported diseases that are not frequent in certain countries, but also because of the resistance that many infections are acquiring to the drugs used to cure them.

Globalization, mass tourism and the possibility of reaching places that until a few years ago were almost impossible to imagine have caused diseases that were confined to certain countries to cross their own borders. As a result, it is now possible to diagnose patients with rare infections or infections that until recently did not even exist in certain regions. These developments in the healthcare field make it necessary that nurses should also increase their training and knowledge in this type of pathology, as they are the first professionals to deal with these patients. Therefore, this Postgraduate Diploma will deal in depth with the main diseases that affect both residents who travel to exotic places and immigrants who move to other places, focusing on tropical diseases such as malaria.

On the other hand, being a 100% online training, the professional will have the ability to decide when and from where to study, without commitments or obligations, thus being able to combine their study time with the rest of their daily obligations.

This **Postgraduate Diploma in Imported Infectious Diseases in the Emergency Department for Nursing** contains the most complete and up-to-date scientific program on the market. The most outstanding features of this program are:

- ◆ The development of clinical cases presented by experts in Imported Infectious Diseases in the Emergency Department
- ◆ The graphic, schematic, and eminently practical contents with which they are created provide scientific and practical information on the disciplines that are essential for professional
- ◆ Therapeutic developments on intervention in imported infectious diseases
- ◆ Practical exercises where to carry out the self-assessment process to improve learning
- ◆ An algorithm-based interactive learning system for decision-making in the clinical situations presented throughout the course
- ◆ Its special emphasis on research methodologies
- ◆ Theoretical lessons, questions to the expert, debate forums on controversial topics, and individual reflection assignments
- ◆ Content that is accessible from any fixed or portable device with an Internet connection

“*Expand your knowledge in the field of imported diseases and achieve greater benefits in the care of your patients*”

“

With this high-level program you will be able to explain the epidemiology of tropical infectious diseases in travelers, immigrants and VFR”

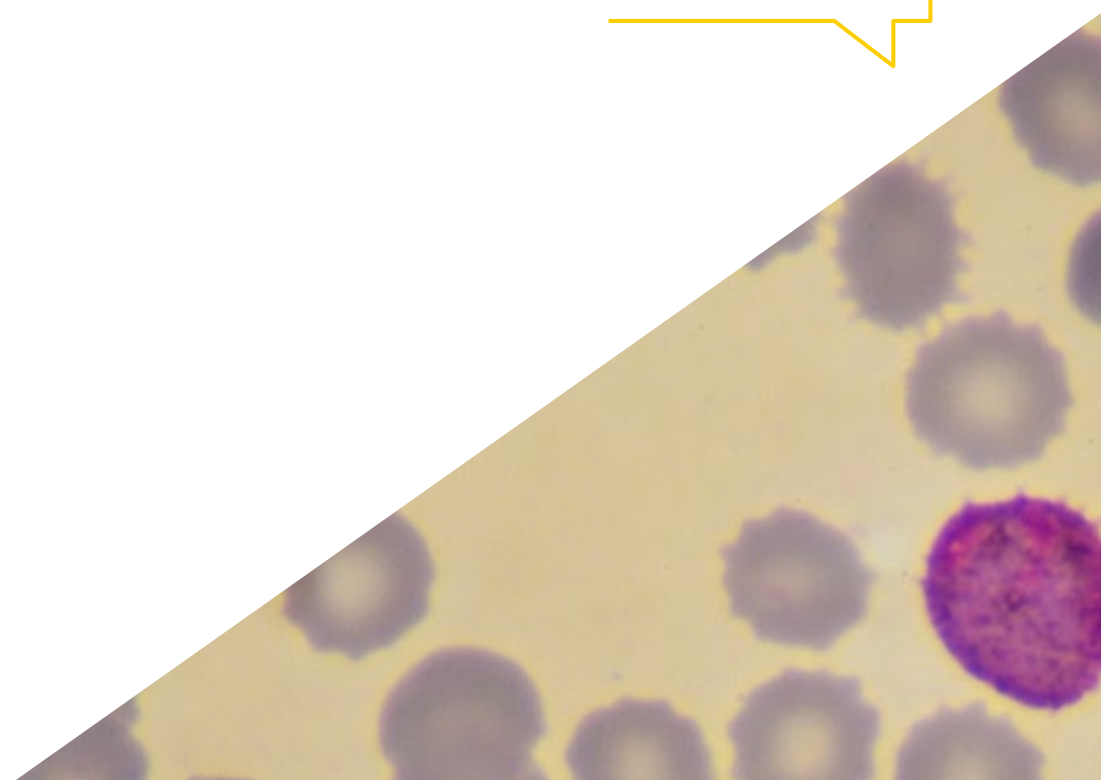
It includes, in its teaching staff, professionals belonging to the field of nursing, who bring to this training the experience of their work, in addition to recognized specialists from leading scientific societies.

The multimedia content, developed with the latest educational technology, will provide the professional with situated and contextual learning, i.e., a simulated environment that will provide an immersive training experience designed to train for real-life situations.

The design of this program is based on Problem-Based Learning, through which the nurse must try to solve the different professional practice situations that arise throughout the academic course. For this purpose, the professional will be assisted by an innovative interactive video system developed by recognized experts in the field of imported infectious diseases with extensive teaching experience.

You will study in depth each of the areas in which professionals must be trained to be able to practice with knowledge in the care of infectious pathologies.

We provide you with the best teaching methodology of the moment so that you can train as if you were facing real cases.



02

Objectives

The Postgraduate Diploma in Imported Infectious Diseases in the Emergency Department for Nursing is aimed at facilitating the performance of the nurse dedicated to the treatment of urgent infectious pathology in all areas, but especially in the Emergency Department.



“

Enhance your training with the use of the latest educational technology to contribute with quality and safety to your daily work”



General Objectives

- Provide the theoretical knowledge necessary to understand the environment in which professional care is given to patients with infectious diseases
- Provide the appropriate treatment in the different cases of infectious diseases
- Gain in-depth understanding of the areas in which professionals must be trained, in order for them to be able to provide the best practice when treating infectious diseases



Update your knowledge through the program on Imported Infectious Diseases in the Emergency Department for Nursing"





Specific Objectives

Module 1. Update on Infectious Diseases

- ◆ Define virulence factors and toxins
- ◆ Identify the main human pathogens in our environment
- ◆ Explain the different current scenarios of infection in the Emergency Department
- ◆ Describe the etiopathogenic profiles of bacterial infections
- ◆ Describe the etiopathogenic profiles of viral infections
- ◆ Describe the etiopathogenic profiles of fungal infections
- ◆ Describe the etiopathogenic profiles of microbacterial infections
- ◆ Describe the etiopathogenic profiles of parasitic infections

Module 2. The Microbiology Laboratory in the Emergency Department

- ◆ Describe the process of collecting specimens
- ◆ Define which specimens are most commonly requested in the Emergency Department
- ◆ Explain the collection of specimens in patients with devices
- ◆ Describe the management of specimens in the laboratory
- ◆ Explain the clinical significance of bacterial resistance
- ◆ Define the techniques available for emergency diagnoses
- ◆ Describe the interpretation of preliminary results
- ◆ Explain the analytical interpretation of the different types of samples
- ◆ Define the procedures in hospitals without on-call microbiologists
- ◆ Explain the diagnostic techniques that can possibly be performed in the emergency department laboratory

Module 3. Public Health and Infectious Disease in the Emergency Department

- ◆ Describe the action protocols in cases of specific exposure
- ◆ Describe the established isolation protocols
- ◆ Explain the current indications of exclusion or isolation

- ◆ Describe notifiable diseases
- ◆ Explain the procedure for emergency declaration to Public Health
- ◆ Describe the action protocol for epidemiological outbreaks
- ◆ Describe imported pathology, as well as pathology with high contagious capacity
- ◆ Describe the seasonal epidemiological parameters in the most common infections in the community
- ◆ Explain epidemic outbreaks and common sources with punctual, continuous, propagative and mixed exposure
- ◆ Define the post-exposure prophylaxis that is initiated in the emergency department
- ◆ Describe the process to follow in the case of Bacterial Meningitis
- ◆ Describe the process to follow in the case of HIV Infection
- ◆ Describe the process to follow in the case of Sexual Assault
- ◆ Describe the process to follow in the case of Rabies

Module 4. Imported Infectious Diseases in the Emergency Department


- ◆ Define the concept of globalization and emerging pathology
- ◆ Define the geography of the tropical infectious diseases
- ◆ Explain the epidemiology of tropical infectious diseases in travelers, immigrants and VFR
- ◆ Explain the anamnesis of a traveler with fever in the emergency department
- ◆ Explain the possible causes of fever after staying in a tropical or subtropical area
- ◆ Perform syndrome classification of imported infectious pathology
- ◆ Define imported tropical infectious diseases of special interest

03

Course Management

The program includes in its teaching staff reference specialists in Imported Infectious Diseases in the Emergency Department and other related areas, who bring to this training the experience of their work. Additionally, other recognized specialists participate in its design and preparation, which means that the program is developed in an interdisciplinary manner.





MALARIA
Vaccine
Inject

“

We have the best teachers to offer you a quality specialization that will provide you with the necessary knowledge to develop in this area"

Management



Dr. García del Toro, Miguel

- ♦ PhD in Medicine from the University of Valencia
- ♦ Head of the Infectious Diseases Unit at the General University Hospital Consortium of Valencia.
- ♦ 50 national and international publications in journals and books, 33 of them indexed in Pubmed and/or Scopus.
- ♦ President Congress of the National Group for the Study of Hepatitis of the Society of Infectious Diseases and Clinical Microbiology 2017.
- ♦ More than 200 communications to National and International Congresses in the specialty of Infectious Diseases, HIV and Viral Hepatitis.
- ♦ Main Investigator of some twenty Clinical Trials and/or Research Projects.



Ms. García Rodríguez, Magdalena

- ♦ Degree in Medicine and Surgery
- ♦ Specialist in Internal Medicine
- ♦ Attending Physician in the Infectious Diseases Unit and the Consorcio General Hospital Valencia
- ♦ Head of the International Health and Travel Advice Section
- ♦ Author of several publication and research projects
- ♦ Founding member and advisor of the Chagas Disease Association of the Valencian Community
- ♦ Member of a vaccine study group for the Spanish Society of Infectious Diseases and Clinical Microbiology.
- ♦ Member of a Malaria study group for the Spanish Society of Infectious Diseases and Clinical Microbiology.



Ms. Ricart Olmos, María del Carmen

- ♦ Degree in Medicine and Surgery
- ♦ Specialist in Internal Medicine
- ♦ Attending Physician in the Infectious Diseases Unit and the Consorcio General University Hospital, Valencia
- ♦ Author of several publication and research projects
- ♦ Editor of the Consensus Document on Age and Human Immunodeficiency Virus Infection Expert Group of the Secretariat of the National AIDS Plan (SPNS), Spanish Society of Geriatrics and Gerontology (SEGG)
- ♦ Master's Degree in Infectious Diseases in Intensive Care

04

Structure and Content

The structure of the contents has been designed by a team of professionals from the best hospitals and universities in the country, aware of the relevance of this training in the current specialization in order to intervene in the treatment and monitoring of Imported Infectious Diseases in the Emergency Department and committed to quality teaching through new educational technologies.

IKUNGU

NYA VI

“

This Postgraduate Diploma contains the most complete and up-to-date scientific program on the market"


Module 1. Update on Infectious Diseases

- 1.1. Principles of Infection
 - 1.1.1. Virulence Factors and Toxins
 - 1.1.2. Defensive Mechanisms of the Host
- 1.2. Main Human Pathogens in our Environment
 - 1.2.1. Current Epidemiology of the Infection
 - 1.2.2. Data on a Worldwide Level
 - 1.2.3. Data in our Environment
 - 1.2.4. Microbial Resistance
- 1.3. Current Scenarios of Infection in the Emergency Department
 - 1.3.1. Elderly Patients
 - 1.3.2. Oncology Patients
 - 1.3.3. Chronic Renal Patients on Dialysis
 - 1.3.4. Transplant Recipient
 - 1.3.5. HIV Infection
 - 1.3.6. Travelers and Immigrants
- 1.4. Etiopathogenic Profiles of Infection
 - 1.4.1. Bacterial Infections
 - 1.4.2. Viral Infections
 - 1.4.3. Fungal Infections
 - 1.4.4. Microbacterial Infections
 - 1.4.5. Parasitic Infections

Module 2. The Microbiology Laboratory in the Emergency Department

- 2.1. Process of Sample Collection
 - 2.1.1. General Considerations for Taking, Conserving and Transporting the Samples for Microbiological Study
 - 2.1.2. Material for Sample Collection
- 2.2. Management of Samples in the Laboratory
 - 2.2.1. Receiving Samples
 - 2.2.2. Processing
 - 2.2.3. Methods and Techniques used for Microbiological Diagnosis According to the Main Infectious Syndromes



- 
- 2.3. Techniques Available for Emergency Diagnoses
 - 2.3.1. Bacteria
 - 2.3.2. Virus
 - 2.3.3. Fungi
 - 2.3.4. Mycobacteria
 - 2.3.5. Parasites
 - 2.4. Interpretation of Preliminary Results
 - 2.4.1. Interpretation of Microbiological Diagnostic Tests
 - 2.5. Procedures in Hospitals Without On-call Microbiologists
 - 2.5.1. Disadvantages of Not Having an On-call Microbiologist
 - 2.5.2. Advantages of Having an On-call Microbiologist
 - 2.5.3. On-call Care without a Microbiologist

Module 3. Public Health and Infectious Disease in the Emergency Department

- 3.1. Emergency Department Personnel
 - 3.1.1. Initial Assessment
 - 3.1.2. Vaccines
 - 3.1.3. Action Protocols in Cases of Specific Exposure
- 3.2. Established Protocols of Isolation
 - 3.2.1. Types of Transmission and Methods of Isolation
 - 3.2.2. Special Situations
- 3.3. Notifiable Diseases and Urgent Declaration to Public Health
 - 3.3.1. Concept of Notifiable Diseases
 - 3.3.2. Surveillance of Notifiable Diseases
- 3.4. Special Situations
 - 3.4.1. Annual Flu
 - 3.4.2. Epidemiological Outbreaks
 - 3.4.3. Imported Pathology Possibility of Pathology with High Contagious Capacity
- 3.5. Updates Epidemiological Outbreaks
 - 3.5.1. Seasonal Epidemiological Parameters in the Most Common Infections in the Community
 - 3.5.2. Epidemic Outbreak and Types of Source

- 3.6. Post-exposure Prophylaxis that is Initiated in the Emergency Department
 - 3.6.1. Bacterial Meningitis
 - 3.6.2. HIV Infection
 - 3.6.3. Sexual Assault
 - 3.6.4. Rabies

Module 4. Imported Infectious Diseases in the Emergency Department

- 4.1. Introduction to Imported Pathology
 - 4.1.1. Imported Pathology of Special Interest
 - 4.1.1.1. Chagas Disease
 - 4.1.1.2. Dengue.
 - 4.1.1.3. Chikungunya
 - 4.1.1.4. Malaria
- 4.2. Globalization and Emerging Pathology
 - 4.2.1. Emerging and Re-emerging Diseases
 - 4.2.2. Main Causes of Emergency in Infectious Diseases
 - 4.2.3. Transmission
 - 4.2.4. Zoonotic
 - 4.2.5. Future Previsions
- 4.3. Geography of Tropical Infectious Diseases
 - 4.3.1. Subspecialties of Medical Geography
 - 4.3.2. Relevance and Relationship to Tropical Diseases
 - 4.3.3. Main Infectious Diseases According to Area
- 4.4. Epidemiology of Tropical Infectious Diseases in Travelers, Immigrants and VFRs.
 - 4.4.1. Importance
 - 4.4.2. Epidemiological Characteristics of Immigrants
 - 4.4.3. Epidemiological Characteristics of People Traveling to the Tropics
 - 4.4.4. Epidemiological Characteristics of VFRs
 - 4.4.5. Data on Imported Pathology in Spain
- 4.5. Anamnesis of a Traveler with Fever in the Emergency Department
 - 4.5.1. Initial Approximation of a Traveler with Fever
 - 4.5.2. Differential Diagnosis
 - 4.5.3. Treatment of a Traveler with Fever





- 4.6. Fever After Staying in a Tropical and / or Subtropical Area
 - 4.6.1. Importance of Good Anamnesis
 - 4.6.2. Investigation of Possible Vectors
 - 4.6.3. Fever of Parasitic Origin
 - 4.6.4. Fever of Viral Origin
 - 4.6.5. Fever of Bacterial Origin
 - 4.6.6. Other Causes of Fever
- 4.7. Imported Infectious Pathology Syndrome Classification
 - 4.7.1. Fever and Cutaneous Lesion
 - 4.7.2. Fever and Altered Level of Consciousness
 - 4.7.3. Fever and Liver Problems
 - 4.7.4. Fever and Respiratory Semiology
 - 4.7.5. Fever and Digestive Semiology
- 4.8. Imported Tropical Infectious Diseases of Special Interest
 - 4.8.1. Malaria
 - 4.8.2. Arbovirus: Dengue, Zika, Chikungunya
 - 4.8.3. MERS Coronavirus (MERS CoV)
 - 4.8.4. Schistosomiasis
 - 4.8.5. Invasive Enteritis (Salmonella, Shigella, E.coli, Campylobacter)
 - 4.8.6. Hemorrhagic Fevers (Ebola, Lassa, Marburg, Yellow Fever, Crimean-Congo)



A unique, key and decisive specialization experience to boost your professional development”

05

Methodology

This academic program offers students a different way of learning. Our methodology uses a cyclical learning approach: **Relearning**.

This teaching system is used, for example, in the most prestigious medical schools in the world, and major publications such as the **New England Journal of Medicine** have considered it to be one of the most effective.





“

Discover Relearning, a system that abandons conventional linear learning, to take you through cyclical teaching systems: a way of learning that has proven to be extremely effective, especially in subjects that require memorization"

At TECH Nursing School we use the Case Method

In a given situation, what should a professional do? Throughout the program, students will face multiple simulated clinical cases, based on real patients, in which they will have to do research, establish hypotheses, and ultimately resolve the situation. There is an abundance of scientific evidence on the effectiveness of the method. Nurses learn better, faster, and more sustainably over time.

With TECH, nurses can experience a learning methodology that is shaking the foundations of traditional universities around the world.



According to Dr. Gervas, the clinical case is the annotated presentation of a patient, or group of patients, which becomes a "case", an example or model that illustrates some peculiar clinical component, either because of its teaching power or because of its uniqueness or rarity. It is essential that the case is based on current professional life, in an attempt to recreate the real conditions in professional nursing practice.

“

Did you know that this method was developed in 1912, at Harvard, for law students? The case method consisted of presenting students with real-life, complex situations for them to make decisions and justify their decisions on how to solve them. In 1924, Harvard adopted it as a standard teaching method”

The effectiveness of the method is justified by four fundamental achievements:

1. Nurses who follow this method not only grasp concepts, but also develop their mental capacity, by evaluating real situations and applying their knowledge.
2. The learning process has a clear focus on practical skills that allow the nursing professional to better integrate knowledge acquisition into the hospital setting or primary care.
3. Ideas and concepts are understood more efficiently, given that the example situations are based on real-life.
4. Students like to feel that the effort they put into their studies is worthwhile. This then translates into a greater interest in learning and more time dedicated to working on the course.



Relearning Methodology

At TECH we enhance the case method with the best 100% online teaching methodology available: Relearning.

This university is the first in the world to combine case studies with a 100% online learning system based on repetition combining a minimum of 8 different elements in each lesson, which is a real revolution compared to the simple study and analysis of cases.



The nurse will learn through real cases and by solving complex situations in simulated learning environments. These simulations are developed using state-of-the-art software to facilitate immersive learning.

At the forefront of world teaching, the Relearning method has managed to improve the overall satisfaction levels of professionals who complete their studies, with respect to the quality indicators of the best online university (Columbia University).

With this methodology we have trained more than 175,000 nurses with unprecedented success in all specialities regardless of practical workload. Our pedagogical methodology is developed in a highly competitive environment, with a university student body with a strong socioeconomic profile and an average age of 43.5 years old.

Relearning will allow you to learn with less effort and better performance, involving you more in your specialization, developing a critical mindset, defending arguments, and contrasting opinions: a direct equation to success.

In our program, learning is not a linear process, but rather a spiral (learn, unlearn, forget, and re-learn). Therefore, we combine each of these elements concentrically.

The overall score obtained by TECH's learning system is 8.01, according to the highest international standards.



This program offers the best educational material, prepared with professionals in mind:



Study Material

All teaching material is produced by the specialists who teach the course, specifically for the course, so that the teaching content is really specific and precise.

These contents are then applied to the audiovisual format, to create the TECH online working method. All this, with the latest techniques that offer high quality pieces in each and every one of the materials that are made available to the student.



Nursing Techniques and Procedures on Video

We introduce you to the latest techniques, to the latest educational advances, to the forefront of current medical techniques. All of this in direct contact with students and explained in detail so as to aid their assimilation and understanding. And best of all, you can watch them as many times as you want.



Interactive Summaries

The TECH team presents the contents attractively and dynamically in multimedia lessons that include audio, videos, images, diagrams, and concept maps in order to reinforce knowledge.

This exclusive educational system for presenting multimedia content was awarded by Microsoft as a "European Success Story".



Additional Reading

Recent articles, consensus documents and international guidelines, among others. In TECH's virtual library, students will have access to everything they need to complete their course.





Expert-Led Case Studies and Case Analysis

Effective learning ought to be contextual. Therefore, TECH presents real cases in which the expert will guide students, focusing on and solving the different situations: a clear and direct way to achieve the highest degree of understanding.



Testing & Retesting

We periodically evaluate and re-evaluate students' knowledge throughout the program, through assessment and self-assessment activities and exercises, so that they can see how they are achieving their goals.



Classes

There is scientific evidence suggesting that observing third-party experts can be useful.

Learning from an Expert strengthens knowledge and memory, and generates confidence in future difficult decisions.



Quick Action Guides

TECH offers the most relevant contents of the course in the form of worksheets or quick action guides. A synthetic, practical, and effective way to help students progress in their learning.



06

Certificate

The Postgraduate Diploma in Imported Infectious Diseases in the Emergency Department for Nursing guarantees, in addition to the most rigorous and up-to-date training, access to a certificate issued by TECH Technological University.



“

Successfully complete this training and receive your university certificate without travel or laborious paperwork”

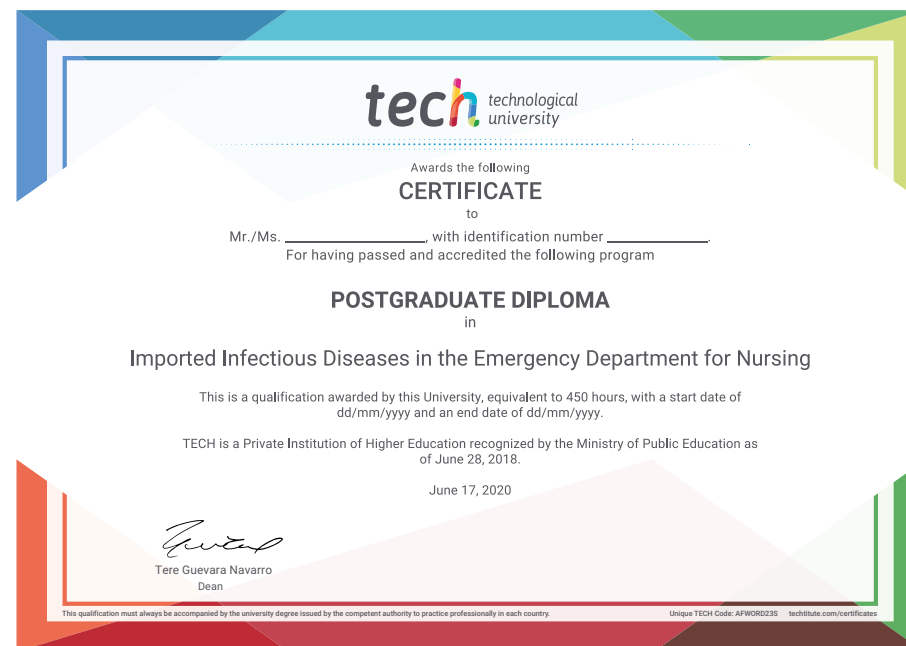
This **Postgraduate Diploma in Imported Infectious Diseases in the Emergency Department for Nursing** contains the most complete and up-to-date scientific program on the market.

After passing the assessments, the students will receive their corresponding **Postgraduate Diploma** issued by **TECH Technological University** via tracked delivery*.

The certificate issued by **TECH Technological University** will reflect the qualification obtained in Postgraduate Diploma, and meets the requirements commonly demanded by labor exchanges, competitive examinations, and professional career evaluation committees.

Title: **Postgraduate Diploma in Imported Infectious Diseases in the Emergency Department for Nursing**

Official N° of Hours: **450 h.**



*Apostille Convention. In the event that the student wishes to have their paper certificate issued with an apostille, TECH EDUCATION will make the necessary arrangements to obtain it, at an additional cost.

future
health confidence people
education information tutors
guarantee accreditation teaching
institutions technology learning
community commitment
personalized service innovation
knowledge present
online training
development languages
classroom

tech technological
university

Postgraduate Diploma
Imported Infectious Diseases
in the Emergency Department
for Nursing

- » Modality: **online**
- » Duration: **6 months**
- » Certificate: **TECH Technological University**
- » Dedication: **16h/week**
- » Schedule: **at your own pace**
- » Exams: **online**

Postgraduate Diploma

Imported Infectious Diseases in the Emergency Department for Nursing