

Postgraduate Diploma

Frequent Pediatric Emergencies for Nursing



Postgraduate Diploma Frequent Pediatric Emergencies for Nursing

- » Modality: online
- » Duration: 6 months
- » Certificate: TECH Global University
- » Credits: 20 ECTS
- » Schedule: at your own pace
- » Exams: online

Website: www.techtute.com/us/nursing/postgraduate-diploma/postgraduate-diploma-frequent-pediatric-emergencies-nursing

Index

01

Introduction

p. 4

02

Objectives

p. 8

03

Course Management

p. 12

04

Structure and Content

p. 18

05

Methodology

p. 22

06

Certificate

p. 30

01

Introduction

Children with emergency pathologies have certain differences with respect to adult patients, which makes it necessary to specialize pediatric emergency departments and professionals working in them, in order to provide individualized health care according to the needs of patients and their families. This program is designed to update nursing professionals in pediatric emergency care.



“

It is necessary to provide nursing professionals with skills, knowledge and attitudes that will enable them to approach and manage children in urgent or emergency situations in all their dimensions and at all levels of care”

Children constitute one of the most vulnerable groups in terms of morbidity and mortality, naturally due to the special conditions in which they find themselves during the perinatal stage and infancy, related to the biological processes of reproduction, growth and development.

In addition to prevention and family education, emergency care is paramount to maintaining the health status of children, and both emergency departments and professionals working in them play a key role in emergency pediatric care.

Nursing professionals who carry out their care function in pediatric emergency departments must have acquired, in addition to their general education, the knowledge and skills necessary for their daily practice the knowledge and practical skills necessary for their daily practice with pediatric patients, and it is essential to keep them up to date through adapted programs.

This Postgraduate Diploma in Frequent Pediatric Emergencies for Nursing is oriented to enable nursing professionals to incorporate the advances in the field, as well as to review the most important aspects of emergency care in critical pediatric patients and their care.

This **Postgraduate Diploma in Frequent Pediatric Emergencies for Nursing** contains the most complete and up-to-date scientific program on the market. The most important features include:

- ♦ Clinical cases presented by experts in the different specialties
- ♦ The graphic, schematic, and practical contents with which they are created provide scientific and practical information on the disciplines that are essential for professional practice
- ♦ Diagnostic and therapeutic novelties on child care. It includes pediatric triage in nursing, as well as the approach to pediatric abdominal pain, diarrhea and constipation, celiac disease, hepatitis, ketoacidosis, renal insufficiency, infectious pathologies, trauma, psychiatric disorders, etc
- ♦ Specific sections in each module on nursing techniques and procedures according to the child's age: catheterization, ostomy management, ophthalmologic examination, foreign body extractions, etc
- ♦ Video lessons on the different pathologies and their management
- ♦ An algorithm-based interactive learning system for decision-making in the clinical situations presented throughout the course
- ♦ Includes theoretical lectures, questions to the expert, discussion forums on controversial issues and individual reflection papers
- ♦ Content that is accessible from any fixed or portable device with an Internet connection



Scientific evidence increases the quality of medical care. Keeping up to date is key in order to provide better care for patients with colorectal problems"

“

This Postgraduate Diploma is the best investment you can make when selecting a refresher program, for two reasons: in addition to updating your knowledge in Frequent Pediatric Emergencies for Nursing, you will obtain a certificate issued by TECH Global University"

Its teaching staff includes leading nursing professionals, who bring their work experience to this program, as well as other professionals who specialize in the various fields of pediatric emergency care.

Thanks to its multimedia content developed with the latest educational technology, it will allow the professional a situated and contextual learning, that is to say, a simulated environment that will provide an immersive learning programmed to prepare for real situations.

This program is designed around Problem-Based Learning, whereby nursing professionals must try to solve the different professional practice situations that arise throughout the program. For this purpose, students will be assisted by an innovative, interactive video system created by renowned and experienced experts in pediatric emergencies with extensive teaching experience.

It contains simulated clinical cases to bring the program development as close as possible to the reality of pediatric emergencies.

Don't miss the opportunity to update your knowledge in the most frequent pediatric emergencies to increase the quality of your care.



02

Objectives

The program is oriented towards a review of the main aspects of pediatric emergencies and the management of pathology in the child as a whole, based on scientific evidence and the experience of recognized professionals in the field of pediatrics.





“

This program will give you a sense of confidence when taking decisions and providing care, which will help you grow both personally and professionally”



General Objective

- Offer nursing professionals up to date education in the management of patients with digestive, endocrinometabolic, infectious, nephro-urological, ophthalmological and otorhinolaryngological pathologies, who may come to the Pediatric Emergency Department

“

A unique, key, and decisive educational experience to boost your professional development”





Specific Objectives

Module 1. Health Care Organization for Common Pediatric Emergencies

- ◆ Describe the procedures that nurses can perform to safely resolve potentially dangerous situations

Module 2. Digestive Emergencies

- ◆ Identify the main digestive emergencies
- ◆ Review the patient's diet
- ◆ Increase the ability to manage the acutely intoxicated child or adolescent
- ◆ Identify the most risky foods that lead to digestive pathologies

Module 3. Endocrinometabolic Emergencies

- ◆ Know the patient's age and assess their development to date
- ◆ Identify the main treatments for proper endocrine development
- ◆ Identify the main problems affecting the patient's metabolism

Module 4. Ophthalmologic and Otorhinolaryngologic Emergencies

- ◆ Know the main ophthalmologic complications that a patient may present
- ◆ Perform a correct diagnosis of the otorhinolaryngological system
- ◆ Define the most common prevention techniques and treatments

Module 5. Special Situations in Pediatric Emergencies

- ◆ Define the concept of pain, its types and methods of evaluation
- ◆ Recognize from major to minor emergencies that occur in patients

04

Course Management

This program includes expert nursing professionals and leading pediatricians in the field of frequent pediatric emergencies, who bring their work experience to this program. Additionally other specialists of recognized prestige have participated in creating the contents, complementing the program in an interdisciplinary manner.



“

Learn the latest advances in the most frequent pediatric emergencies from leading professionals"

International Guest Director

Dr. Todd Florin is a recognized Pediatric Emergency Physician and clinical epidemiologist, expert in Lower Respiratory Tract Infections in children, especially in the field of Bronchiolitis and Pneumonia. In addition, at international level, he is a leader in the use of biomarkers and predictive analysis to improve the diagnosis and treatment of these conditions.

In this way, he has served as Director of Research in Emergency Medicine at the Ann & Robert H. Lurie Children's Hospital in Chicago. In addition, at the same hospital, he has directed the Grainger Research Program in Pediatric Emergency Medicine, where he has led key projects, such as the CARPE DIEM study (Catalyzing Ambulatory Research in Pneumonia Etiology and Diagnostic Innovations in Emergency Medicine), a pioneering investigation of community-acquired pneumonia, as well as other global studies, such as PERN, focused on understanding the severity of pneumonia and the impact of COVID-19 in children.

Dr. Todd Florin has also received numerous awards for his outstanding medical and research work, including the Young Investigator Award from the Academic Pediatric Association, and has been recognized for his research leadership and mentorship at renowned institutions such as Cincinnati Children's Hospital Medical Center. His vision of combining translational science with clinical care has driven significant advances in the management of Pediatric Respiratory Infections.

In fact, his work has been endorsed by prestigious institutions such as the National Heart, Lung and Blood Institute and the National Institute of Allergy and Infectious Diseases. In addition, his focus on Precision Medicine has transformed the way Respiratory Infections in children are managed, contributing to the reduction of unnecessary antibiotic use.



Dr. Florin, Todd

- ♦ Director of Emergency Medicine Research, Ann & Robert H. Lurie Children's Hospital, Chicago, United States.
 - ♦ Chief of the Grainger Research Program in Pediatric Emergency Medicine at Ann & Robert H. Lurie Children's Hospital
 - ♦ Assistant Physician, Division of Emergency Medicine, Ann & Robert H. Lurie Children's Hospital
 - ♦ Principal Investigator of the Catalyzing Ambulatory Research in Pneumonia Etiology and Diagnostic Innovations in Emergency Medicine Study (CARPE DIEM)
 - ♦ Director of Strategy and Operations at the Society for Pediatric Research
 - ♦ Specialist in Pediatric Emergency Medicine at the Children's Hospital of Philadelphia
 - ♦ Doctor of Medicine from the University of Rochester
 - ♦ Master's Degree in Clinical Epidemiology from the University of Pennsylvania
 - ♦ B.A. in Music from the University of Rochester
 - ♦ Young Investigator Award from the Academic Pediatric Association
- Member of: Academic Pediatric Association, American Academy of Pediatrics, Pediatric Infectious Diseases Society, Society for Academic Emergency Medicine, Society for Pediatric Research



Thanks to TECH, you will be able to learn with the best professionals in the world"

Management



Ms. Roldán del Amo, Adela

- ♦ University Diploma in Nursing. University School of Nursing Nuestra Señora de los Desamparados of Valencia
- ♦ Specialist Nurse in Pediatric Nursing
- ♦ Pediatric Nurse in the Pediatric Hospitalization Unit NISA 9 de Octubre Hospital
- ♦ University Professor in: Diploma in Neonatal Nursing and Neonatal Intensive Care CEU – Cardenal Herrera University Moncada. Valencia
- ♦ University Professor in: “First Aid, Cardiopulmonary Resuscitation and Emergency Situations”. CEU – Cardenal Herrera University Moncada. Valencia

Professors

Mr. Mora Rivero, Jorge

- ♦ Mr. Mora Rivero, Jorge
- ♦ Degree in Nursing from the University of Alicante
- ♦ Master’s Degree in Nursing Sciences
- ♦ Emergency Nurse at the General University Hospital of Elche (Alicante). Clinical Practice Tutor
- ♦ Professional teaching experience in University Masters and Postgraduate Courses
- ♦ University Expert in Primary Care Emergencies
- ♦ Degree in Emergency Medical Transportation (SAMU)

Ms. Alfaro Ramírez, Concepción

- ♦ Diploma in Nursing. Catholic University of Valencia (UCV)
- ♦ Specialist Nurse in Pediatric Nursing
- ♦ Pediatric Emergency Services Supervisor 9 de Octubre Hospital NISA Valencia
- ♦ University Professor in: Diploma in Neonatal Nursing and Neonatal Intensive Care CEU – Cardenal Herrera University Moncada. Valencia
- ♦ Professor in “Child Nutrition Course” at Nisa Hospitals Foundation

Ms. Antón García, Gema

- ♦ University Diploma in Nursing (D.U.E.). Alicante University School of Nursing
- ♦ Obstetrics Nurse in Elche University General Hospital (Alicante). Clinical Practice Tutor
- ♦ Professional experience in childbirth and neonatology

Ms. Balboa Navarro, Ana

- ♦ Emergency Nurse at the General Hospital of Elche (Alicante)
- ♦ Specialist Nurse in Pediatric Nursing
- ♦ Master's Degree in Nursing Sciences
- ♦ Instructor of Basic Life Support and Advanced Cardiovascular Life Support at the Spanish Society of Emergency Medicine and American Heart Association (SEMES-AHA)
- ♦ Pediatric and neonatal CPR instructor with the Spanish Group of Pediatric and Neonatal CPR
- ♦ Advanced Provider of "International Trauma Life Support" of SEMES-ITLS
- ♦ APLS credential (American Academy of Pediatrics and American College of Emergency Physicians)
- ♦ Professional teaching experience in University Master's Degrees and Postgraduate Courses

Ms. López Ruiz, María Amparo

- ♦ Degree in Medicine and Surgery. University of Valencia
- ♦ Pediatric Services NISA 9 de Octubre Hospital. Valencia
- ♦ Postgraduate course director: "Diploma in Neonatal Nursing and Neonatal Intensive Care" at CEU Cardenal Herrera– Moncada University (Valencia) and NISA Hospitals Foundation (Valencia)

Ms. Lospitao Gómez, Sara

- ♦ Nurse, Intensive Care Medicine Department, Fuenlabrada University Hospital
- ♦ Cardiac Surgery Post-Surgical Intensive Care Unit
- ♦ (UPC). 12 de Octubre Hospital
- ♦ Coronary Intensive Care Unit 12 de Octubre Hospital
- ♦ Master's Degree in Critical Care Rey Juan Carlos University I
- ♦ Collaborating researcher in the multicenter study entitled



Take the opportunity to learn about the latest advances in this field in order to apply it to your daily practice"

05

Structure and Content

The structure of the contents has been designed by a team of professionals knowledgeable about the implications of pediatric nursing skills, aware of the relevance of current knowledge in order to provide quality care to pediatric patients and committed to teaching through new educational technologies.





This Postgraduate Diploma in Frequent Pediatric Emergencies for Nursing is the most complete and up-to-date scientific program on the market"

Module 1. Health Care Organization for Common Pediatric Emergencies

- 1.1. Equipment in the Pediatric Emergency Department (PED)
 - 1.1.1. Differential Characteristics of PEDs
 - 1.1.2. Infrastructure, Staffing
 - 1.1.3. Material
- 1.2. Triage in Pediatrics
 - 1.2.1. Definition
 - 1.2.2. Classification Systems
- 1.3. Transport of Critical Pediatric Patient. In-hospital Transfer, Out-of-Hospital Transfer and ISOBAR
- 1.4. Neonatal and Pediatric Transportation

Module 2. Digestive Emergencies

- 2.1. The Infant with Food Refusal
- 2.2. Acute Abdominal Pain
- 2.3. Gastrointestinal Disorders
- 2.4. Acute Dehydration
 - 2.4.1. Isonatremic Dehydration
 - 2.4.2. Hyponatremic Dehydration
 - 2.4.3. Hypernatremic Dehydration
- 2.5. Acid-Base Balance Disorders
 - 2.5.1. Metabolic Acidosis. Respiratory Acidosis
 - 2.5.2. Metabolic Alkalosis. Respiratory Alkalosis
- 2.6. Celiac Disease
 - 2.6.1. Diagnostic Algorithm
 - 2.6.2. Treatment
- 2.7. Gastroesophageal Reflux (GER)
- 2.8. Constipation

- 2.9. Hepatitis
 - 2.9.1. HAV, HBV, HCV, HDV, HEV
 - 2.9.2. Autoimmune Hepatitis
- 2.10. Gastrointestinal Bleeding
- 2.11. Jaundice
- 2.12. Techniques and Procedures. Inguinal Hernia Reduction

Module 3. Endocrinometabolic Emergencies

- 3.1. Emergencies in the Diabetic Patient
- 3.2. Hydroelectrolytic Alterations
- 3.3. Adrenal Insufficiency

Module 4. Ophthalmologic and Otorhinolaryngologic Emergencies

- 4.1. Conjunctivitis and Blepharitis Pink Eye
 - 4.1.1. Most Frequent Infectious Pathology
 - 4.1.2. Non-Infectious Pathology
 - 4.1.3. Protocol for Pediatric Ophthalmologic Emergencies
- 4.2. Eyelids and Lacrimal System
 - 4.2.1. Palpebral Alterations and Malformations
 - 4.2.2. Inflammatory Pathology
 - 4.2.3. Cysts and Tumors
 - 4.2.4. Lacrimal Pathology in Children
 - 4.2.5. Palpebral Traumatology in Infancy
- 4.3. Acute Pharyngotonsillitis Acute Otitis Media Sinusitis
- 4.4. Extraction of Foreign Bodies from the Eye
- 4.5. Ophthalmologic Examination with Fluorescein
- 4.6. Eversion of the Upper Eyelid



Module 5. Special Situations in Pediatric Emergencies

- 5.1. Children with Special Needs
 - 5.1.1. Tracheostomy and Home Mechanical Ventilation
 - 5.1.2. Gastrostomies and Feeding Tubes
 - 5.1.3. Peritoneal Ventriculo-Peritoneal Shunt Valves
 - 5.1.4. Central Catheters and Prosthetic Vascular Accesses
- 5.2. Medication in Pediatrics
- 5.3. Psychiatry in the Emergency Department
 - 5.3.1. Assessment and Initial Treatment
 - 5.3.2. Psychomotor Agitation and Violence
 - 5.3.3. Suicidal Behavior
 - 5.3.4. Psychotic Disorders
- 5.4. Child Abuse
 - 5.4.1. Attitude in the Emergency Room
 - 5.4.2. Assistance in the Case of Abuse
- 5.5. Techniques and Procedures. Mechanical Restraint of the Agitated or Aggressive Child

05

Methodology

This academic program offers students a different way of learning. Our methodology uses a cyclical learning approach: **Relearning**.

This teaching system is used, for example, in the most prestigious medical schools in the world, and major publications such as the **New England Journal of Medicine** have considered it to be one of the most effective.



“

Discover Relearning, a system that abandons conventional linear learning, to take you through cyclical teaching systems: a way of learning that has proven to be extremely effective, especially in subjects that require memorization"

At TECH Nursing School we use the Case Method

In a given situation, what should a professional do? Throughout the program, students will face multiple simulated clinical cases, based on real patients, in which they will have to do research, establish hypotheses, and ultimately resolve the situation. There is an abundance of scientific evidence on the effectiveness of the method. Nurses learn better, faster, and more sustainably over time.

With TECH, nurses can experience a learning methodology that is shaking the foundations of traditional universities around the world.



According to Dr. Gervas, the clinical case is the annotated presentation of a patient, or group of patients, which becomes a "case", an example or model that illustrates some peculiar clinical component, either because of its teaching power or because of its uniqueness or rarity. It is essential that the case is based on current professional life, in an attempt to recreate the real conditions in professional nursing practice.

“

Did you know that this method was developed in 1912, at Harvard, for law students? The case method consisted of presenting students with real-life, complex situations for them to make decisions and justify their decisions on how to solve them. In 1924, Harvard adopted it as a standard teaching method”

The effectiveness of the method is justified by four fundamental achievements:

1. Nurses who follow this method not only grasp concepts, but also develop their mental capacity, by evaluating real situations and applying their knowledge.
2. The learning process has a clear focus on practical skills that allow the nursing professional to better integrate knowledge acquisition into the hospital setting or primary care.
3. Ideas and concepts are understood more efficiently, given that the example situations are based on real-life.
4. Students like to feel that the effort they put into their studies is worthwhile. This then translates into a greater interest in learning and more time dedicated to working on the course.



Relearning Methodology

At TECH we enhance the case method with the best 100% online teaching methodology available: Relearning.

This university is the first in the world to combine case studies with a 100% online learning system based on repetition combining a minimum of 8 different elements in each lesson, which is a real revolution compared to the simple study and analysis of cases.



The nurse will learn through real cases and by solving complex situations in simulated learning environments. These simulations are developed using state-of-the-art software to facilitate immersive learning.

At the forefront of world teaching, the Relearning method has managed to improve the overall satisfaction levels of professionals who complete their studies, with respect to the quality indicators of the best online university (Columbia University).

With this methodology we have trained more than 175,000 nurses with unprecedented success in all specialities regardless of practical workload. Our pedagogical methodology is developed in a highly competitive environment, with a university student body with a strong socioeconomic profile and an average age of 43.5 years old.

Relearning will allow you to learn with less effort and better performance, involving you more in your specialization, developing a critical mindset, defending arguments, and contrasting opinions: a direct equation to success.

In our program, learning is not a linear process, but rather a spiral (learn, unlearn, forget, and re-learn). Therefore, we combine each of these elements concentrically.

The overall score obtained by TECH's learning system is 8.01, according to the highest international standards.



This program offers the best educational material, prepared with professionals in mind:



Study Material

All teaching material is produced by the specialists who teach the course, specifically for the course, so that the teaching content is really specific and precise.

These contents are then applied to the audiovisual format, to create the TECH online working method. All this, with the latest techniques that offer high quality pieces in each and every one of the materials that are made available to the student.



Nursing Techniques and Procedures on Video

We introduce you to the latest techniques, to the latest educational advances, to the forefront of current medical techniques. All of this in direct contact with students and explained in detail so as to aid their assimilation and understanding. And best of all, you can watch them as many times as you want.



Interactive Summaries

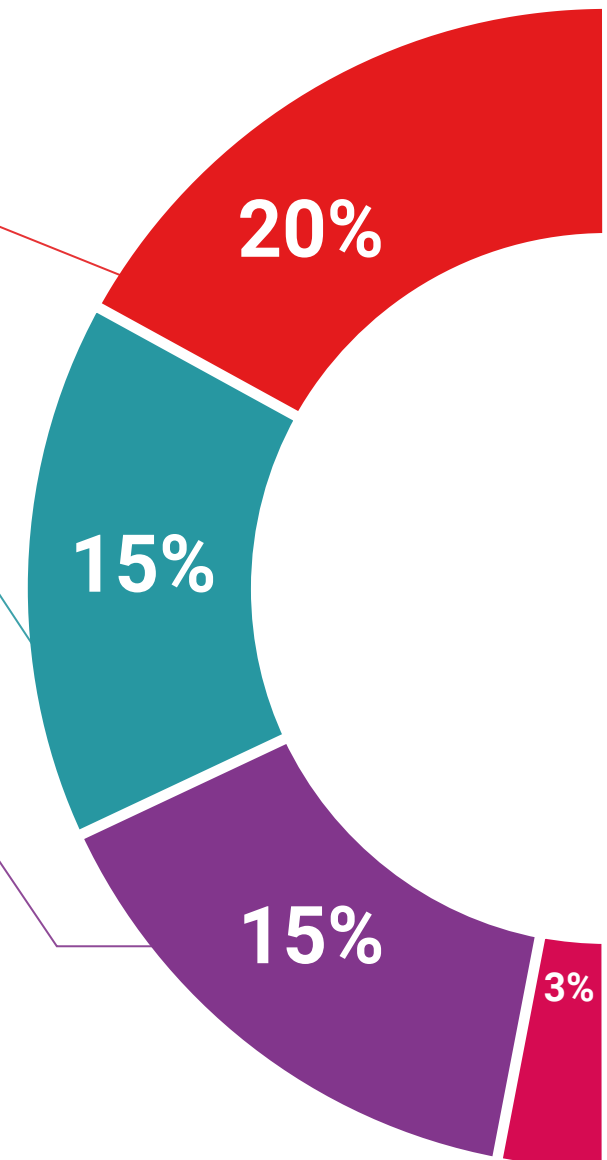
The TECH team presents the contents attractively and dynamically in multimedia lessons that include audio, videos, images, diagrams, and concept maps in order to reinforce knowledge.

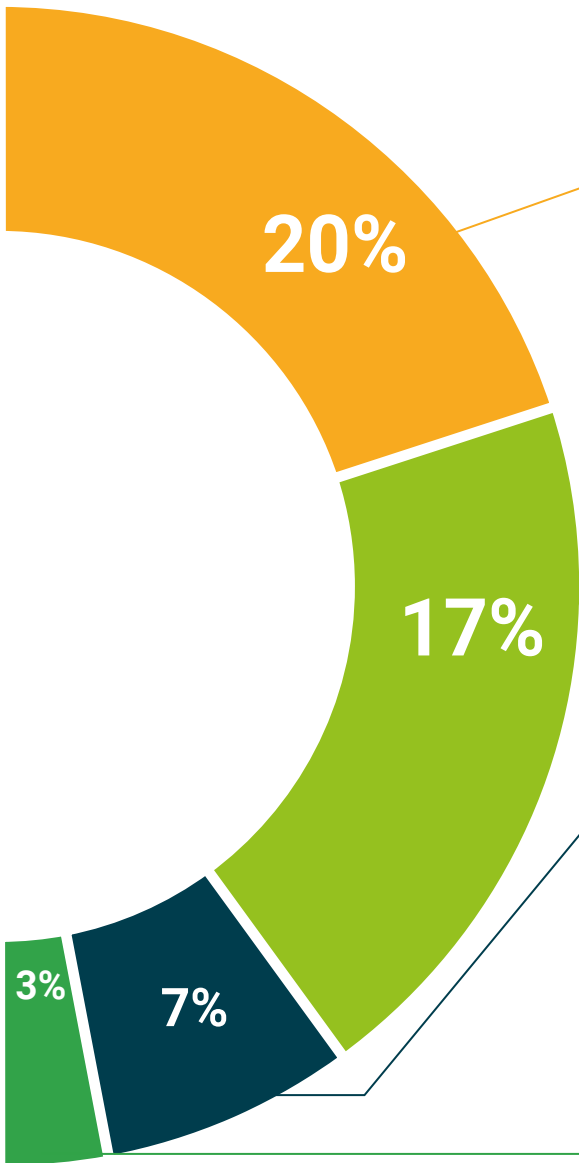
This exclusive educational system for presenting multimedia content was awarded by Microsoft as a "European Success Story".



Additional Reading

Recent articles, consensus documents and international guidelines, among others. In TECH's virtual library, students will have access to everything they need to complete their course.





Expert-Led Case Studies and Case Analysis

Effective learning ought to be contextual. Therefore, TECH presents real cases in which the expert will guide students, focusing on and solving the different situations: a clear and direct way to achieve the highest degree of understanding.



Testing & Retesting

We periodically evaluate and re-evaluate students' knowledge throughout the program, through assessment and self-assessment activities and exercises, so that they can see how they are achieving their goals.



Classes

There is scientific evidence suggesting that observing third-party experts can be useful.

Learning from an Expert strengthens knowledge and memory, and generates confidence in future difficult decisions.



Quick Action Guides

TECH offers the most relevant contents of the course in the form of worksheets or quick action guides. A synthetic, practical, and effective way to help students progress in their learning.



06

Certificate

This Postgraduate Diploma in Frequent Pediatric Emergencies in Nursing guarantees students, in addition to the most rigorous and up-to-date education, access to a Postgraduate Diploma issued by TECH Global University.



“

Successfully complete this program and receive your university qualification without having to travel or fill out laborious paperwork”

This private qualification will allow you to obtain a **Postgraduate Diploma in Frequent Pediatric Emergencies for Nursing** endorsed by **TECH Global University**, the world's largest online university.

TECH Global University is an official European University publicly recognized by the Government of Andorra ([official bulletin](#)). Andorra is part of the European Higher Education Area (EHEA) since 2003. The EHEA is an initiative promoted by the European Union that aims to organize the international training framework and harmonize the higher education systems of the member countries of this space. The project promotes common values, the implementation of collaborative tools and strengthening its quality assurance mechanisms to enhance collaboration and mobility among students, researchers and academics.

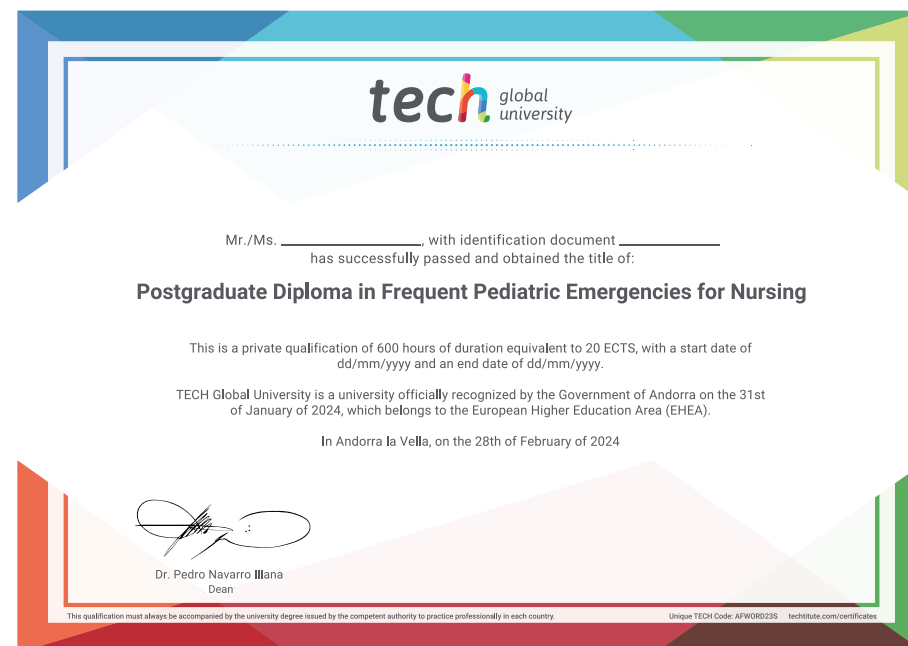
This **TECH Global University** private qualification is a European program of continuing education and professional updating that guarantees the acquisition of competencies in its area of knowledge, providing a high curricular value to the student who completes the program.

Title: **Postgraduate Diploma in Frequent Pediatric Emergencies for Nursing**

Modality: **online**

Duration: **6 months**

Accreditation: **20 ECTS**



*Apostille Convention. In the event that the student wishes to have their paper diploma issued with an apostille, TECH Global University will make the necessary arrangements to obtain it, at an additional cost.

future
health confidence people
education information tutors
guarantee accreditation teaching
institutions technology learning
community commitment
personalized service innovation
knowledge present
online training
development language
virtual classroom

tech global
university

Postgraduate Diploma
Frequent Pediatric
Emergencies for Nursing

- » Modality: online
- » Duration: 6 months
- » Certificate: TECH Global University
- » Credits: 20 ECTS
- » Schedule: at your own pace
- » Exams: online

Postgraduate Diploma

Frequent Pediatric Emergencies for Nursing