

Postgraduate Diploma

Digestive Feeding, Intestinal
and Urinary Ostomies for Nurses





Postgraduate Diploma Digestive Feeding, Intestinal and Urinary Ostomies for Nurses

- » Modality: online
- » Duration: 6 months
- » Certificate: TECH Technological University
- » Dedication: 16h/week
- » Schedule: at your own pace
- » Exams: online

Website: www.techtute.com/pk/nursing/postgraduate-diploma/postgraduate-diploma-digestive-feeding-intestinal-urinary-ostomies-nurses

Index

01

Introduction

p. 4

02

Objectives

p. 8

03

Course Management

p. 12

04

Structure and Content

p. 16

05

Methodology

p. 20

06

Certificate

p. 28

01

Introduction

Ostomies and their care find in the nursing area the essential support to give the patient an adequate integral attention. In this Postgraduate Diploma, you will find the most up-to-date advances and ways of working in digestive, feeding, intestinal and urinary ostomies. With a high-level training program that will propel you in your profession, with the endorsement and prestige of the world's largest online university.





“

A comprehensive expert designed to propel nurses toward excellence in the care of digestive, feeding, bowel and urinary ostomies”

A reminder of the anatomical and physiological aspects of the digestive system will be made, in order to know its functions, its parts and its importance in the patient's health.

It will be able to identify which diseases or pathological health processes will lead to the performance of digestive feeding ostomies.

An exhaustive classification of the types of digestive feeding ostomies, their functionalities and temporality, as well as the characteristics that identify them, will be carried out.

Unfortunately, complications can occur in digestive feeding ostomies, so knowing, identifying, preventing and treating them is one of the most important roles that nurses will play in their daily work.

Identifying the techniques and ways of feeding patients with these ostomies is key to know what care is required and what needs must be met, and knowing them will prevent complications and unnecessary adverse events.

Nursing care must be planned, so, thanks to this, we will know what care is required by patients with digestive feeding ostomies at each moment.

There are many types of devices for patient care, knowing them, knowing their functions, their peculiarities is essential to be able to treat the patient. Not all devices are the same and not all patients are the same; each patient requires a different device, which will depend on their characteristics, needs and abilities.

Irrigation is one of the techniques that patients can perform in these types of ostomies, so knowing the technique and its peculiarities is necessary to carry out health education with the patient.

The prevention of urinary tract infections is one of the key points in healthcare, due to the morbimortality that this entails, so taking measures to prevent them and carrying out health education for the patient about them is a basic point in our day-to-day work.

This **Postgraduate Diploma in Digestive Feeding, Intestinal and Urinary Ostomies for Nurses** contains the most complete and up to date scientific program on the market.

The most important features of the Specialist Diploma program are:

- ♦ Clinical cases presented by experts. Its graphic, schematic and eminently practical contents, with which they are conceived, gather scientific and assistance information on those medical disciplines that are essential for professional practice.
- ♦ Diagnostic and therapeutic novelties on the care of patients with digestive pathologies.
- ♦ Presentation of practical workshops on procedures, diagnosis, and treatment techniques.
- ♦ Algorithm-based interactive learning system for decision-making in the presented clinical situations.
- ♦ It includes theoretical lessons, questions to the expert, discussion forums on controversial topics and individual reflection papers.
- ♦ Content that is accessible from any fixed or portable device with an Internet connection.



You will learn in a real way, through cases and practical situations, which will allow you to deepen your knowledge in a contextual way"

“

An exceptional opportunity to give your CV a boost with intensive and efficient training, but fully compatible with your professional and personal life"

Its teaching staff includes reference professionals, who contribute their work experience to this refresher program, in addition to other professionals specializing in the digestive system service.

The multimedia content developed with the latest educational technology will provide the professional with situated and contextual learning, i.e., a simulated environment that will provide an immersive training program to train in real situations.

The design of this program is based on Problem-Based Learning, by means of which the nursing professional must try to solve the different professional practice situations that arise throughout the program. This will be done with the help of an innovative interactive video system developed by recognized experts in nursing care in internal digestive pathology care and with extensive teaching experience.

During the course you will acquire practical experience through simulated learning environments based on real situations and cases



02 Objectives

The objective of this course is to offer you the most complete training course through all aspects of nursing intervention in ostomy care. A comprehensive training that will allow you to expand your knowledge and give you the confidence and expertise of top-level professionals.





“

Learn everything you need to intervene safely and effectively in the care of the ostomy patient while giving a boost of quality to your profession ”



General Objectives

Module 1. Digestive Feeding Ostomies

- ♦ Manage theoretical knowledge and skills that support nursing practice in the care of patients with digestive feeding ostomies.

Module 2. Digestive Elimination Ostomies

- ♦ Manage theoretical knowledge and skills that support the nursing practice in the care of patients with digestive removal ostomies.

Module 3. Urinary Elimination Ostomies

- ♦ Apply theoretical knowledge and skills that support the nursing practice in the care of patients with urinary elimination ostomies.



Our goal is to achieve academic excellence and to help you achieve it too"





Specific Objectives

Module 1. Digestive Feeding Ostomies

- ♦ Recall the anatomical and physiological basis of the digestive system.
- ♦ Identify the diseases and pathological processes that will generate the performance of digestive feeding ostomies.
- ♦ Identify each type of digestive feeding ostomies, their characteristics, peculiarities and health needs.
- ♦ Identify surgical techniques used for the formation of digestive feeding ostomies.
- ♦ Identify the complications that may arise in digestive feeding ostomies, as well as their prevention and treatment.
- ♦ Apply patient feeding techniques, acquiring the necessary knowledge to perform an adequate technique and possible training to the patient and family.

Module 2. Digestive Elimination Ostomies

- ♦ Recall the anatomical and physiological basis of the digestive system.
- ♦ Identify the diseases and pathological processes that will generate the performance of digestive elimination ostomies.
- ♦ Identify each type of digestive elimination ostomies, their characteristics, peculiarities and health needs.
- ♦ Identify surgical techniques used for the formation of digestive elimination ostomies.
- ♦ Identify the complications that may arise in digestive elimination ostomies, as well as their prevention and treatment.
- ♦ Deepen knowledge of the technique of intestinal irrigation, its characteristics, acquiring the necessary knowledge to perform an adequate training to the patient.

Module 3. Urinary Elimination Ostomies

- ♦ Recall the anatomical and physiological basis of the urinary system.
- ♦ Identify the diseases and pathological processes that will generate the performance of urinary elimination ostomies.
- ♦ Identify each type of urinary elimination ostomies, their characteristics, peculiarities and health needs.
- ♦ Identify surgical techniques used for the formation of urinary elimination ostomies.
- ♦ Identify the complications that may arise in urinary ostomies, as well as their prevention and treatment.
- ♦ Deepen knowledge of the importance of the prevention of urinary tract infections, as well as their repercussions and morbimorbidities.

03

Course Management

A teaching staff made up of leading professionals who bring to this training the experience of their work. Additionally, other specialists of recognized prestige have participated in the creation of the contents, complementing the program in an interdisciplinary manner.





“

The best professionals in the industry, at your fingertips in a high quality training, created to propel you towards excellence”

Management



Rodríguez Perea, Ana María

- ◆ Diploma in Nursing
- ◆ Master's Degree in Health Management and Direction Health Planning for Health Executives
- ◆ Associate Professor Rey Juan Carlos University
- ◆ Nursing Supervisor of General and Digestive Surgery Hospitalization at the Rey Juan Carlos University Hospital

Professors

Arroyo Girón, Rocío

- ◆ Nurse in general and digestive surgery hospitalization University Hospital Rey Juan Carlos.

Carrasco Gil, Vanessa

- ◆ Specialist in pediatric nursing, deputy director of nursing, University Hospital Rey Juan Carlos.

Crespo González, Miguel

- ◆ Hospitalization nurse, general and digestive surgery, University Hospital Rey Juan Carlos.

Crespo González, Juan

- ◆ Hospitalization nurse, general and digestive surgery, University Hospital Rey Juan Carlos.

Guillén Plaza, Sara

- ◆ Nurse in general and digestive surgery hospitalization University Hospital Rey Juan Carlos.

Jiménez Buendía, Irene


- ◆ Nurse in general and digestive surgery hospitalization University Hospital Rey Juan Carlos.

Martin Castro, Rafael

- ◆ Physiotherapist at the University Hospital Rey Juan Carlos.

Santa Escolástica Villoria, Sonia

- ◆ Otolaryngology Hospitalization Nursing Supervisor
- ◆ Traumatology and Urology University Hospital Rey Juan Carlos.



04

Structure and Content

The contents of this course have been created to provide the most efficient route through the essential knowledge of this area of work. A complete, intensive, clear and useful syllabus that will allow you to use the new skills and knowledge you acquire almost immediately.



“

A complete training program created by experts in the field that will take you through the most comprehensive and effective compendium of knowledge in the online teaching market"

Module 1. Digestive Feeding Ostomies

- 1.1. Anatomical and Physiological Aspects of the Digestive System
- 1.2. Diseases and Pathologies of the Digestive System
- 1.3. Other Pathologies Related to Digestive Feeding Ostomies
- 1.4. Types of Digestive Feeding Ostomies
- 1.5. Own Characteristics
- 1.6. Early Complications
- 1.7. Late Complications
- 1.8. Nursing Care
- 1.9. Feeding Techniques
- 1.10. Types of Devices and their Characteristics

Module 2. Digestive Intestinal Ostomy of Elimination

- 2.1. Anatomical and Physiological Aspects of the Digestive System
- 2.2. Diseases and Pathologies of the Small and Large Intestine
- 2.3. Surgical Techniques for the Realization of Stomas
- 2.4. Types of Ileostomies
- 2.5. Types of Colostomies
- 2.6. Own Characteristics
- 2.7. Early Complications
- 2.8. Late Complications
- 2.9. Nursing Care
- 2.10. Types of Devices and their Characteristics
- 2.11. Irrigation



Module 3. Urinary Elimination Ostomies

- 3.1. Anatomical and Physiological Aspects of the Urinary System
- 3.2. Diseases and Pathologies of the Urinary System
- 3.3. Surgical Techniques for the Realization of Stomas
- 3.4. Types of Urinary Ostomies
- 3.5. Own Characteristics
- 3.6. Early Complications
- 3.7. Late Complications
- 3.8. Nursing Care
- 3.9. Types of Devices and their Characteristics
- 3.10. Prevention of Infection



A unique, key, and decisive training experience to boost your professional development"



05

Methodology

This training provides you with a different way of learning. Our methodology uses a cyclical learning approach: ***Re-learning***.

This teaching system is used in the most prestigious medical schools in the world, and major publications such as the ***New England Journal of Medicine*** have considered it to be one of the most effective.





Discover Re-learning, a system that abandons conventional linear learning, to take you through cyclical teaching systems: a way of learning that has proven to be extremely effective, especially in subjects that require memorization"

At TECH Nursing School we use the Case Method

In a given clinical situation, what would you do? Throughout the program, you will be presented with multiple simulated clinical cases based on real patients, where you will have to investigate, establish hypotheses and, finally, resolve the situation. There is an abundance of scientific evidence on the effectiveness of the method. Nurses learn better, faster, and more sustainably over time.

With TECH, nurses can experience a learning methodology that is shaking the foundations of traditional universities around the world



According to Dr. Gervas, the clinical case is the annotated presentation of a patient, or group of patients, which becomes a "case", an example or model that illustrates some peculiar clinical component, either because of its teaching power or because of its uniqueness or rarity. It is essential that the case is based on current professional life, in an attempt to recreate the real conditions in professional nursing practice.

“

Did you know that this method was developed in 1912 at Harvard for law students? The case method consisted of presenting students with real-life, complex situations for them to make decisions and justify their decisions on how to solve them. In 1924, Harvard adopted it as a standard teaching method ”

The effectiveness of the method is justified by four fundamental achievements:

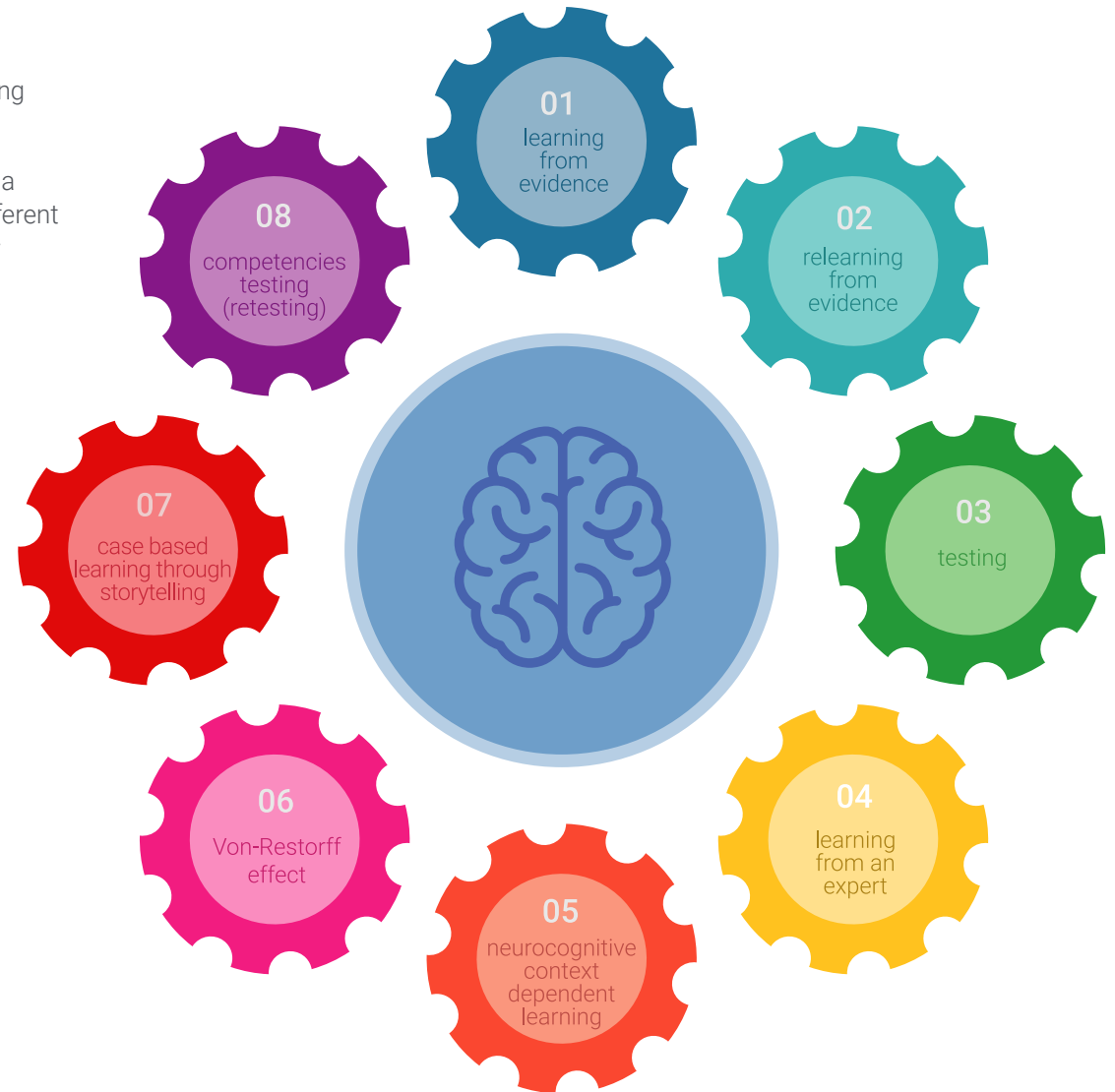
1. Nurses who follow this method not only grasp concepts, but also develop their mental capacity by evaluating real situations and applying their knowledge.
2. The learning process has a clear focus on practical skills that allow the nursing professional to better integrate knowledge acquisition into the hospital setting or primary care.
3. Ideas and concepts are understood more efficiently, given that the example situations are based on real-life.
4. Students like to feel that the effort they put into their studies is worthwhile. This then translates into a greater interest in learning and more time dedicated to working on the university program.



Re-learning Methodology

At TECH we enhance the Harvard case method with the best 100% online teaching methodology available: Re-learning.

Our University is the first in the world to combine the study of clinical cases with a 100% online learning system based on repetition, combining a minimum of 8 different elements in each lesson, which represent a real revolution with respect to simply studying and analyzing cases.



The nurse will learn through real cases and by solving complex situations in simulated learning environments. These simulations are developed using state-of-the-art software to facilitate immersive learning

At the forefront of world teaching, the Re-learning method has managed to improve the overall satisfaction levels of professionals who complete their studies, with respect to the quality indicators of the best Spanish-speaking online university (Columbia University).

With this methodology we have trained more than 175,000 nurses with unprecedented success, in all specialties regardless of from the workload. All this in a highly demanding environment, where the students have a strong socio-economic profile and an average age of 43.5 years.

Re-learning will allow you to learn with less effort and better performance, involving you more in your specialization, developing a critical mindset, defending arguments, and contrasting opinions: a direct equation to success

In our program, learning is not a linear process, but rather a spiral (we learn, unlearn, forget, and re-learn). Therefore, we combine each of these elements concentrically.

The overall score obtained by our learning system is 8.01, according to the highest international standards.



In this program you will have access to the best educational material, prepared with you in mind:



Study Material

All teaching material is produced by the specialists who teach the course, specifically for the course, so that the teaching content is really specific and precise.

This content is then adapted in an audiovisual format that will create our way of working online, with the latest techniques that allow us to offer you high quality in all of the material that we provide you with.



Nursing Techniques and Procedures on Video

We introduce you to the latest techniques, to the latest educational advances, to the forefront of current nursing procedures and techniques. All this, in first person, with the maximum rigor, explained and detailed for your assimilation and understanding. And best of all, you can watch them as many times as you want.



Interactive Summaries

We present the contents attractively and dynamically in multimedia lessons that include audio, videos, images, diagrams, and concept maps in order to reinforce knowledge.

This unique multimedia content presentation training system was awarded by Microsoft as a "European Success Story".



Additional Reading

Recent articles, consensus documents, international guides. in our virtual library you will have access to everything you need to complete your training.





Expert-led case studies and case analysis

Effective learning ought to be contextual. Therefore, we will present you with real case developments in which the expert will guide you through the development of attention and the resolution of different situations: a clear and direct way to achieve the highest degree of understanding.



Testing & Retesting

We periodically evaluate and re-evaluate your knowledge throughout the program, through assessment and self-assessment activities and exercises: so that you can see how you are achieving your goals.



Classes

There is scientific evidence suggesting that observing third-party experts can be useful.
Learning from an expert strengthens knowledge and memory, and generates confidence in our future difficult decisions.



Quick Action Guides

We offer you the most relevant contents of the course in the form of worksheets or quick action guides. A synthetic, practical, and effective way to help you progress in your learning.



06

Certificate

The **Postgraduate Diploma in Digestive Feeding, Intestinal and Urinary Ostomies for Nurses** guarantees you, in addition to the most rigorous and up to date training, access to a Postgraduate Diploma issued by **TECH - Technological University**.





Successfully complete this training and receive your university degree without travel or laborious paperwork"

This **Postgraduate Diploma in Digestive Feeding, Intestinal and Urinary Ostomies for Nurses** contains the most complete and up to date scientific program on the market.

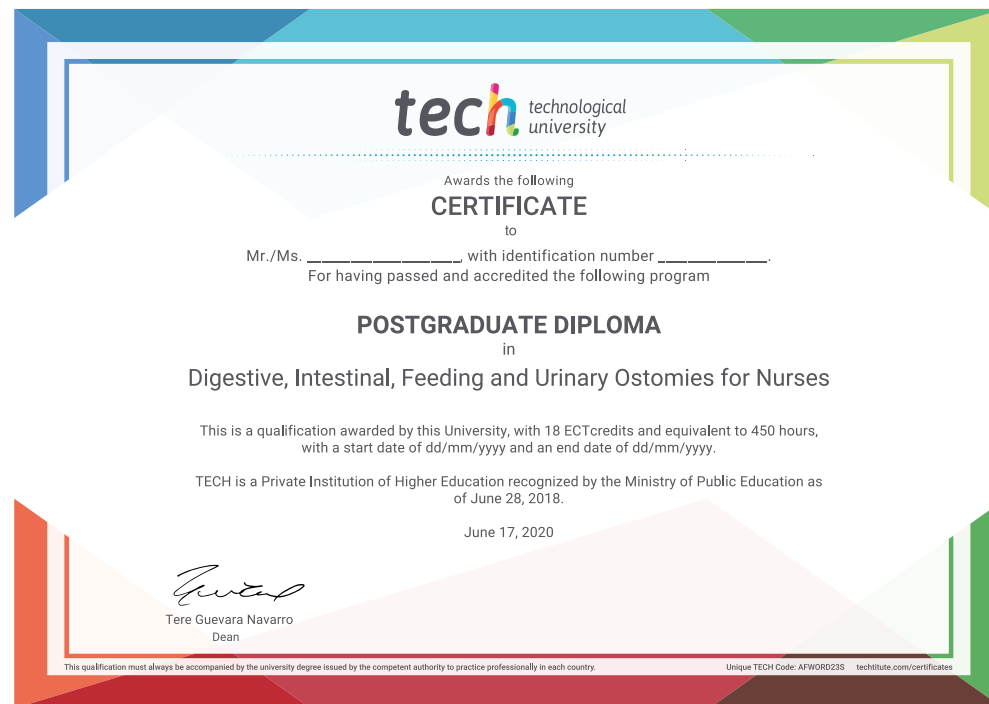
Once the evaluation has been passed, the student will receive their corresponding **Postgraduate Diploma** issued by **TECH Technological University** by tracked delivery.

The certificate issued by **TECH - Technological University** will express the qualification obtained in the Postgraduate Diploma, and meets the requirements commonly demanded by labor exchanges, competitive examinations and professional career evaluation committees.

Title: **Postgraduate Diploma in Digestive, Intestinal, Feeding and Urinary Ostomies for Nurses**

ECTS: **18**

Official Number of Hours: **450 hours**.



*Apostille Convention. In the event that the student wishes to have their paper diploma issued with an apostille, TECH EDUCATION will make the necessary arrangements to obtain it, at an additional cost.

future
health confidence people
education information tutors
guarantee accreditation teaching
institutions technology learning
community commitment
personalized service innovation
knowledge present
development language
virtual classroom



Postgraduate Diploma
Digestive Feeding, Intestinal
and Urinary Ostomies
for Nurses

- » Modality: **online**
- » Duration: **6 months**
- » Certificate: **TECH Technological University**
- » Dedication: **16h/week**
- » Schedule: **at your own pace**
- » Exams: **online**

Postgraduate Diploma

Digestive Feeding, Intestinal
and Urinary Ostomies for Nurses

