

# Postgraduate Diploma Clinical, Surgical, and Emergency Ophthalmic Nursing





## Postgraduate Diploma Clinical, Surgical, and Emergency Ophthalmic Nursing

- » Modality: online
- » Duration: 6 months
- » Certificate: TECH Technological University
- » Dedication: 16h/week
- » Schedule: at your own pace
- » Exams: online

Website: [www.techtute.com/in/nursing/postgraduate-diploma/postgraduate-diploma-clinical-surgical-emergency-ophthalmic-nursing](http://www.techtute.com/in/nursing/postgraduate-diploma/postgraduate-diploma-clinical-surgical-emergency-ophthalmic-nursing)

# Index

01

Introduction

---

*p. 4*

02

Objectives

---

*p. 8*

03

Course Management

---

*p. 12*

04

Structure and Content

---

*p. 16*

05

Methodology

---

*p. 22*

06

Certificate

---

*p. 30*

# 01

# Introduction

The Postgraduate Diploma in Clinical, Surgical, and Emergency Ophthalmic Nursing responds to the need for intensive and high quality specialization that professionals in these areas need. Through this process, you will achieve the skills and abilities necessary to act with the solvency of a highly competent professional. An enriching experience at all levels, created with a multidisciplinary approach based on the experience of different areas of work, which will allow you to grow in your profession with the most effective system in the educational market.





“

*Acquire the necessary skills to work in the clinical, surgical and emergency nursing services in the best Ophthalmology Units with a Postgraduate Diploma of high educational intensity”*

The work of the nursing professional is developed in multiple and different areas of intervention. From the patient's reception and accompaniment, to the moment of treatment application and follow up control, the nursing staff must have the capacity of a multifunctional worker.

This is also essential in the Ophthalmic Nursing The nursing professional requires a solid specialization that qualifies them in the work areas in which they are going to develop their work. This performance is also affected by the constant technical and technological advances in this field, which means that professionals must be attentive to all updates so as not to become outdated at great speed.

However, achieving this update requires a dedication that is not always compatible with real life.

This complete Postgraduate Diploma has managed to reconcile the intensity of a very complete program, which covers all the essential aspects of the specialization of an expert in ophthalmic nursing, with the daily life of any professional, even those who are in practice.

Through a study approach that takes advantage of the most efficient teaching formulas and the most useful and versatile online systems, this Postgraduate Diploma is a highly qualified tool that will take you, step by step, at your own pace but without delay, to the most demanding academic goal.

A luxury program that TECH makes available to you with the best conditions on the educational market.

This **Postgraduate Diploma in Clinical, Surgical, and Emergency Ophthalmic Nursing** contains the most complete and up-to-date scientific program on the market. The most important features include:

- ◆ The latest technology in online teaching software
- ◆ A highly visual teaching system, supported by graphic and schematic contents that are easy to assimilate and understand
- ◆ Practical cases presented by practising experts
- ◆ State-of-the-art interactive video systems
- ◆ Teaching supported by telepractice
- ◆ Continuous updating and recycling systems
- ◆ Autonomous learning: full compatibility with other occupations
- ◆ Practical exercises for self-evaluation and learning verification
- ◆ Support groups and educational synergies: questions to the expert, debate and knowledge forums
- ◆ Communication with the teacher and individual reflection work
- ◆ Content that is accessible from any fixed or portable device with an Internet connection
- ◆ Supplementary documentation databases are permanently available, even after the course



*With this Postgraduate Diploma you will be able to combine high intensity training with your professional and personal life, achieving your goals in a simple and real way"*

“

*A program created and directed by professional experts in Ophthalmic Nursing that make this Postgraduate Diploma a unique opportunity for professional growth”*

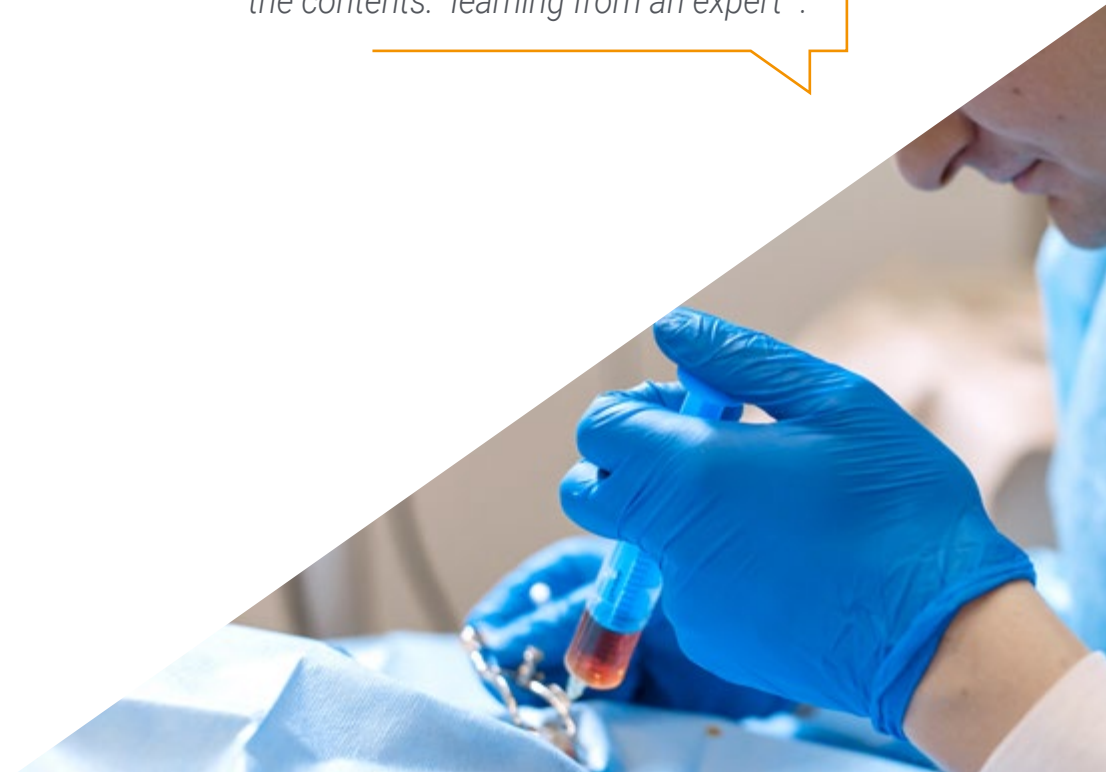
Our teaching staff is made up of professionals from different fields related to this specialty. In this way we ensure that we deliver the educational update we are aiming for. A multidisciplinary team of professionals, trained and experienced in different environments, who will cover the theoretical knowledge in an efficient way, but, above all, will bring the practical knowledge derived from their own experience to the course: one of the differential qualities of this course.

This mastery of the subject is complemented by the effectiveness of the methodology used in the design of this Postgraduate Diploma in Clinical, Surgical, and Emergency Ophthalmic Nursing. Developed by a multidisciplinary team of experts, it integrates the latest advances in educational technology. In this way, you will be able to study with a range of comfortable and versatile multimedia tools that will give you the operability you need in your training.

The design of this program is based on Problem-Based Learning: an approach that conceives learning as a highly practical process. To achieve this remotely, we will use telepractice: with the help of an innovative interactive video system, and learning from an expert you will be able to acquire the knowledge as if you were facing the scenario you are learning at that moment. A concept that will allow you to integrate and fix learning in a more realistic and permanent way.

*The learning of this Postgraduate Diploma is developed through the most advanced teaching methods in online teaching to guarantee that studying this program will have the best possible results.*

*Our innovative telepractice concept will give you the opportunity to learn through an immersive experience, which will provide you with a faster integration and a much more realistic view of the contents: “learning from an expert” .*






02

# Objectives

The objective of this program is to provide nursing professionals with the necessary knowledge and skills to perform their activity in the field of Ophthalmology. Through a work approach that is fully adaptable to the student, this Postgraduate Diploma will progressively lead you to acquire the skills that will propel you to a much higher professional level.







“

*Become one of the most sought after professionals of the moment, with this Postgraduate Diploma in Clinical, Surgical, and Emergency Ophthalmic Nursing”*



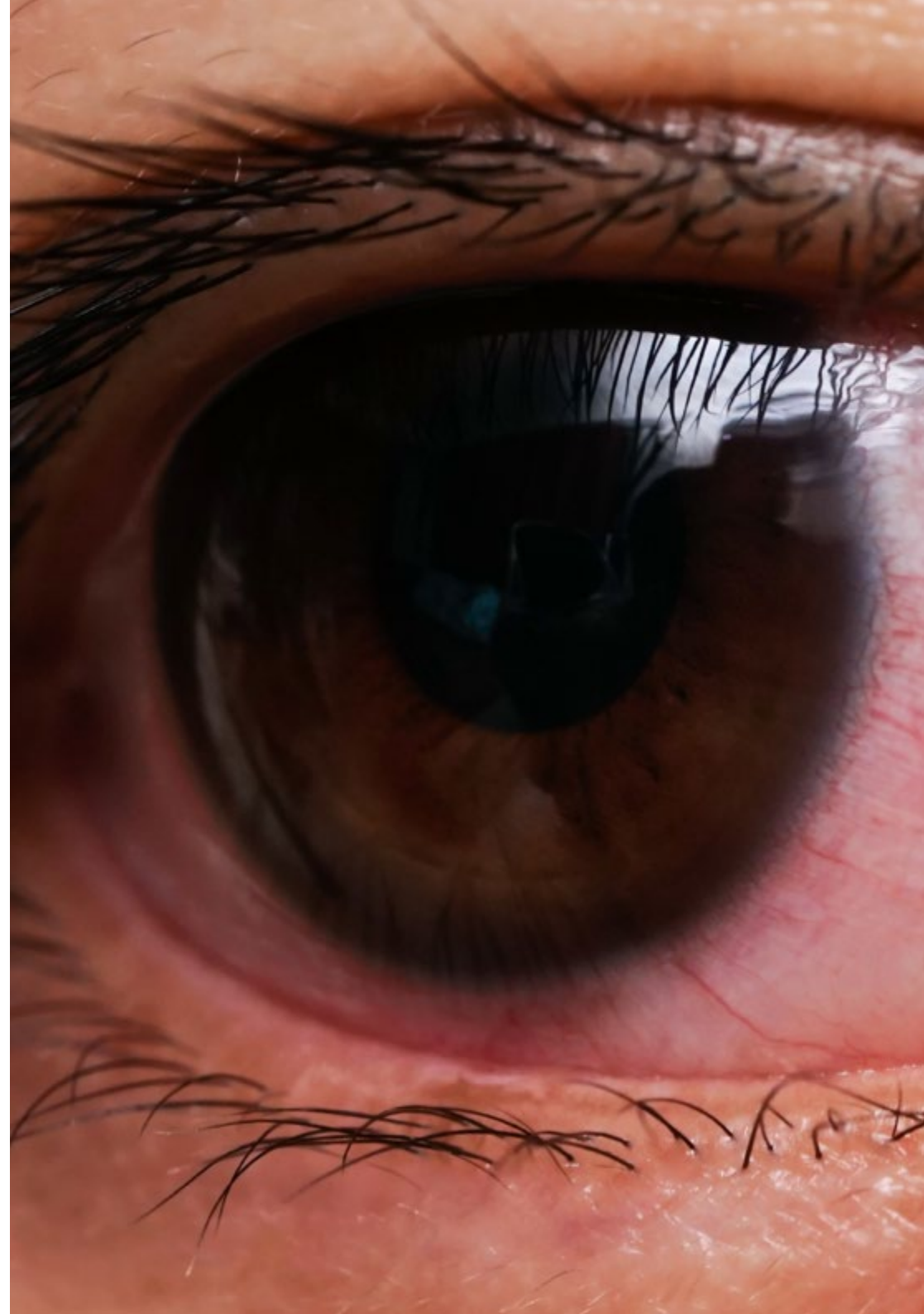
## General Objectives

---

- ◆ Specialize quality nurses to offer high-level ophthalmic nursing care
- ◆ Acquire knowledge and skills that will enable nurses to practice their profession autonomously within the field of ophthalmic nursing

“

*A boost to your CV that will give you the competitiveness of the best prepared professionals in the labor market”*





## Specific Objectives

---

### Module 1. Clinical Ophthalmic Nursing

- ◆ Know and handle the different complementary ophthalmological examination techniques: pachymetry, tonometry, biometry-calculation of intraocular lenses, corneal topography and endothelial count, angiofluoresceingraphy, optical coherence tomography, retinography, campimetry and vision test, chromatic-stereopsis
- ◆ Acquire knowledge and practice in the management of the patient who comes to the general ophthalmology practice
- ◆ Introduction to the management of the ophthalmologic patient in the different units of the specialty and knowledge of the complementary examinations of each one of them
- ◆ Identify the role of nursing in eye care within a multidisciplinary team

### Module 2. Surgical Ophthalmic Nursing

- ◆ Ensure continuous specialization to raise the level of knowledge and stimulate the self development and motivation of nursing professionals in the field of ophthalmology
- ◆ Acquire specific knowledge of the nurse's performance in the ophthalmology operating room and the pre- and post-operative care of the ophthalmologic patient
- ◆ Learn the different types of anesthesia specific to ophthalmology
- ◆ Acquire the necessary knowledge for the handling of specific devices in the different ophthalmologic surgeries

### Module 3. Ocular Emergencies

- ◆ Define the different ocular signs and symptoms in emergencies
- ◆ Define emergency ocular traumatological pathology and define protocols of action
- ◆ Know the diseases of the conjunctiva, cornea, eyelids, orbit, retina and anterior pole in emergencies
- ◆ Learn how to perform a complete ophthalmologic examination, both sensorial and anatomical



03

# Course Management

For our course to be of the highest quality, we are proud to work with a teaching staff of the highest level, chosen for their proven track record. Professionals from different areas and fields of expertise that make up a complete, multidisciplinary team. A unique opportunity to learn from the best.





“

*An impressive teaching staff, made up of professionals from different areas of expertise will be your teachers during the program: a unique opportunity not to be missed”*

## Management



### Mr. Medina Andana, Francisco Javier

- Nurse in charge of operating rooms
- University Diploma in Nursing, University School Virgen del Rocío
- University Diploma in Nursing, University of Seville
- Member of the Spanish Society of Ophthalmic Nursing

## Professors

### Ms. Escalona Conejo, Loida

- ♦ specialist in Optics and Optometry from the University of Granada
- ♦ Scientific-technological high school education in Stockholm (Sweden)
- ♦ FDA-approved degree for the fitting of CRT therapeutic lenses
- ♦ Course on pediatric optometry and ocular health given by San Pablo University



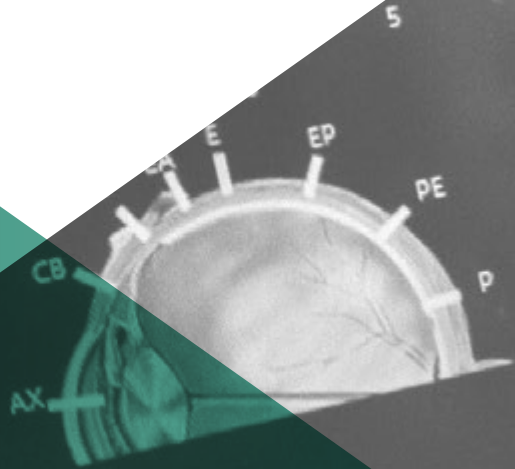


# 04

# Structure and Content

The contents of this Postgraduate Diploma have been developed by the different experts involved in the program, with a clear purpose: to ensure that our students acquire each and every one of the necessary skills to become true experts in this field.

A complete and well structured program that will take you to the highest standards of quality and success.



“

*A comprehensive teaching program,  
structured in well developed teaching units,  
oriented towards learning that is compatible  
with your personal and professional life"*



## Module 1. Clinical Ophthalmic Nursing

- 1.1. Introduction to Clinical Nursing
  - 1.1.1. Ocular Medical History
  - 1.1.2. Medical History
  - 1.1.3. Organic Law on the Protection of Personal Data
  - 1.1.4. Informed consent
- 1.2. Visual Acuity
  - 1.2.1. Visual Acuity Exploration
  - 1.2.2. Visual Acuity Measurement Systems
- 1.3. Refractive Power Measurement Systems
  - 1.3.1. Use of the Autorefractometer
- 1.4. Examination of the Lacrimal Duct
  - 1.4.1. Definition
  - 1.4.2. Tearing and Epiphora
  - 1.4.3. Types of Obstructions
- 1.5. Performance of Ocular Biometrics
  - 1.5.1. Contact technique
  - 1.5.2. Optical Biometrics
  - 1.5.3. Introduction to Intraocular Lens Calculation
- 1.6. Performing Various Ophthalmic Examinations:
  - 1.6.1. Performance of Corneal Topography
  - 1.6.2. Performing Angiography
  - 1.6.3. Visual Field Examination
  - 1.6.4. Intraocular Pressure Measurement
    - 1.6.4.1. Contact Tonometers
    - 1.6.4.2. Non-Contact Tonometers
  - 1.6.5. Performance of Confocal Specular Microscopy
  - 1.6.6. Use of the Frontophocometer
- 1.7. Optical Coherence Tomography (OCT)
  - 1.7.1. Definition
  - 1.7.2. Test Execution





- 1.8. Slitlamp Handling
  - 1.8.1. Definition
  - 1.8.2. Slitlamp Use
- 1.9. Ocular Electrophysiology
  - 1.9.1. Electroretinogram
  - 1.9.2. Electrooculogram
  - 1.9.3. Visual Evoked Potentials
- 1.10. Ophthalmology Nurse Consultation
  - 1.10.1. Nursing Care for Patients with Visual Problems Related to Diabetes Mellitus
  - 1.10.2. Nursing Care for Patients with Low Vision

## Module 2. Surgical Ophthalmic Nursing

- 2.1. Definition Perioperative Surgical Process
  - 2.1.1. Pre-Surgery Surgical Process
  - 2.1.2. Intraoperative Surgical Process
  - 2.1.3. Post-Surgery Surgical Process
- 2.2. Ophthalmic Surgical Equipment
  - 2.2.1. Description of Equipment
  - 2.2.2. Explanation of the Use of Equipment
  - 2.2.3. Basic Maintenance of the Equipment
- 2.3. Ophthalmic Anesthesia
  - 2.3.1. Types of Anesthesia
  - 2.3.2. Ophthalmic Anesthesia
  - 2.3.3. Ophthalmic Anesthesia Consumables
- 2.4. Ophthalmic Surgery Eyelids, Conjunctiva, Orbit
  - 2.4.1. Definition and Types of Eyelid, Conjunctiva, Orbit Surgery
  - 2.4.2. Types of Anesthesia
  - 2.4.3. List of Surgical Equipment
  - 2.4.4. List of Surgical Consumables
  - 2.4.5. List of Surgical Tools
  - 2.4.6. Surgical Instrumentation Protocol

- 2.5. Ophthalmic Surgery Cataracts.
  - 2.5.1. Definition and Types of Cataract Surgery
  - 2.5.2. Types of Anesthesia
  - 2.5.3. List of Surgical Equipment
  - 2.5.4. List of Surgical Consumables
  - 2.5.5. List of Surgical Tools
  - 2.5.6. Surgical Instrumentation Protocol
- 2.6. Ophthalmic Surgery Glaucoma
  - 2.6.1. Definition and Types of Glaucoma Surgery
  - 2.6.2. Types of Anesthesia
  - 2.6.3. List of Surgical Equipment
  - 2.6.4. List of Surgical Consumables
  - 2.6.5. List of Surgical Tools
  - 2.6.6. Surgical Instrumentation Protocol
- 2.7. Ophthalmic Surgery Retina
  - 2.7.1. Definition and Types of Retina Surgery
  - 2.7.2. Types of Anesthesia
  - 2.7.3. List of Surgical Equipment
  - 2.7.4. List of Surgical Consumables
  - 2.7.5. List of Surgical Tools
  - 2.7.6. Surgical Instrumentation Protocol
- 2.8. Ophthalmic Surgery Cornea
  - 2.8.1. Definition and Types of Corneal Surgery
  - 2.8.2. Types of Anesthesia
  - 2.8.3. List of Surgical Equipment
  - 2.8.4. List of Surgical Consumables
  - 2.8.5. List of Surgical Tools
  - 2.8.6. Surgical Instrumentation Protocol
- 2.9. Ophthalmic Surgery Refractive Surgery
  - 2.9.1. Definition and Types of Refractive Surgery
  - 2.9.2. Types of Anesthesia
  - 2.9.3. List of Surgical Equipment
  - 2.9.4. List of Surgical Consumables
  - 2.9.5. List of Surgical Tools
  - 2.9.6. Surgical Instrumentation Protocol

## Module 3. Ocular Emergencies

- 3.1. Ocular Burns
  - 3.1.1. Introduction
  - 3.1.2. Types of Burns
    - 3.1.2.1. Chemical
    - 3.1.2.2. Due to Radiation
    - 3.1.2.3. Thermal
  - 3.1.3. Complications
  - 3.1.4. Treatment
- 3.2. Endophthalmitis
  - 3.2.1. Definition and Types
  - 3.2.2. Risk Factors
  - 3.2.3. Signs and Symptoms
  - 3.2.4. Treatment
  - 3.2.5. Legal Aspects of Endophthalmitis
- 3.3. Ocular Trauma
  - 3.3.1. Definition
  - 3.3.2. Types of Trauma
  - 3.3.3. Treatment
- 3.4. Central Retinal Artery Obstruction
  - 3.4.1. Definition
  - 3.4.2. Signs and Symptoms
  - 3.4.3. Treatment
- 3.5. Acute Glaucoma
  - 3.5.1. Definition
  - 3.5.2. Signs and Symptoms
  - 3.5.3. Treatment
- 3.6. Complications of Contact Lens Misuse
  - 3.6.1. Definition
  - 3.6.2. Keratitis Definition. Types of Keratitis
  - 3.6.3. Giant Papillary Conjunctivitis
  - 3.6.4. Treatment



- 3.7. Pink Eye. Conjunctivitis, Corneal Erosions Foreign Bodies
  - 3.7.1. Definition
  - 3.7.2. Signs and Symptoms
  - 3.7.3. Treatment
- 3.8. Guide to Ocular Sampling
  - 3.8.1. Definition
  - 3.8.2. Sample Collection
    - 3.8.2.1. Conjunctival Exudate
    - 3.8.2.2. Corneal Scrapings
    - 3.8.2.3. Contact Lenses
    - 3.8.2.4. Surgical Samples
  - 3.8.3. Required Equipment and Technique
- 3.9. Preparation for Intraocular Drug Injections
  - 3.9.1. Definition
  - 3.9.2. Types of Drugs Used
  - 3.9.3. Procedure
- 3.10. Complications of Ocular Surgery
  - 3.10.1. Complications of Cataract Surgery
  - 3.10.2. Complications of Retina Surgery
  - 3.10.3. Complications of Corneal Surgery
  - 3.10.4. Complications of Glaucoma Surgery
  - 3.10.5. Complications of Refractive Surgery



*A unique, key, and decisive program to boost your professional development*

05

# Methodology

This academic program offers students a different way of learning. Our methodology uses a cyclical learning approach: **Relearning**.

This teaching system is used, for example, in the most prestigious medical schools in the world, and major publications such as the **New England Journal of Medicine** have considered it to be one of the most effective.



“

*Discover Relearning, a system that abandons conventional linear learning, to take you through cyclical teaching systems: a way of learning that has proven to be extremely effective, especially in subjects that require memorization"*

## At TECH Nursing School we use the Case Method

In a given situation, what should a professional do? Throughout the program, students will face multiple simulated clinical cases, based on real patients, in which they will have to do research, establish hypotheses, and ultimately resolve the situation. There is an abundance of scientific evidence on the effectiveness of the method. Nurses learn better, faster, and more sustainably over time.

*With TECH, nurses can experience a learning methodology that is shaking the foundations of traditional universities around the world.*



According to Dr. Gérvas, the clinical case is the annotated presentation of a patient, or group of patients, which becomes a "case", an example or model that illustrates some peculiar clinical component, either because of its teaching power or because of its uniqueness or rarity. It is essential that the case is based on current professional life, in an attempt to recreate the real conditions in professional nursing practice.

“

*Did you know that this method was developed in 1912, at Harvard, for law students? The case method consisted of presenting students with real-life, complex situations for them to make decisions and justify their decisions on how to solve them. In 1924, Harvard adopted it as a standard teaching method”*

The effectiveness of the method is justified by four fundamental achievements:

1. Nurses who follow this method not only grasp concepts, but also develop their mental capacity, by evaluating real situations and applying their knowledge.
2. The learning process has a clear focus on practical skills that allow the nursing professional to better integrate knowledge acquisition into the hospital setting or primary care.
3. Ideas and concepts are understood more efficiently, given that the example situations are based on real-life.
4. Students like to feel that the effort they put into their studies is worthwhile. This then translates into a greater interest in learning and more time dedicated to working on the course.





## Relearning Methodology

At TECH we enhance the case method with the best 100% online teaching methodology available: Relearning.

This university is the first in the world to combine case studies with a 100% online learning system based on repetition combining a minimum of 8 different elements in each lesson, which is a real revolution compared to the simple study and analysis of cases.



*The nurse will learn through real cases and by solving complex situations in simulated learning environments. These simulations are developed using state-of-the-art software to facilitate immersive learning.*



At the forefront of world teaching, the Relearning method has managed to improve the overall satisfaction levels of professionals who complete their studies, with respect to the quality indicators of the best online university (Columbia University).

With this methodology we have trained more than 175,000 nurses with unprecedented success in all specialities regardless of practical workload. Our pedagogical methodology is developed in a highly competitive environment, with a university student body with a strong socioeconomic profile and an average age of 43.5 years old.

*Relearning will allow you to learn with less effort and better performance, involving you more in your specialization, developing a critical mindset, defending arguments, and contrasting opinions: a direct equation to success.*

In our program, learning is not a linear process, but rather a spiral (learn, unlearn, forget, and re-learn). Therefore, we combine each of these elements concentrically.

The overall score obtained by TECH's learning system is 8.01, according to the highest international standards.



This program offers the best educational material, prepared with professionals in mind:



### Study Material

All teaching material is produced by the specialists who teach the course, specifically for the course, so that the teaching content is really specific and precise.

These contents are then applied to the audiovisual format, to create the TECH online working method. All this, with the latest techniques that offer high quality pieces in each and every one of the materials that are made available to the student.



### Nursing Techniques and Procedures on Video

We introduce you to the latest techniques, to the latest educational advances, to the forefront of current medical techniques. All of this in direct contact with students and explained in detail so as to aid their assimilation and understanding. And best of all, you can watch them as many times as you want.



### Interactive Summaries

The TECH team presents the contents attractively and dynamically in multimedia lessons that include audio, videos, images, diagrams, and concept maps in order to reinforce knowledge.

This exclusive educational system for presenting multimedia content was awarded by Microsoft as a "European Success Story".



### Additional Reading

Recent articles, consensus documents and international guidelines, among others. In TECH's virtual library, students will have access to everything they need to complete their course.





#### Expert-Led Case Studies and Case Analysis

Effective learning ought to be contextual. Therefore, TECH presents real cases in which the expert will guide students, focusing on and solving the different situations: a clear and direct way to achieve the highest degree of understanding.



#### Testing & Retesting

We periodically evaluate and re-evaluate students' knowledge throughout the program, through assessment and self-assessment activities and exercises, so that they can see how they are achieving their goals.



#### Classes

There is scientific evidence suggesting that observing third-party experts can be useful.

Learning from an Expert strengthens knowledge and memory, and generates confidence in future difficult decisions.



#### Quick Action Guides

TECH offers the most relevant contents of the course in the form of worksheets or quick action guides. A synthetic, practical, and effective way to help students progress in their learning.



06

# Certificate

The Postgraduate Diploma in Clinical, Surgical, and Emergency Ophthalmic Nursing guarantees students, in addition to the most rigorous and up to date education, access to a qualification issued by TECH Technological University.





“

*Successfully complete this program and receive your university qualification without having to travel or fill out laborious paperwork"*

This **Postgraduate Diploma in Clinical, Surgical, and Emergency Ophthalmic Nursing** is the most complete and up to date scientific program on the market.

After the student has passed the assessments, they will receive their corresponding **Postgraduate Diploma** issued by **TECH Technological University** via tracked delivery\*.

The certificate issued by **TECH Technological University** will reflect the qualification obtained in the **Postgraduate Diploma**, and meets the requirements commonly demanded by labor exchanges, competitive examinations, and professional career evaluation committees.

**Title: Postgraduate Diploma in Clinical, Surgical, and Emergency Ophthalmic Nursing**  
**Official N° of hours: 450 h.**



\*Apostille Convention. In the event that the student wishes to have their paper certificate issued with an apostille, TECH EDUCATION will make the necessary arrangements to obtain it, at an additional cost.



future  
health confidence people  
education information tutors  
guarantee accreditation teaching  
institutions technology learning  
community commitment  
personalized service innovation  
knowledge present  
development language  
classroom



## Postgraduate Diploma Clinical, Surgical, and Emergency Ophthalmic Nursing

- » Modality: online
- » Duration: 6 months
- » Certificate: TECH Technological University
- » Dedication: 16h/week
- » Schedule: at your own pace
- » Exams: online

# Postgraduate Diploma Clinical, Surgical, and Emergency Ophthalmic Nursing

