

Postgraduate Diploma Cardiac, Vascular and Thoracic Surgery for Nursing





Postgraduate Diploma Cardiac, Vascular and Thoracic Surgery for Nursing

- » Modality: online
- » Duration: 6 months
- » Certificate: TECH Global University
- » Credits: 19 ECTS
- » Schedule: at your own pace
- » Exams: online

Website: www.techtute.com/us/medicine/postgraduate-diploma/cardiac-vascular-thoracic-surgery-nursing

Index

01

Introduction

p. 4

02

Objectives

p. 8

03

Course Management

p. 14

04

Structure and Content

p. 20

05

Methodology

p. 24

06

Certificate

p. 32

01

Introduction

Nowadays, continuous specialization is required to achieve professional development and to be fully qualified to face the daily challenges of a constantly changing field such as healthcare. The surgical area is an environment whose characteristics differentiate it from the rest of the services where the majority of nursing professionals habitually develop competencies in their care, management, teaching and research functions.



“

Improve your knowledge through this program, where you will find the best didactic material with real clinical cases. Learn here about the latest advances in the specialty to be able to perform a quality practice”

Each of the wide variety of surgical interventions that are performed requires a specific procedure, a specific technique and the exclusive surgical material for that intervention. There are a series of steps and rules common to all of them that team members must know in detail, as well as how the entire surgical block functions so as to prevent and avoid the most common risks in professional practice. Healthcare institutions are well aware of this and demand academic profiles with a specialization that adapts to the requirements of the job and professionals who are qualified and endorsed to carry out the work.

This Postgraduate Diploma contains the most complete and updated scientific program in the market, having as its main objective the training in generic and specific competencies in a surgical process and facilitates the updating of the professional in a practical way and adapted to their needs. The modules that make up this master are oriented to update the knowledge of nursing professionals who already develop their functions in the surgical area for those where a high qualification is required and increase their professional competence in the provision of surgical nursing care to the patient, before, during and after surgery in a holistic way.

The innovative educational method, which includes real clinical cases and exercises to bring the development of the program closer to the surgical practice, is based on Problem Based Learning, through which you will have to try to solve the different situations of professional practice that arise throughout the program. For this reason, you will be assisted by an innovative interactive video system created by renowned and experienced experts in the field of radiology with extensive teaching experience. This ensures that the professional, whether or not they have worked in any of the sections that make up the perioperative process, integrates into their work practice the experience of professionals already working in leading hospitals at a national and international level with a high scientific, technological and humanistic level.

This knowledge will facilitate the provision of quality care throughout the surgical process to ensure the safety of the patient and the professional at all times.

This **Postgraduate Diploma in Cardiac, Vascular and Thoracic Surgery for Nursing** contains the most complete and up-to-date scientific program on the market. The most important features include:

- ♦ Development of clinical cases presented by experts in the different areas of multidisciplinary knowledge. Its graphic, schematic and practical contents, with which they are conceived, gather a scientific and practical information on those disciplines that are indispensable for professional practice
- ♦ Developments on Cardiac, Vascular and Thoracic Surgery for Nursing
- ♦ An algorithm-based interactive learning system for decision-making in the clinical situations presented throughout the course
- ♦ With special emphasis on evidence-based For Nursing and surgical nursing research methodologies
- ♦ All of this will be complemented by theoretical lessons, questions to the expert, debate forums on controversial topics, and individual reflection assignments
- ♦ Content that is accessible from any fixed or portable device with an Internet connection



Increase your competencies in the approach to Cardiac, Vascular and Thoracic Surgery for Nurses through this program"

“

This Postgraduate Diploma may be the best investment you can make in the selection of a refresher program for two reasons: in addition to updating your knowledge in Cardiac, Vascular and Thoracic Surgery, you will obtain a Postgraduate Diploma by TECH Global University"

Its teaching staff includes health professionals belonging to the field of Dental nursing, who bring to this Specialization their work experience, as well as recognized specialists belonging to leading scientific societies.

Thanks to its multimedia content developed with the latest educational technology, they will allow the professional a situated and contextual learning, that is to say, a simulated environment that will provide an immersive learning programmed to prepare in real situations.

The design of this program is based on Problem-Based Learning, by means of which doctors must try to solve the different professional practice situations that arise throughout the academic year. This will be done with the help of an innovative interactive video system developed by renowned experts in the field of surgical nursing with extensive teaching experience.

Increase your confidence in decision making by updating your knowledge through this Postgraduate Diploma in Cardiac, Vascular and Thoracic Surgery for Nursing.

Don't miss the opportunity to update your knowledge in cardiac, vascular and thoracic surgery to improve patient care.



02 Objectives

The main objective of the program is the development of theoretical and practical learning, so that the nurse can master in a practical and rigorous way the study of Cardiac, Vascular and Thoracic Surgery.





“

This refresher program will generate a sense of confidence when practising nursing, which will help you grow both personally and professionally”

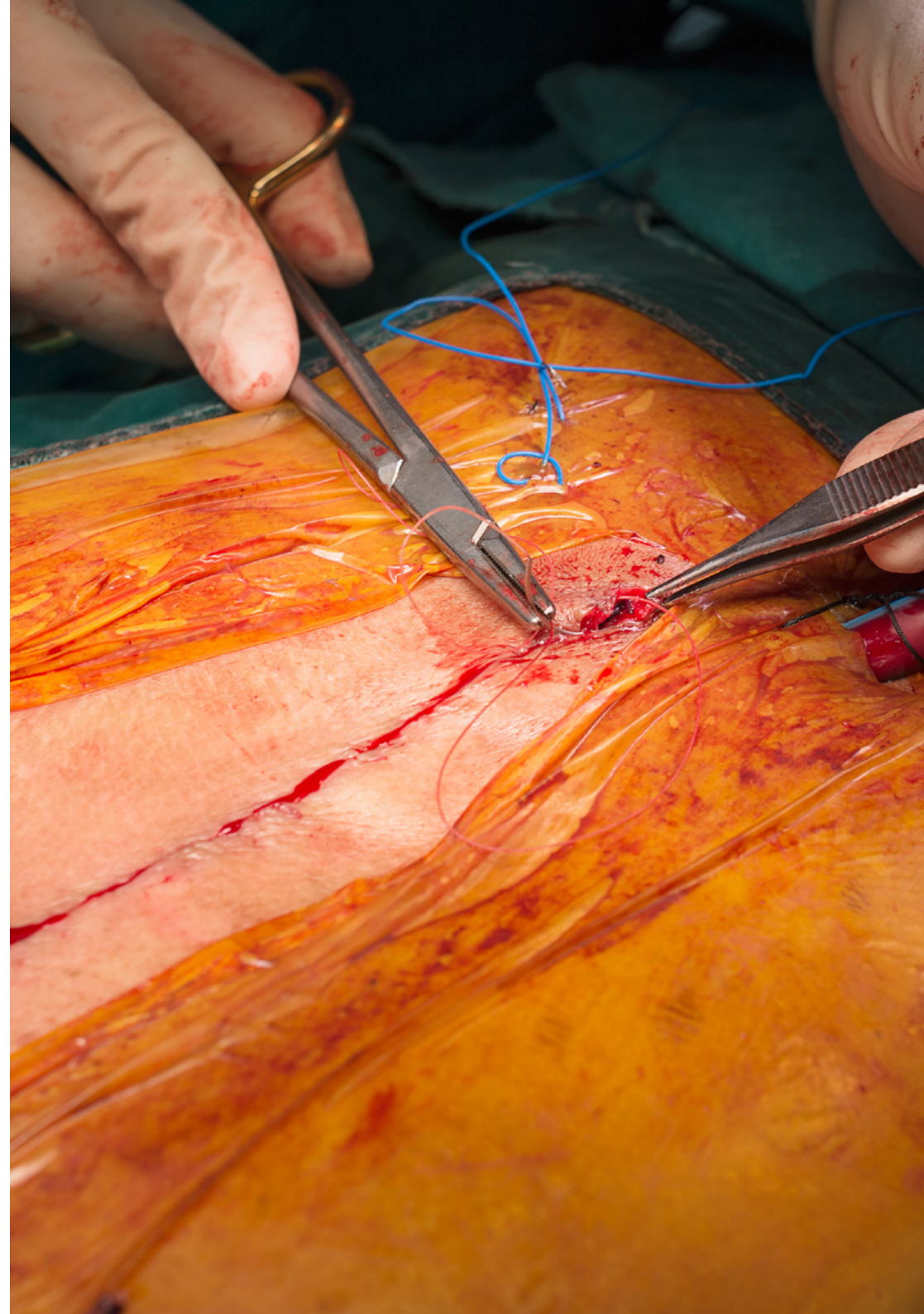


General Objectives

- To update the knowledge of advanced practice nurses in perioperative care in the different medical-surgical specialties, through evidence-based nursing
- Promote work strategies based on perioperative patient care as a reference model in the achievement of healthcare excellence
- Encourage the acquisition of technical skills and abilities, through a powerful audiovisual system, and the possibility of development through online simulation workshops and/or specific education
- Encouraging professional development through research and dynamic and up-to-date continuous Training



Make the most of this opportunity and take the step to get up to date on the latest developments in Cardiac, Vascular and Thoracic Surgery for Nursing”





Specific Objectives

Module 1. Perioperative Surgical Process

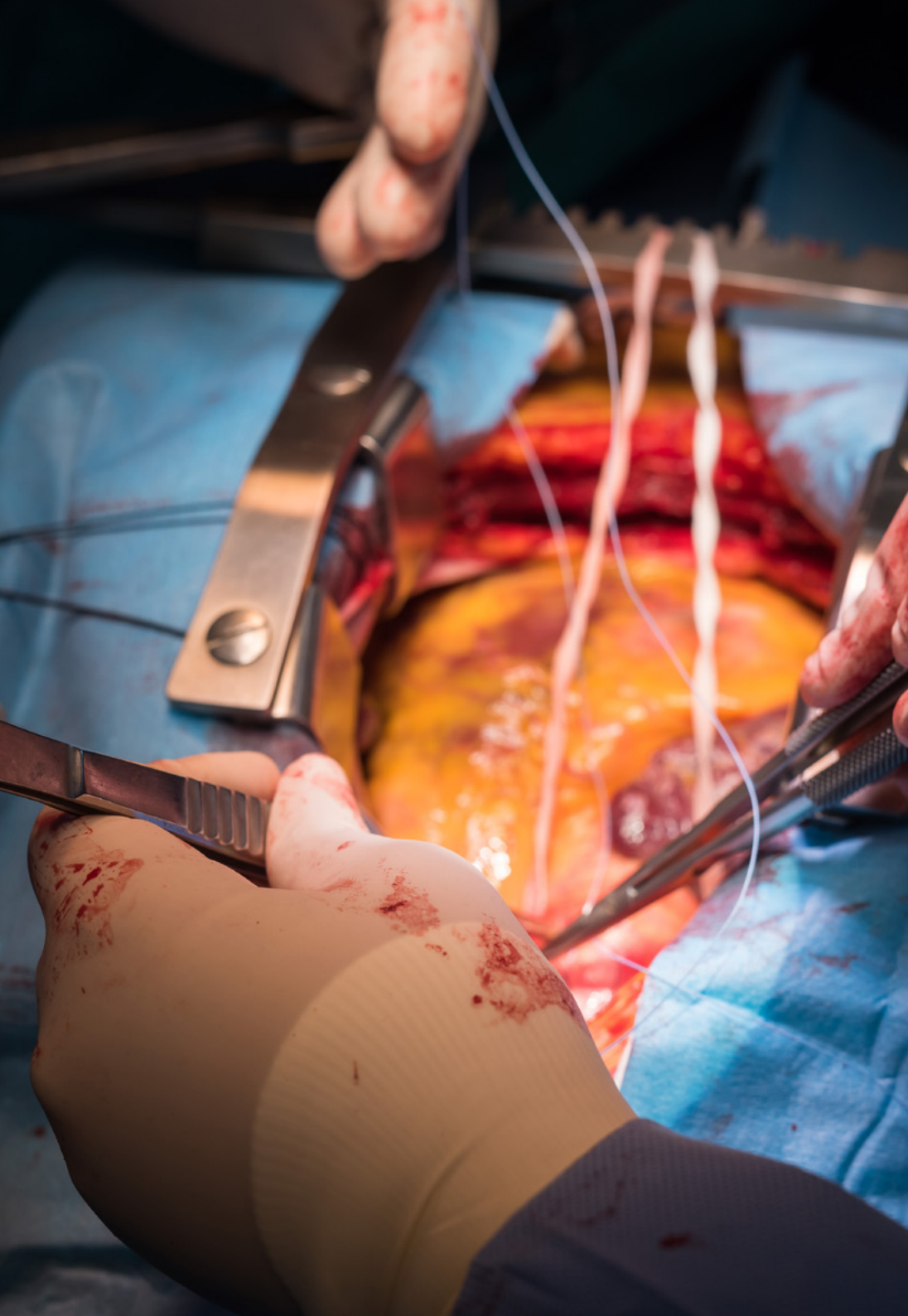
- ♦ Explain and define the perioperative surgical process, and its three component stages
- ♦ Define the skills and abilities of a nursing professional in surgery, internalizing what their qualities and aptitudes should be
- ♦ Identify the different areas in which the surgical process takes place, and its interrelation with other support services
- ♦ Be aware of the importance of reciprocal information between the patient/family and the nursing professional during the whole surgical process
- ♦ Control or minimise the patient's level of anxiety, typical in these situations, as well as pain if present
- ♦ Acquire the necessary knowledge to carry out all nursing interventions, depending on the surgical moment
- ♦ Learn how to welcome the patient/family, whether in the bedding room, in the operating theatre or in resuscitation
- ♦ Learn the most commonly used anesthetic techniques in perioperative medicine, indications and complications
- ♦ List the drugs frequently used in the anesthetic procedure, their mechanism of action and side effects, knowing how to act according to the drug administered
- ♦ Learn about the different roles of the operating theatre circulator and the scrub nurse in the operating theatre
- ♦ Be prepared to collaborate with the rest of the surgical team in the correct management of potential complications
- ♦ Learn to collaborate with the rest of the team in the transfer and positioning of the patient, ensuring their comfort and safety at all times
- ♦ Communicate the necessary information about the patient to the nursing professional who will assume the subsequent care of the patient
- ♦ Prepare the patient for discharge when the required care can be provided outside of the hospital
- ♦ Acquire the necessary knowledge for each surgery about the anatomy of the area to be operated on, the necessary equipment, consumables and instruments, and the required anaesthesia and positioning
- ♦ Describe the specific training of the nursing professional in the different surgical specialities

Module 2. Cardiac Surgery

- ♦ Acquire the necessary skills to handle heart valve implants (whether mechanical, biological or rings)
- ♦ Explain the role of microsurgery nurses in performing aorto-coronary *bypass* surgery and the management of autologous vascular grafts required for this surgery
- ♦ Differentiate between the different types of implants that can be used in aortic surgery and the care they require
- ♦ Master the procedures for intervening in emergencies where the patient's life is at great risk, be able to act with temperance and control, having all the necessary equipment for these cases at hand beforehand
- ♦ Master the procedures of total or partial surgical resection of the pericardium, including the technique of placing thoracic drains
- ♦ Control the use of leads and generators used in pacemaker or ICD implantation/removal
- ♦ Explain the intraoperative and postoperative management of balloon counterpulsation and ventricular assist monitors, devices and systems
- ♦ Describe the competencies of the perfusionist nurse, and to acquire a basic understanding of the function of the heart-lung machine, which is essential for most heart operations
- ♦ Explain the surgical process, of coronary and valve surgeries, as well as pacemaker and/or automatic implantable defibrillator implantations and other surgeries (e.g. short-, medium- and long-term re-interventions), as well as the surgical technique to be followed

Module 3. Thoracic surgery

- ♦ List the units collaborating with the thoracic surgery service
- ♦ Explain the usual protocols in each department
- ♦ Providing the necessary material for each surgical intervention
- ♦ Summarise the anatomo-physiology of the respiratory apparatus
- ♦ Justify the need for certain types of medicines inside a thoracic surgery operating theatre
- ♦ Identify the pathologies susceptible to be treated in the thoracic surgery operating theatre
- ♦ Differentiate between programmed and urgent pathologies
- ♦ Explain the proper handling and positioning of the different devices, basic and specific instruments and, describe the surgical techniques used
- ♦ Identify chemical pleurodesis from mechanical pleurodesis, as well as the surgical technique to be followed
- ♦ Assess the psychological state of patients and develop relational tools to help alleviate the stress involved in the surgical process
- ♦ Identify hospitals that have a thoracic surgery department
- ♦ Determine the human and material resources needed to assist each surgery
- ♦ Define the surgical position of each intervention
- ♦ Integrate anatomical knowledge to describe the surgical technique for each intervention
- ♦ Generate the intraoperative nursing care document and prepare the patient for admission to the ward
- ♦ Develop a care plan using the intraoperative NANDA-NIC-NOC nomenclature



Module 4. Vascular Surgery

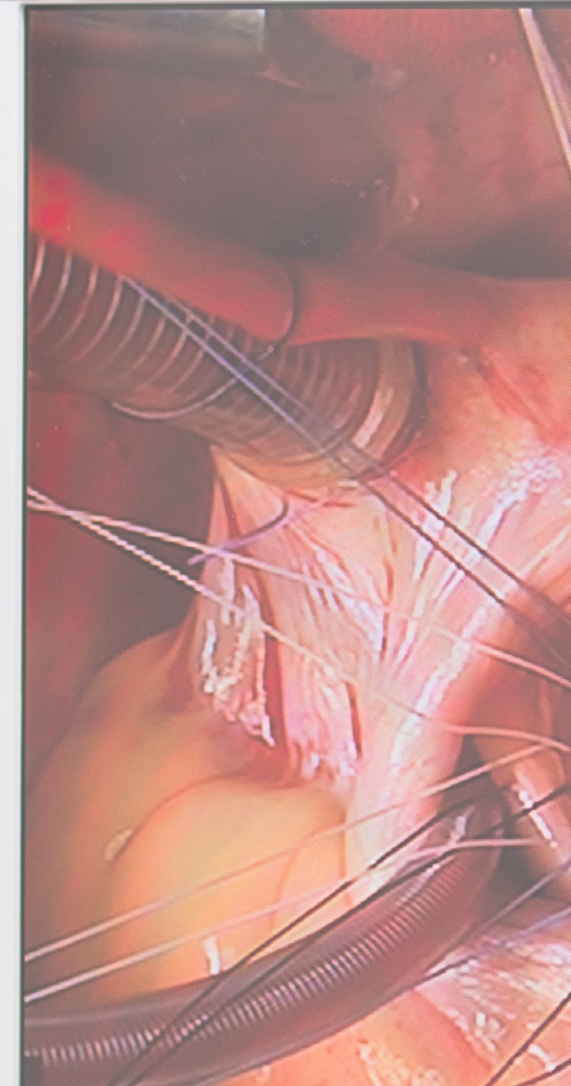
- ◆ Describe the handling of the different mechanical suture systems for anastomosis
- ◆ Distinguish the material and instruments to organise the preparation of laparoscopic or open surgery
- ◆ React in situations of change of surgical plan (laparoscopic to open surgery) if there are potential complications
- ◆ Explain the operation of the different types of vessel sealing and cutting forceps required for different surgeries, whether open or laparoscopic
- ◆ Explain the placement and handling of equipment and instruments (gas insufflator, camera, cold light source, screens, etc.) in laparoscopic surgeries
- ◆ Identify the different types of meshes for hernia repair
- ◆ Addressing the management of the THD system for haemorrhoids
- ◆ Describe the use of radiofrequency techniques to remove small tumours
- ◆ Describe the handling of the radioactivity indicating probe in sentinel lymph node biopsy surgeries
- ◆ In emergency situations, prepare the material and instruments for hemostasis (different hemostatics, clamps, etc.) taking into account the possibility of encountering different types of bleeding
- ◆ Identify the risk of deep vein thrombosis in long-term surgeries and be able to apply pneumatic compression stockings to the patient

03

Course Management

This program includes in its teaching staff health professionals of recognized prestige, who belong to the field of surgical nursing and who pour into this specialization the experience of their work.

In addition, renowned specialists, members of prestigious national and international scientific communities, are involved in designing and preparing the program.





“

*Learn about the latest advances
in Cardiac, Vascular surgery and
Thoracic from leading professionals”*

Management



Ms. Guzmán Almagro, María Isabel

- ♦ Professional Nurse Specialist in Comprehensive Nursing Care in Critical and Emergency Situations in Adults
- ♦ Surgical Block Nurse at the La Paz University Hospital. Madrid, Spain
- ♦ Master in Social Gerontology: Longevity, health and quality. University of Jaén
- ♦ University Specialist in Emergency Medicine Complutense University of Madrid
- ♦ Postgraduate Diploma in Digital Teaching for Nursing. Cardenal Herrera University. CEU
- ♦ Diploma in Nursing. University of Jaén
- ♦ Coordinator of several nursing programs in Spain
- ♦ Invited to the XII National Congress of Surgical Nursing, Hospital La Paz. Madrid, Spain



Ms. Bárzano Saiz, María Estela

- ♦ Operating Room Nurse at La Paz Hospital, Madrid
- ♦ Staff Nurse in Medical-Surgical Specialties and Palliative Care, Gregorio Marañón University Hospital, Madrid.
- ♦ Intensive Care Unit, Gregorio Marañón University Hospital, Madrid.
- ♦ Nurse of consultation and clinical analysis, Gran Vía Medical Center, Madrid
- ♦ Physiotherapist, FREMAP. General Ricardos Health Care Center. Madrid
- ♦ Physiotherapist, personalized physiotherapy treatments in consultation and collective cases. MIRASIERRA BALBRIUM SPA WELLNESS. Madrid
- ♦ Postgraduate Diploma in Nursing, Pontificia University of Salamanca
- ♦ Primary Care Nurse at Salamanca Health Center)
- ♦ Academic Director, San Pablo CEU University of Alicante



Ms. Alba López, Alicia

- ◆ Nurse Attending Hospital Universitario La Paz
- ◆ Postgraduate Certificate in Nursing
- ◆ Operating room nurse in the medical sections of La Paz University Hospital: Orthopedic Surgery, Traumatologic Surgery, Plastic Surgery, General Surgery

Professors

Ms. García Enciso, Carmen

- ◆ Nurse in the Traumatology Unit, La Paz Hospital. Madrid, Spain
- ◆ Nurse in rehabilitation and trauma resuscitation units
- ◆ Postgraduate Diploma in Nursing from the Alfonso X el sabio University
- ◆ Expert in advanced nursing care

Ms. Vitini Manso, Rosales

- ◆ Operating theatre nurse in gynaecology and obstetrics at University Hospital La Paz since 2004

Ms. Colomar Marroig, Aina

- ◆ Operating theatre nurse in gynaecology and obstetrics at University Hospital La Pa since 2004

Ms. Malpartida Méndez, Alba

- ◆ Nurse expert in Pediatric Surgery
- ◆ Surgical Nurse at Quirón Salud
- ◆ Nurse at the 12 Octubre Hospital
- ◆ Graduate in Nursing

Ms. Gonzalez San José, Raquel

- ◆ Advanced Operating Room Nurse Specialist
- ◆ Attending Nurse at from La Paz Hospital
- ◆ Surgical Area Nurse in General Surgery. La Paz University Hospital

Ms. Abellán Cuadrado, Mryam

- ♦ Operating Room Nurse in La Paz University Hospital, Madrid, España
- ♦ Nurse accredited by the General Direction of Research, Teaching and Documentation. Ministry of Health. Community of Madrid
- ♦ Diploma in Nursing from the Autonomous University of Madrid
- ♦ Co-author of the book: Advanced Operating Room Nursing by Editorial TECH Education, Rights & Technologies, S.L

Ms. Berrocal Antelo, Amaya

- ♦ Operating Surgical Nurse in the operating room of several specialties, Hospital Doce de Octubre
- ♦ Instrumentalist, Neurosurgery team, Hospital la Zarzuela
- ♦ Surgical area nurse in the operating theatre of various specialties and CMA, Hospital la Zarzuela
- ♦ Diploma in Nursing at the EUE and Physiotherapy San Juan de Dios, in the teaching unit of San Rafael, Comillas
- ♦ Higher Level Training Cycle. Higher Technician in Dietetics and Nutrition

Ms. Jiménez Ramos, Irene

- ♦ Surgical nurse in gynecological and obstetric surgery, and in general surgery operating theatres at the University Hospital Universitario La Paz
- ♦ Operating room pool for all surgical specialties in Hospital Universitario Ramón y Cajal
- ♦ External collaboration as author and coordinator of opposition abstracts for the Paradigma Group
- ♦ Author of several scientific articles: Nursing care processes for a preterm newborn in the neonatal intermediate care unit. Electronic Journal of Medical Portals

Ms. López Quesada, Teresa

- ♦ Assistant Director of Nursing at La Paz University Hospital

- ♦ Unit Supervisor. Surgical Hospitalization. Traumatology La Paz University Hospital
- ♦ Nurse in Surgical Block, Neurosurgery and Cardiothoracic Surgery. La Paz University Hospital
- ♦ Nurse in critical care, operating room and hemodynamics. Gregorio Marañón University Hospital Gregorio Marañón University Hospital
- ♦ Head of the Resuscitation Unit, URPA, CMA. Infanta Sofía University Hospital
- ♦ Nurse in the Intensive Care Unit. Nuestra Señora del Rosario Hospital
- ♦ Master in Nursing Services Management. National University for Distance Learning. U.N.E.D

Ms. Carrero Villareal, Mercedes

- ♦ Nurse specialist in the surgical area and postoperative care
- ♦ Operating room nurse in the areas of general surgery and traumatology, Hospital Universitario de Ciudad Real
- ♦ Traumatology nursing service, Perpetuo Socorro Hospital, Albacete
- ♦ Nurse in the areas of traumatology, emergency gynecology, general surgery, urology and otorhinolaryngology, Infanta Sofia Hospital, San Sebastian de los Reyes
- ♦ Nurse in surgical areas of plastic surgery and cardiothoracic surgery, La Paz University Hospital
- ♦ Instrumentalist in traumatology at Nuestra Señora del Rosario Hospital
- ♦ Speaker at the 43rd AEEC Congress. Clinical Cases I

Ms. Valverde Girón, Laura

- ♦ Specialties of Orthopedic and Traumatologic Surgery, General Surgery, Plastic Surgery and Gynecologic Surgery
- ♦ Surgical Nurse Specialist in Orthopedic and Traumatologic Surgery

- ♦ Surgical Nurse in Orthopedic and Traumatologic Surgery, General Surgery, Plastic Surgery and Gynecological Surgery. La Paz University Hospital
- ♦ Nursing Service in the specialties of: Orthopedic and Traumatologic Surgery, General Surgery, Plastic Surgery and Gynecological Surgery. Cantoblanco Hospital
- ♦ Operating Room Nurse at the Santa Cristina University Hospital in Madrid

Ms. Valero Calvo, Jara

- ♦ Operating Room Nurse, Ophthalmology Specialties, University Hospital La Paz, Madrid.
- ♦ University Expert Degree in Advanced Applied Nursing Care from the University of León
- ♦ Nurse research collaborator for the Fundación Biomédica del Hospital Universitario Gregorio Marañón in the project: "Effectiveness of an early intervention in the diagnosis and treatment of hyponatremia for the prevention of falls in hospitalized patients"
- ♦ Publication of the Research Project: "The experience of the school child after burns" published by the INVESTEN Committee at the International Meeting on Research in Care

Ms. Teresa Lora, Ana Isabel

- ♦ Specialist Nurse in the Operating Room, School of Health Sciences
- ♦ Nurse at the service of operating rooms and various medical specialties at the Infanta Sofia Hospital
- ♦ Operating Room Nurse in Urology, Infanta Sofia Hospital, Madrid
- ♦ Operating room internship tutor, Complutense and European Universities

Ms. Rubio Martín, María Eugenia

- ♦ Tutor of students in EU internships, UCM
- ♦ Postgraduate Diplomea in Operating Room

Ms. Valero Villar, Ana María

- ♦ Operating Room Nurse since 2008 in the specialties of Traumatology and Plastic Surgery
- ♦ Advanced Operating Room Nurse Specialist
- ♦ Nurse in Traumatology and Plastic Surgery at Gregorio Marañón University Hospital in Madrid
- ♦ Nurse in Traumatology and Orthopedics at La Paz in Madrid University Hospital
- ♦ Postgraduate Diploma in Nursing in the surgical area, Anesthesia and Resuscitation. School of Health Sciences
- ♦ Postgraduate Diploma in Health Promotion in the Community. UNED

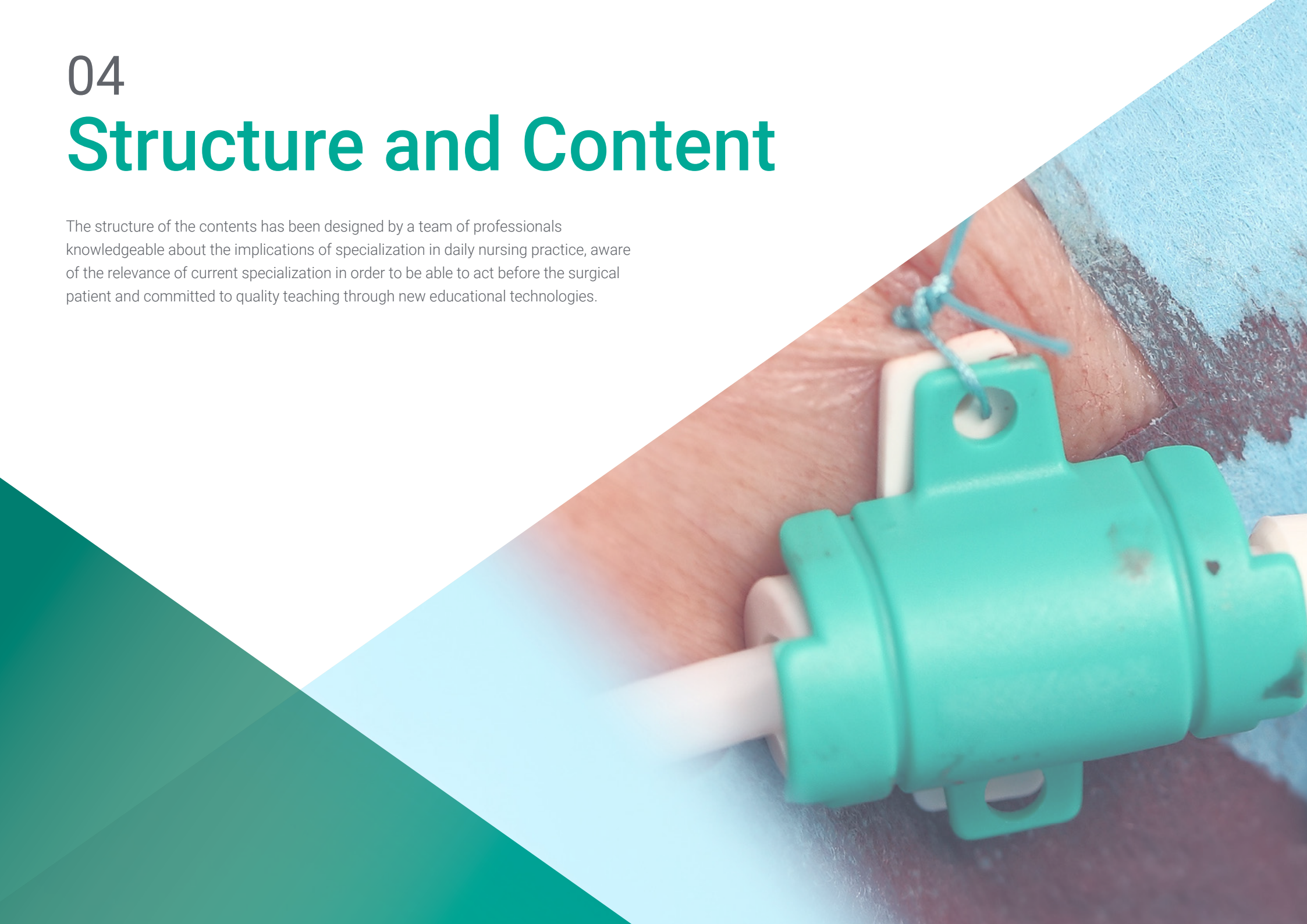
Ms. Palomares García, Vanessa

- ♦ Nurse expert in Hospital Emergencies
- ♦ Emergency Care Nurse in the Aragonese Health Service
- ♦ Nurse in Surgical Plants for the Aragonese Health Service
- ♦ Nurse in Oncologic Plants for the Aragonese Health Service
- ♦ Internal Medicine Nurse for the Aragonese Health Service in the Internal Medicine Department
- ♦ Nurse in private center of Sanitas
- ♦ Auxiliary Nurse in Neuropsychiatric Hospital del Carmen
- ♦ Master's Degree in Natural Disasters and Health Emergencies, Camilo José Cela University
- ♦ Degree in Nursing from San Jorge University

04

Structure and Content

The structure of the contents has been designed by a team of professionals knowledgeable about the implications of specialization in daily nursing practice, aware of the relevance of current specialization in order to be able to act before the surgical patient and committed to quality teaching through new educational technologies.





“

This Postgraduate Diploma in Cardiac, Vascular and Thoracic Surgery for Nursing contains the most complete and updated scientific program on the market”

Module 1. Perioperative Surgical Process

- 1.1. Definition Perioperative Surgical Process
- 1.2. Pre-Surgery Surgical Process
- 1.3. Intraoperative Surgical Process
- 1.4. Post-Surgery Surgical Process

Module 2. Cardiac Surgery

- 2.1. Particularities in Cardiac Surgery
- 2.2. Anatomophysiology
- 2.3. Valve Surgeries
- 2.4. Coronary Surgeries. Coronary artery bypass and/or mammocoronary artery bypass
- 2.5. Reconstructive Surgeries for Heart Rhythm Disturbances
- 2.6. Surgeries in Adults with Congenital Heart Disease
- 2.7. Other Surgeries
- 2.8. Emergency Interventions
- 2.9. Management of Balloon Counterpulsation, Ventricular Assist and ECMO
Cardiogenic Shock
- 2.10. Heart-Lung Machine



Module 3. Thoracic surgery

- 3.1. Particularities in Thoracic Surgery
- 3.2. Respiratory System Anatomophysiology
- 3.3. Tracheal Surgeries
- 3.4. Lung Surgeries
- 3.5. Other Surgeries

Module 4. Vascular Surgery

- 4.1. Carotid Endarterectomy
- 4.2. Bypass (with prosthesis, with vein or *in situ*)
- 4.3. Thrombectomy/Embolectomy for Upper or Lower Limb Ischaemia
- 4.4. Arterio-Venous Fistula
- 4.5. Varicose Veins Insufficiency
- 4.6. Amputations and Repair of Vascular Anomalies
- 4.7. Arterial Angioplasties (with or without vascular stenting)
- 4.8. Vascular Endoprosthesis (thoracic aorta/abdominal aorta)

“

*A unique specialization experience,
key and decisive to boost your
professional development”*



05 Methodology

This academic program offers students a different way of learning. Our methodology uses a cyclical learning approach: **Relearning**.

This teaching system is used, for example, in the most prestigious medical schools in the world, and major publications such as the **New England Journal of Medicine** have considered it to be one of the most effective.



“

Discover Relearning, a system that abandons conventional linear learning, to take you through cyclical teaching systems: a way of learning that has proven to be extremely effective, especially in subjects that require memorization"

At TECH Nursing School we use the Case Method

In a given situation, what should a professional do? Throughout the program, students will face multiple simulated clinical cases, based on real patients, in which they will have to do research, establish hypotheses, and ultimately resolve the situation. There is an abundance of scientific evidence on the effectiveness of the method. Nurses learn better, faster, and more sustainably over time.

With TECH, nurses can experience a learning methodology that is shaking the foundations of traditional universities around the world.



According to Dr. Gérvas, the clinical case is the annotated presentation of a patient, or group of patients, which becomes a "case", an example or model that illustrates some peculiar clinical component, either because of its teaching power or because of its uniqueness or rarity. It is essential that the case is based on current professional life, in an attempt to recreate the real conditions in professional nursing practice.

“

Did you know that this method was developed in 1912, at Harvard, for law students? The case method consisted of presenting students with real-life, complex situations for them to make decisions and justify their decisions on how to solve them. In 1924, Harvard adopted it as a standard teaching method”

The effectiveness of the method is justified by four fundamental achievements:

1. Nurses who follow this method not only grasp concepts, but also develop their mental capacity, by evaluating real situations and applying their knowledge.
2. The learning process has a clear focus on practical skills that allow the nursing professional to better integrate knowledge acquisition into the hospital setting or primary care.
3. Ideas and concepts are understood more efficiently, given that the example situations are based on real-life.
4. Students like to feel that the effort they put into their studies is worthwhile. This then translates into a greater interest in learning and more time dedicated to working on the course.



Relearning Methodology

At TECH we enhance the case method with the best 100% online teaching methodology available: Relearning.

This university is the first in the world to combine case studies with a 100% online learning system based on repetition combining a minimum of 8 different elements in each lesson, which is a real revolution compared to the simple study and analysis of cases.



The nurse will learn through real cases and by solving complex situations in simulated learning environments. These simulations are developed using state-of-the-art software to facilitate immersive learning.

At the forefront of world teaching, the Relearning method has managed to improve the overall satisfaction levels of professionals who complete their studies, with respect to the quality indicators of the best online university (Columbia University).

With this methodology we have trained more than 175,000 nurses with unprecedented success in all specialities regardless of practical workload. Our pedagogical methodology is developed in a highly competitive environment, with a university student body with a strong socioeconomic profile and an average age of 43.5 years old.

Relearning will allow you to learn with less effort and better performance, involving you more in your specialization, developing a critical mindset, defending arguments, and contrasting opinions: a direct equation to success.

In our program, learning is not a linear process, but rather a spiral (learn, unlearn, forget, and re-learn). Therefore, we combine each of these elements concentrically.

The overall score obtained by TECH's learning system is 8.01, according to the highest international standards.



This program offers the best educational material, prepared with professionals in mind:



Study Material

All teaching material is produced by the specialists who teach the course, specifically for the course, so that the teaching content is really specific and precise.

These contents are then applied to the audiovisual format, to create the TECH online working method. All this, with the latest techniques that offer high quality pieces in each and every one of the materials that are made available to the student.



Nursing Techniques and Procedures on Video

We introduce you to the latest techniques, to the latest educational advances, to the forefront of current medical techniques. All of this in direct contact with students and explained in detail so as to aid their assimilation and understanding. And best of all, you can watch them as many times as you want.



Interactive Summaries

The TECH team presents the contents attractively and dynamically in multimedia lessons that include audio, videos, images, diagrams, and concept maps in order to reinforce knowledge.

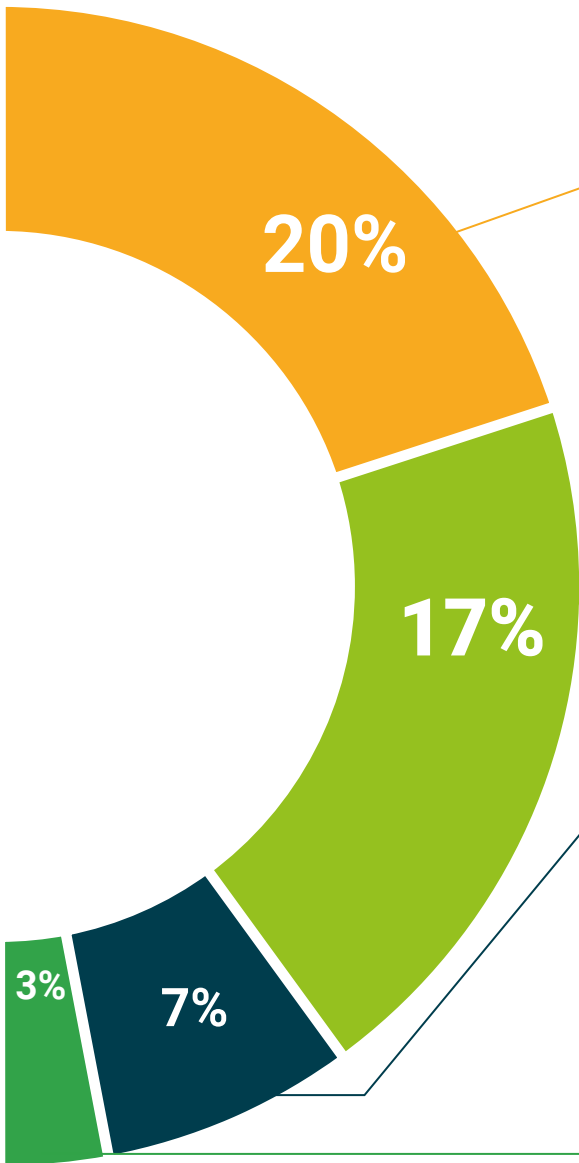
This exclusive educational system for presenting multimedia content was awarded by Microsoft as a "European Success Story".



Additional Reading

Recent articles, consensus documents and international guidelines, among others. In TECH's virtual library, students will have access to everything they need to complete their course.





Expert-Led Case Studies and Case Analysis

Effective learning ought to be contextual. Therefore, TECH presents real cases in which the expert will guide students, focusing on and solving the different situations: a clear and direct way to achieve the highest degree of understanding.



Testing & Retesting

We periodically evaluate and re-evaluate students' knowledge throughout the program, through assessment and self-assessment activities and exercises, so that they can see how they are achieving their goals.



Classes

There is scientific evidence suggesting that observing third-party experts can be useful.

Learning from an Expert strengthens knowledge and memory, and generates confidence in future difficult decisions.



Quick Action Guides

TECH offers the most relevant contents of the course in the form of worksheets or quick action guides. A synthetic, practical, and effective way to help students progress in their learning.



06

Certificate

The Postgraduate Diploma in Cardiac, Vascular and Thoracic Surgery for Nursing guarantees students, in addition to the most rigorous and up-to-date education, access to a Postgraduate Diploma issued by TECH Global University.



“

Successfully complete this program and receive your university qualification without having to travel or fill out laborious paperwork"

This private qualification will allow you to obtain a **Postgraduate Diploma Cardiac, Vascular and Thoracic Surgery for Nursing** by **TECH Global University**, the world's largest online university.

TECH Global University is an official European University publicly recognized by the Government of Andorra ([official bulletin](#)). Andorra is part of the European Higher Education Area (EHEA) since 2003. The EHEA is an initiative promoted by the European Union that aims to organize the international training framework and harmonize the higher education systems of the member countries of this space. The project promotes common values, the implementation of collaborative tools and strengthening its quality assurance mechanisms to enhance collaboration and mobility among students, researchers and academics.

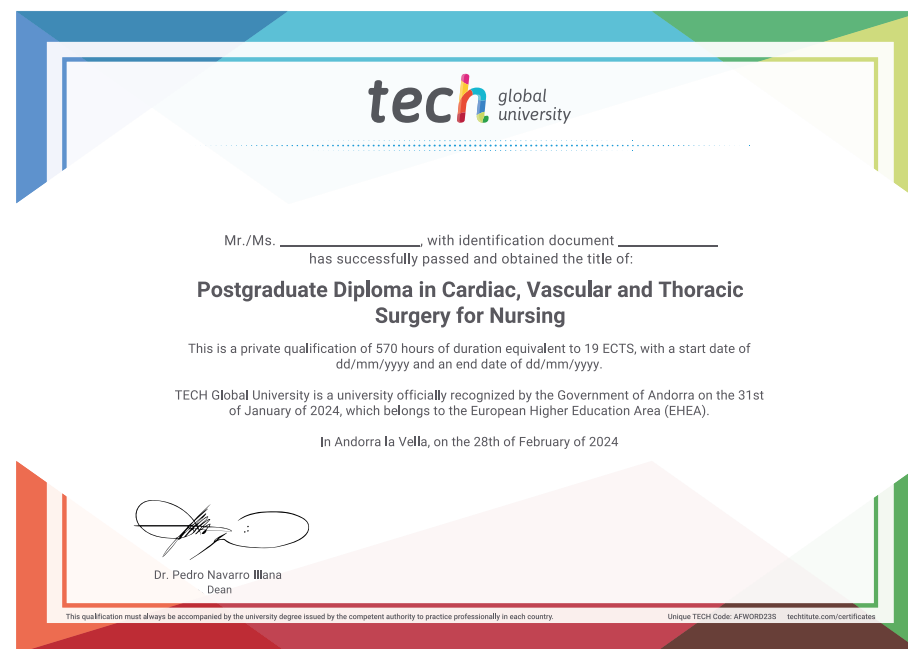
This **TECH Global University** private qualification is a European program of continuing education and professional updating that guarantees the acquisition of competencies in its area of knowledge, providing a high curricular value to the student who completes the program.

Title: **Postgraduate Diploma in Cardiac, Vascular and Thoracic Surgery for Nursing**

Modality: **online**

Duration: **6 months**

Accreditation: **19 ECTS**



*Apostille Convention. In the event that the student wishes to have their paper diploma issued with an apostille, TECH Global University will make the necessary arrangements to obtain it, at an additional cost.

future
health confidence people
education information tutors
guarantee accreditation teaching
institutions technology learning
community commitment
personalized service innovation
knowledge present
online training
development language
classroom



Postgraduate Diploma Cardiac, Vascular and Thoracic Surgery for Nursing

- » Modality: online
- » Duration: 6 months
- » Certificate: TECH Global University
- » Credits: 19 ECTS
- » Schedule: at your own pace
- » Exams: online

Postgraduate Diploma Cardiac, Vascular and Thoracic Surgery for Nursing

