

Postgraduate Diploma

Nursing Care in Surgical Wounds





Postgraduate Diploma Nursing Care in Surgical Wounds

- » Modality: online
- » Duration: 6 months
- » Certificate: TECH Global University
- » Accreditation: 18 ECTS
- » Schedule: at your own pace
- » Exams: online

Website: www.techtute.com/us/nursing/postgraduate-diploma/postgraduate-diploma-nursing-care-surgical-wounds

Index

01

Introduction

p. 4

02

Objectives

p. 8

03

Course Management

p. 14

04

Structure and Content

p. 20

05

Methodology

p. 26

06

Certificate

p. 34

01

Introduction

In a recent report, the World Health Organization highlights that surgical wounds represent a significant challenge in postoperative care worldwide. According to this entity, these conditions affect 30% of surgical patients. This fact underscores the importance of nursing professionals implementing effective management strategies that contribute to the recovery of users. To achieve this, these experts need to delve into the most innovative strategies to reduce the incidence of complications and improve clinical outcomes. In this scenario, TECH launches a comprehensive university program focused on Surgical Wound management. In addition, its 100% online format will allow graduates to plan their own schedules individually.





“

Through this Relearning-based Postgraduate Diploma, you will master the technique of Enzymatic Debridement and promote healing of Surgical Wounds”

Patient education and the prevention of complications have become fundamental pillars for the optimal management of surgical wounds. As an integral part of the clinical care team, nurses have the responsibility to educate patients on proper wound care, as well as preventive measures to avoid infections and other complications. For this reason, these professionals must stay at the forefront of the most cutting-edge strategies to promote the healing process, strengthen the immune system, and reduce the possibility of complications.

To support them in this task, TECH presents a revolutionary Postgraduate Diploma in Nursing Care in Surgical Wounds. Under a practical approach, the academic itinerary will deepen in the early recognition of the signs of wounds.

In this way, professionals will be able to intervene quickly to prevent major complications such as dehiscence or necrosis. Likewise, the syllabus will delve into wound treatments, including wound cleaning, use of antibiotics and use of bandages. In line with this, the didactic materials will explore how sophisticated Negative Pressure Therapy contributes to provide the oxygen and nutrients essential for wound healing.

Regarding the methodology of this program, TECH offers a 100% online educational environment, which allows nurses to combine their studies with the rest of their regular responsibilities. Likewise, it employs its disruptive Relearning system, based on the repetition of key concepts to fix knowledge and facilitate learning. The only requirement is that professionals have a device with Internet access, including their own cell phone. In this way, they will be able to enter the Virtual Campus to enjoy an educational experience that will elevate their career horizons to a higher level. In addition, the program will feature the participation of a distinguished International Guest Director, who will give comprehensive master classes to delve into the latest innovations in Care in Surgical Wounds.

This **Postgraduate Diploma in Nursing Care in Surgical Wounds** contains the most complete and up-to-date scientific program on the market. The most important features include:

- ♦ The development of practical cases presented by experts in Wound Care
- ♦ The graphic, schematic and eminently practical contents with which it is conceived gather scientific and practical information on those disciplines that are indispensable for professional practice
- ♦ Practical exercises where self-assessment can be used to improve learning.
- ♦ Its special emphasis on innovative methodologies
- ♦ Theoretical lessons, questions to the expert, debate forums on controversial topics, and individual reflection assignments
- ♦ Content that is accessible from any fixed or portable device with an Internet connection



A prestigious International Guest Director will give several Masterclasses to discuss the latest advances in Negative Pressure Therapy”

“ You will delve into Wound Bed Preparation, which will help to prevent infections that could complicate healing and prolong recovery time”

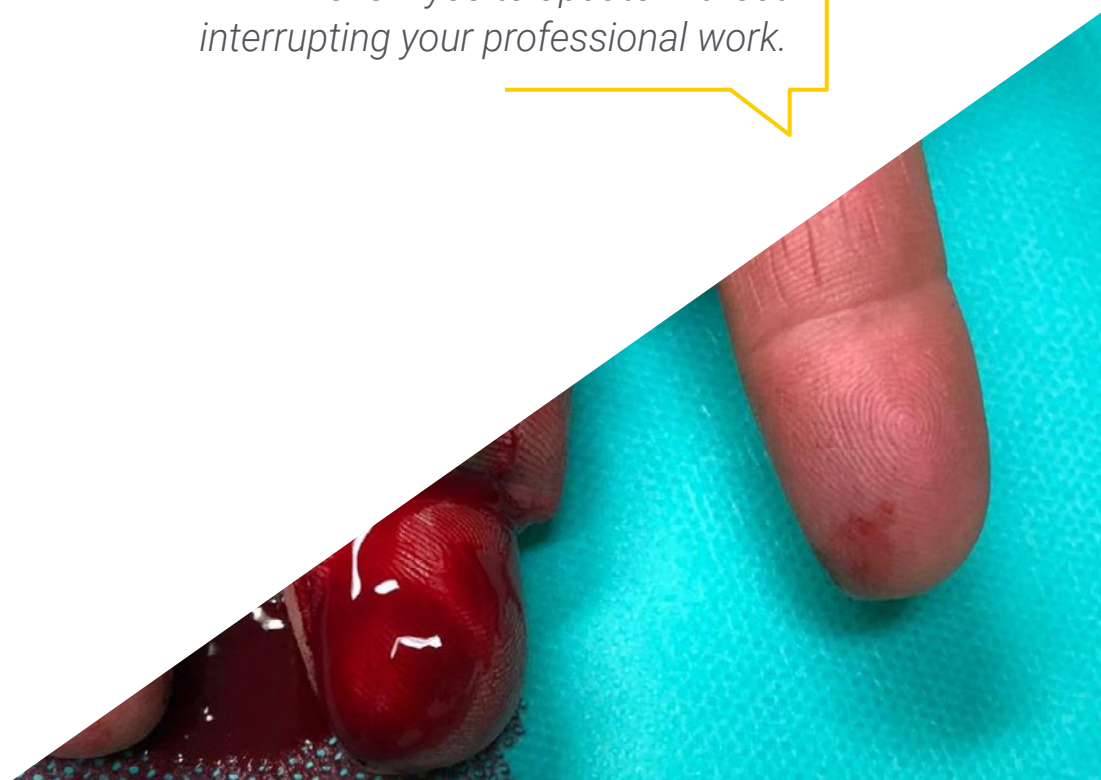
The program's teaching staff includes professionals from the sector who contribute their work experience to this program, as well as renowned specialists from leading societies and prestigious universities.

The multimedia content, developed with the latest educational technology, will provide the professional with situated and contextual learning, i.e., a simulated environment that will provide immersive education programmed to learn in real situations.

This program is designed around Problem-Based Learning, whereby the professional must try to solve the different professional practice situations that arise during the course. For this purpose, students will be assisted by an innovative interactive video system created by renowned and experienced experts.

Do you want to incorporate the most advanced pharmacological strategies to manage pain during Negative Pressure Therapy into your daily practice? Get it with this degree.

TECH's 100% online methodology will allow you to update without interrupting your professional work.



02

Objectives

Through this Postgraduate Diploma, nurses will have a deep understanding of the mechanisms that affect the healing of surgical wounds. At the same time, professionals will develop advanced skills to assess wound status, identify signs of complications such as infections and make accurate diagnoses. Therefore, graduates will be able to both design and execute personalized care plans based on the specific needs of each patient, considering factors such as comorbidities, age and nutritional status. In addition, they will specialize individuals on proper wound care at home.



“

You will master the most sophisticated techniques for the treatment of Surgical Wounds, including Negative Pressure Therapies”



General Objectives

- ♦ Develop key techniques and considerations in skin assessment in Nursing
- ♦ Determine the management of common dermatologic conditions
- ♦ Examine recent advances in dermatologic care and their application in Nursing practice
- ♦ Examine Dependency-Related Skin Lesions, and understand their etiology
- ♦ Analyze the risk factors and underlying causes of pressure ulcers
- ♦ Establish the relationship between prolonged pressure and ulcer development
- ♦ Assess the prevalence and impact of Dependency-Related Skin Lesions in health care
- ♦ Substantiate the complexity of comprehensive management of venous ulcers from a preventive approach
- ♦ Develop specialized competencies in the treatment and care of venous ulcers to design personalized care plans and coordinate interdisciplinary care for patients with venous ulcers
- ♦ Update knowledge on the latest advances and technologies in venous ulcer treatments to be able to integrate them into clinical practice and improve patient outcomes
- ♦ Analyze the pathophysiology of arterial ulcers, exploring the underlying causes and mechanisms that will trigger arterial ulcer formation to improve diagnosis and management
- ♦ Master assessment and diagnostic techniques, specializing nurses in the accurate identification of arterial ulcers, differentiation between arterial ulcers and other skin lesions, to facilitate an effective care plan
- ♦ Develop skills in the comprehensive management of arterial ulcers, providing practical tools and strategies for the treatment of arterial ulcers, including wound healing techniques, infection prevention and promotion of healing
- ♦ Substantiate relevant principles of surgical wound care
- ♦ Generate specialized knowledge to master wound assessment techniques to identify complications
- ♦ Manage best practices in wound dressing and cleansing
- ♦ Analyze the best strategies to prevent infection and promote optimal healing.
- ♦ Develop the importance of patient education in wound care
- ♦ Prevent the development of diabetic foot ulcers through a combination of proper skin care, patient education on regular foot inspection, proper footwear and early identification and management of risk factors
- ♦ Prevent serious complications such as infections, osteomyelitis and amputations by controlling blood glucose, treating neuropathy and peripheral vascular disease, and providing early care for any injuries
- ♦ Educate the patient on diabetic foot management, the importance of self-care: regular foot examination, proper skin care, wearing appropriate footwear, and seeking timely medical attention for injuries
- ♦ Adopt Advanced Treatment Strategies, specialized methods and techniques for the treatment of skin lesions in pediatrics
- ♦ Promote multidisciplinary collaboration with other health care professionals and Prevention and Education, instilling the importance of skin lesion prevention and education for parents and caregivers



- ◆ Develop specialized clinical skills in the management of skin lesions in Pediatrics and equip nurses with skills to treat and manage skin lesions in children
- ◆ Examine the Physiology of Pediatric Skin, determine the differences between pediatric and adult skin and the treatment of lesions
- ◆ Adopt Advanced Treatment Strategies, methods and specialized techniques for the treatment of skin lesions in Pediatrics
- ◆ Promote Effective Communication, develop skills to communicate with children and their caregivers in a compassionate and effective manner
- ◆ Adopt Advanced Treatment Strategies, methods and specialized techniques for the treatment of skin lesions in Pediatrics
- ◆ Promote Effective Communication, develop skills to communicate with children and their caregivers in a compassionate and effective manner
- ◆ Promote multidisciplinary collaboration with other health care professionals and Prevention and Education, instilling the importance of skin lesion prevention and education for parents and caregivers



Specific Objectives

Module 1. Skin Wound Management for Nursing

- ♦ Develop specialized knowledge of skin infections: causes, symptoms and treatments
- ♦ Propose skin care strategies for geriatric and chronically ill patients based on best practices and current scientific evidence
- ♦ Examine advances in dermatologic care, including the application of augmented reality and artificial intelligence in dermatologic diagnosis
- ♦ Generate patient education plans for skin care, using effective communication techniques and appropriate educational materials

Module 2. Surgical Wound Management (QX) for Nursing

- ♦ Identify factors that affect surgical wound healing such as patient age, nutritional status, presence of chronic disease, and type of surgery performed
- ♦ Differentiate between different types of surgical wounds based on etiology, such as clean, contaminated, or infected incisions and understand how these differences affect the approach to care
- ♦ Determine the characteristics of a surgical wound in the process of normal healing, including granulation tissue formation, epithelialization and wound contraction
- ♦ Develop the fundamental principles of surgical wound cleansing, the importance of using non-cytotoxic cleansing solutions and avoiding damage to granulation tissue
- ♦ List the signs and symptoms of surgical wound infection such as redness, warmth, pain, edema and oozing and understand the importance of early identification and treatment of these complications
- ♦ Analyze the different types of dressings used in surgical wound management, analgesic administration according to pain intensity and patient preferences
- ♦ Evaluate the effectiveness of surgical wound care interventions by regular monitoring of wound healing, assessment of the amount and character of wound exudate and detection of signs of complications
- ♦ Demonstrate skills in patient education about surgical wound care by using effective communication techniques and tailoring information to the individual needs and level of patient understanding

Module 3. Graft Management Negative Pressure (-) Therapy for Nursing

- ♦ Identify key procedural steps in the application of negative pressure therapy in the postoperative management of skin grafts, including wound bed preparation and selection of appropriate devices
- ♦ Discuss the physiologic mechanisms by which negative pressure therapy promotes wound healing and reduces complications in the skin grafting process
- ♦ Analyze specific clinical cases in which negative pressure therapy has been shown to be beneficial in optimizing outcomes: reduction of graft loss and prevention of infections
- ♦ Evaluate current recommendations and best practices in the use of negative pressure therapy, optimal duration of treatment, frequency of dressing changes and monitoring patient response



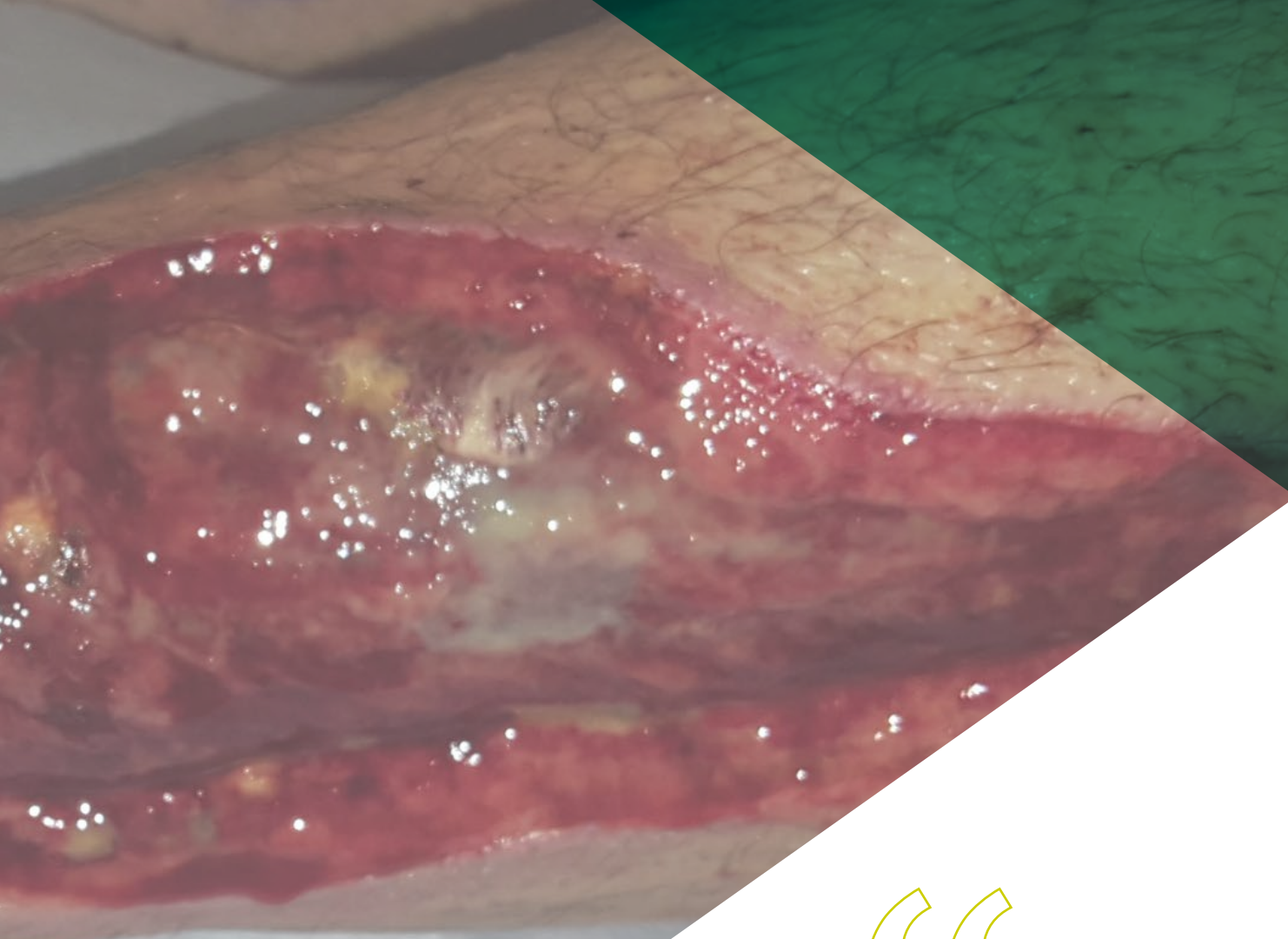
The university program will include a variety of real cases and resolution of complex situations in simulated learning environments"

03

Course Management

In order to fulfill its objective of providing the most complete and renewed university programs in the academic panorama, TECH carries out a thorough process to form its teaching staff. Thanks to this, the present Postgraduate Diploma has the participation of outstanding references in the field of Nursing Care in Surgical Wounds. These professionals have an extensive work background, where they have worked in recognized health institutions to optimize the welfare of multiple patients. In this way, they have created several didactic materials that stand out for their high quality and application to the requirements of today's labor market.





“

Renew your knowledge in Nursing Care in Surgical Wounds by the hand of the best experts in the field. Launch your professional career with TECH!"

Management



Mr. Pérez Barreno, David

- ◆ Complex Chronic Wounds Nurse in the Malaga-Guadalhorce Valley Health District
- ◆ Manager and Coordinator of Nursing staff in health care centers
- ◆ KOL in several innovation and research projects related to Wound Care Nursing
- ◆ Member of the Group of Research in Care of Malaga (Invescuida) IBIMA
- ◆ Administrator of OJS Platforms in Nursing scientific journals
- ◆ Master's Degree in Deterioration of Cutaneous Integrity, Ulcers and Wounds by the Catholic University of Valencia
- ◆ University Expert in Care and Cure of Chronic Wounds by the University of Cantabria
- ◆ University Expert in Nursing Human Resources Management, UNED (UNED)
- ◆ Postgraduate Certificate in Nursing from the University of Cadiz
- ◆ Diploma in Physiotherapy from the University of La Laguna, Tenerife
- ◆ Member of: Spanish Association of Vascular and Wound Nursing, Spanish Wound Society, European Wound Management Association (EWMA)



Mr. Toribio Martínez, Sergio José

- ♦ Academic Specialist in Nursing at the University of Granada
- ♦ Nurse of the Operating Room Service at the University Hospital of Ceuta
- ♦ Member of the Commission for Research, Teaching and Continuing Education at the University Hospital of Ceuta
- ♦ Expert in Evaluation of Continuing Health Education Activities at the National Institute of Health Management, Ministry of Health and Consumer Affairs
- ♦ Master's Degree in Nursing Sciences Research, University of Almeria
- ♦ Master's Degree in Occupational Risk Prevention, specializing in Ergonomics, Occupational Safety, Industrial Hygiene and Applied Psychosociology
- ♦ University diploma in Emergency Nursing from the Complutense University of Madrid
- ♦ Diploma in Nursing from the University of Granada
- ♦ Higher Diploma in Management and Administration of Health and Social Services Companies, National School of Health, Carlos III Health Institute
- ♦ Diploma in Health by the National School of Health, Carlos III Institute of Health

Professors

Ms. Bueno Ramírez, Soledad

- ◆ Nurse of Internal Medicine and Outpatients at the University Hospital of Ceuta
- ◆ Nurse at the Fresenius Medical Care Dialysis Center
- ◆ Nurse in the Surgical Medicine Service at the Military Hospital, Ceuta
- ◆ Nurse in the Psychiatry and Internal Medicine Service at the Reina Sofia University Hospital
- ◆ Nurse at the Ceuta Dialysis Center, Ceuta
- ◆ Nurse at FEAPS (Center for the Physically, Mentally and Sensory Handicapped)
- ◆ Nurse for Nest, Emergency and Plant Services at Hospiten Sur, Tenerife
- ◆ Master's Degree in Nursing in Emergencies and Catastrophes
- ◆ Master's Degree in Nursing in Internal Medicine
- ◆ University Diploma in Nursing Processes and Interventions in the field of General Care
- ◆ University Expert in Disaster Management for Nursing
- ◆ Postgraduate Diploma in Advanced Life Support
- ◆ Postgraduate Diploma in Severe Trauma Care for Nurses
- ◆ University Expert in Emergency Medical Care for Nursing
- ◆ University Expert in Pregnancy, Childbirth and Puerperium for Nursing
- ◆ University Expert in Pediatric Care for Nursing
- ◆ Diploma in Business Nursing from the University of Ceuta
- ◆ Diploma in Nursing from the University of Granada
- ◆ Higher Technician in Clinical Diagnostics Laboratory

Ms. Gaona Ortiz, Noelia

- ◆ Nurse in Public Health Services and Centers in Ceuta
- ◆ Nurse in Franciscan Brothers of Cruz Blanca
- ◆ Nurse in Pia Union Fraternity of Christ, Residence Nazareth, Ceuta
- ◆ Nurse in Residencia Sar Rosario, Torres de la Alameda, Madrid
- ◆ Nurse in Provincial Sanitary Union, Ceuta
- ◆ Nurse at Medical Center and Home Care, Ceuta
- ◆ Master's Degree in Nursing in Emergencies and Disasters by the University CEU Cardenal Herrera
- ◆ Master's Degree in Nursing Direction and Management, CEU Cardenal Herrera University
- ◆ Master's Degree in Nursing in the Internal Medicine Department by the University CEU Cardenal Herrera
- ◆ University expert in Infectious Diseases Applied to Nursing by the CEU Cardenal Herrera University
- ◆ University expert in Medical Emergencies for Nursing by the CEU Cardenal Herrera University
- ◆ University expert in Severe Trauma Care for Nursing by the CEU Cardenal Herrera University
- ◆ University expert in Advanced Life Support by the CEU Cardenal Herrera University
- ◆ University expert in Nursing Processes and Interventions in the field of General Care by the CEU Cardenal Herrera University
- ◆ University expert in Disaster Management for Nursing, CEU Cardenal Herrera University
- ◆ Diploma in Nursing from the University School of Nursing Red Cross, Ceuta

Ms. Fernández de Barrena San Miguel, Ainhoa

- ♦ Nurse in the Emergency Department at the University Hospital of Ceuta
- ♦ Nurse in Vivanta Clinics, Aesthetic Medicine
- ♦ Nurse in Plena Inclusion Ceuta
- ♦ Nurse at the Temporary Stay Center for Immigrants (CETI)
- ♦ Professional Master's Degree in Accident, Emergency and Disaster Nursing
- ♦ Professional Master's Degree in Internal Medicine Nursing
- ♦ Postgraduate Diploma in Disaster Management for Nurses
- ♦ University Expert in Emergency Medical Care for Nursing
- ♦ Postgraduate Diploma in Severe Trauma Care for Nurses
- ♦ Postgraduate Diploma in Advanced Life Support for Nursing
- ♦ University Expert in Applied Infectious Diseases in Nursing
- ♦ Diploma in Nursing from the University of Granada

Ms. Pareja Miralles, Patricia

- ♦ Nurse of the Internal Medicine Service at the University Hospital of Ceuta
- ♦ Dialysis Service Nurse at RTS (BAXTER)
- ♦ Nurse of the Dialysis Service at Fresenius Medical Care
- ♦ Nurse at the Venus Center, Ceuta
- ♦ Master's Degree in Internal Medicine Nursing
- ♦ Emergency Nursing
- ♦ Postgraduate Diploma in Advanced Life Support for Nursing
- ♦ Postgraduate Diploma in Disaster Management for Nurses

- ♦ University Expert in Processes of Nursing Interventions in the Field of General Care
- ♦ University Expert in Pediatric Care for Nursing
- ♦ University Expert in Pregnancy, Childbirth and Puerperium for Nursing
- ♦ Postgraduate Diploma in Severe Trauma Care for Nurses
- ♦ University Expert in Emergency Medical Care for Nursing
- ♦ Diploma in Nursing from the University School of Granada

Ms. Romero Sousa, Gema María

- ♦ Nurse at the University Hospital of Ceuta
- ♦ Primary Care Nurse
- ♦ Nurse in Spanish Red Cross
- ♦ Nurse at Cruz Blanca
- ♦ Nurse at Gerón Residence
- ♦ Nurse in Nazareth Residence
- ♦ Professional Master's Degree in Accident, Emergency and Disaster Nursing
- ♦ Professional Master's Degree in Nursing in Internal Medicine
- ♦ Postgraduate Diploma in Severe Trauma Care for Nurses
- ♦ University Expert in Emergency Medical Care for Nursing
- ♦ Postgraduate Diploma in Disaster Management for Nurses
- ♦ University Expert in Applied Infectious Diseases in Nursing
- ♦ Postgraduate Diploma in Advanced Life Support for Nursing
- ♦ Graduate in Nursing from the University of Malaga

04

Structure and Content

Through this program, nurses will have a holistic understanding of the processes that affect surgical wound healing. The syllabus will delve into the identification and evaluation of wounds, which will enable professionals to make accurate diagnoses. In this sense, the syllabus will delve into advanced treatments such as Negative Pressure Therapy, Hyperbaric Oxygen or Laser Therapy. In addition, the didactic materials will offer the keys to manage complications of Surgical Wounds, highlighting the importance of hematoma drainage to relieve patients' pain and accelerate their recovery.





“

You will implement the most innovative strategies to prevent and manage common Surgical Wound complications, such as infection or poor healing”

Module 1. Skin Wound Management for Nursing

- 1.1. Injury Evaluation
 - 1.1.1. Wound Identification and Assessment
 - 1.1.2. Recognition of Early Signs of Wounds
 - 1.1.3. Wound Assessment Tools
 - 1.1.4. Documentation and Monitoring of Wound Progression
- 1.2. Wound Cleaning: Techniques
 - 1.2.1. Enzymatic Debridement
 - 1.2.2. Exudate Management
 - 1.2.3. Stimulation of Granulation: Negative Pressure Therapy, Growth Factors and Hyperbaric Oxygen
 - 1.2.4. Wound Bed Protection
- 1.3. Wounds According to Typology
 - 1.3.1. Acute Wounds: Cuts, Burns and Fractures
 - 1.3.2. Chronic Wounds: Pressure, Venous and Diabetic Ulcers
 - 1.3.3. Surgical Wounds: Incisions, Excisions, Sutures
 - 1.3.4. Traumatic Wounds: Abrasions, Contusions, Lacerations
- 1.4. Treatment and Care of Wounds
 - 1.4.1. Advanced Therapies: Negative Pressure Therapy, Hyperbaric Oxygen, Laser Therapy
 - 1.4.2. Pain Management
 - 1.4.3. Wound Follow-Up and Evaluation
- 1.5. Wound Care in Humid Environment (CAH) and *TIME* Concept
 - 1.5.1. Principles of CAH Contraindications
 - 1.5.2. *TIME*: Non-Viable Tissue, Infection or Inflammation, Wound Bed Moisture, Wound Edges
 - 1.5.3. CAH and *TIME* Implementation: Initial Wound Assessment, Treatment Plan, Follow-Up and Adjustment of the Plan
 - 1.5.4. Scientific Evidence on CAH and *TIME*: Clinical Practice Guideline





- 1.6. Wound Physiology Wound Healing Process and Complications
 - 1.6.1. Healing Process: Inflammatory, Proliferative and Remodeling Phase
 - 1.6.2. Factors Affecting Healing: Nutrition, Age and Chronic Diseases
 - 1.6.3. Types of Healing: Healing by First Intention, by Second Intention and by Third Intention
 - 1.6.4. Complications in Healing: Infection, Dehiscence, Keloid
 - 1.6.5. Wound Treatment: Cleaning, Use of Antibiotics, Dressings
- 1.7. Management of Infection and Wound Complications
 - 1.7.1. Signs of Wound Infection: Redness, Warmth, Pain
 - 1.7.2. Treatment of Infection: Antibiotics, Debridement and Wound Care
 - 1.7.3. Wound Complications: Necrosis, Gangrene, Sepsis
 - 1.7.4. Infection Prevention: Wound Cleansing
 - 1.7.5. Management of Wound Complications
- 1.8. Management of Wound Care Materials
 - 1.8.1. Selection and Correct Use of Materials
 - 1.8.2. Storage of Materials: Storage Conditions and Inventory Management
 - 1.8.3. Material Handling Safety: Safe Disposal of Used Materials, Accident Prevention
- 1.9. Comprehensive and Integrated Care Among Different Professionals
 - 1.9.1. Teamwork: Roles and Responsibilities Conflict Resolution
 - 1.9.2. Coordination of Care: Shared Care Plan, Coordination with Other Services, Continuity of Care
 - 1.9.3. Referral to Specialists: Referral and Follow-Up Process
 - 1.9.4. Assessment of Quality of Care: Quality Indicators, Clinical Audits and Continuous Quality Improvement
- 1.10. Clinical Language in Relation to Wounds
 - 1.10.1. Anatomical, Wound Assessment and Wound Management Terms
 - 1.10.2. Effective Communication: Communication with the Patient and Other Health Care Professionals
 - 1.10.3. Clinical Documentation: Informed Consent
 - 1.10.4. Ethics in Wound Care: Respect for Patient Autonomy, Beneficence and Non-Maleficence, Justice

Module 2. Surgical Wound Management (QX) for Nursing

- 2.1. Surgical wounds
 - 2.1.1. Abdominal Incisions
 - 2.1.2. Orthopedic Wounds
 - 2.1.3. Thoracic Wounds
- 2.2. Infection Prevention in Surgical Wounds
 - 2.2.1. Use of Prophylactic Antibiotics
 - 2.2.2. Surgical Asepsis Techniques
 - 2.2.3. Control of Patient Risk Factors
- 2.3. Surgical Wound Care
 - 2.3.1. Dressing Change
 - 2.3.2. Monitoring for Signs of Infection
 - 2.3.3. Home Care Instructions
- 2.4. Management of Surgical Wound Complications
 - 2.4.1. Management of Wound Dehiscence
 - 2.4.2. Hematoma Drainage
 - 2.4.3. Evaluation of Signs of Infection
- 2.5. Pain Management in Surgical Wounds
 - 2.5.1. Systemic Analgesics
 - 2.5.2. Regional Blocks
 - 2.5.3. Relaxation Techniques
- 2.6. Nutrition and Surgical Wounds
 - 2.6.1. Assessment of Nutritional Status
 - 2.6.2. Nutritional Supplements
 - 2.6.3. Dietary Intake Monitoring
- 2.7. Care of Surgical Wounds in Geriatric Patients
 - 2.7.1. Frailty Assessment
 - 2.7.2. Adaptations in Care
 - 2.7.3. Multidisciplinary Rehabilitation
- 2.8. Care of Surgical Wounds in Patients with Chronic Diseases
 - 2.8.1. Control of Concomitant Diseases
 - 2.8.2. Coordination of Care
 - 2.8.3. Preventive Interventions

- 2.9. Patient Education on Surgical Wound Care
 - 2.9.1. Postoperative Care Instructions
 - 2.9.2. Recognition of Signs of Complications
 - 2.9.3. Importance of Medical Follow-Up
- 2.10. Advances in Surgical Wound Care
 - 2.10.1. New Dressings and Healing Technologies
 - 2.10.2. Advanced Healing Therapies
 - 2.10.3. Research on Growth Factors and Biomaterials

Module 3. Graft Management Negative Pressure (-) Therapy for Nursing

- 3.1. Grafts for Nursing
 - 3.1.1. Graft Types and Uses
 - 3.1.2. Materials used in Grafts
 - 3.1.3. Clinical Applications
- 3.2. Graft Therapy Indications and Contraindications
 - 3.2.1. Medical Conditions Suitable for Therapy
 - 3.2.2. Inappropriate Negative Pressure Therapy Situations
 - 3.2.3. Ethical Considerations
- 3.3. Application of Negative Pressure Therapy in Grafts
 - 3.3.1. Preparation of the Graft Bed
 - 3.3.2. Negative Pressure Dressing Placement
 - 3.3.3. Monitoring Protocols
- 3.4. Patient Care during Negative Pressure Therapy
 - 3.4.1. Daily Care Instructions
 - 3.4.2. Maintenance of Comfort and Mobility
 - 3.4.3. Prevention and Management of Complications
- 3.5. Pain Management during Negative Pressure Therapy
 - 3.5.1. Pain Assessment and Control
 - 3.5.2. Pharmacologic and Non-Pharmacologic Strategies
 - 3.5.3. Communication with the Patient about Expectations
- 3.6. Complications and Troubleshooting in Negative Pressure Therapy
 - 3.6.1. Early Identification of Complications
 - 3.6.2. Steps to Address Common Problems
 - 3.6.3. Interdisciplinary Collaboration

- 3.7. Nutrition and Negative Pressure Therapy
 - 3.7.1. Importance of Nutrition in the Healing Process
 - 3.7.2. Dietary Recommendations
 - 3.7.3. Role of the Nutrition Team
- 3.8. Negative Pressure Therapy in Geriatric and Pediatric Patients
 - 3.8.1. Considerations in Elderly Patients
 - 3.8.2. Adaptations for Pediatric Patients
 - 3.8.3. Involvement of Family Members and Caregivers
- 3.9. Patient Education on Negative Pressure Therapy
 - 3.9.1. Development of Educational Materials
 - 3.9.2. One-on-One Teaching Sessions
 - 3.9.3. Evaluation of Comprehension and Adherence
- 3.10. Advances in Drug Therapy
 - 3.10.1. New Technologies and Devices
 - 3.10.2. Research in Emerging Areas
 - 3.10.3. Future Impact on Clinical Practice

“

TECH gives you access to one of the best virtual libraries to keep you updated on the latest advances in Nursing Care in Surgical Wounds. Enroll now!”



05

Methodology

This academic program offers students a different way of learning. Our methodology uses a cyclical learning approach: **Relearning**.

This teaching system is used, for example, in the most prestigious medical schools in the world, and major publications such as the **New England Journal of Medicine** have considered it to be one of the most effective.



“

Discover Relearning, a system that abandons conventional linear learning, to take you through cyclical teaching systems: a way of learning that has proven to be extremely effective, especially in subjects that require memorization"

At TECH Nursing School we use the Case Method

In a given situation, what should a professional do? Throughout the program, students will face multiple simulated clinical cases, based on real patients, in which they will have to do research, establish hypotheses, and ultimately resolve the situation. There is an abundance of scientific evidence on the effectiveness of the method. Nurses learn better, faster, and more sustainably over time.

With TECH, nurses can experience a learning methodology that is shaking the foundations of traditional universities around the world.



According to Dr. Gérvas, the clinical case is the annotated presentation of a patient, or group of patients, which becomes a "case", an example or model that illustrates some peculiar clinical component, either because of its teaching power or because of its uniqueness or rarity. It is essential that the case is based on current professional life, in an attempt to recreate the real conditions in professional nursing practice.

“

Did you know that this method was developed in 1912, at Harvard, for law students? The case method consisted of presenting students with real-life, complex situations for them to make decisions and justify their decisions on how to solve them. In 1924, Harvard adopted it as a standard teaching method”

The effectiveness of the method is justified by four fundamental achievements:

1. Nurses who follow this method not only grasp concepts, but also develop their mental capacity, by evaluating real situations and applying their knowledge.
2. The learning process has a clear focus on practical skills that allow the nursing professional to better integrate knowledge acquisition into the hospital setting or primary care.
3. Ideas and concepts are understood more efficiently, given that the example situations are based on real-life.
4. Students like to feel that the effort they put into their studies is worthwhile. This then translates into a greater interest in learning and more time dedicated to working on the course.



Relearning Methodology

At TECH we enhance the case method with the best 100% online teaching methodology available: Relearning.

This university is the first in the world to combine case studies with a 100% online learning system based on repetition combining a minimum of 8 different elements in each lesson, which is a real revolution compared to the simple study and analysis of cases.



The nurse will learn through real cases and by solving complex situations in simulated learning environments. These simulations are developed using state-of-the-art software to facilitate immersive learning.

At the forefront of world teaching, the Relearning method has managed to improve the overall satisfaction levels of professionals who complete their studies, with respect to the quality indicators of the best online university (Columbia University).

With this methodology we have trained more than 175,000 nurses with unprecedented success in all specialities regardless of practical workload. Our pedagogical methodology is developed in a highly competitive environment, with a university student body with a strong socioeconomic profile and an average age of 43.5 years old.


Relearning will allow you to learn with less effort and better performance, involving you more in your specialization, developing a critical mindset, defending arguments, and contrasting opinions: a direct equation to success.

In our program, learning is not a linear process, but rather a spiral (learn, unlearn, forget, and re-learn). Therefore, we combine each of these elements concentrically.

The overall score obtained by TECH's learning system is 8.01, according to the highest international standards.



This program offers the best educational material, prepared with professionals in mind:



Study Material

All teaching material is produced by the specialists who teach the course, specifically for the course, so that the teaching content is really specific and precise.

These contents are then applied to the audiovisual format, to create the TECH online working method. All this, with the latest techniques that offer high quality pieces in each and every one of the materials that are made available to the student.



Nursing Techniques and Procedures on Video

We introduce you to the latest techniques, to the latest educational advances, to the forefront of current medical techniques. All of this in direct contact with students and explained in detail so as to aid their assimilation and understanding. And best of all, you can watch them as many times as you want.



Interactive Summaries

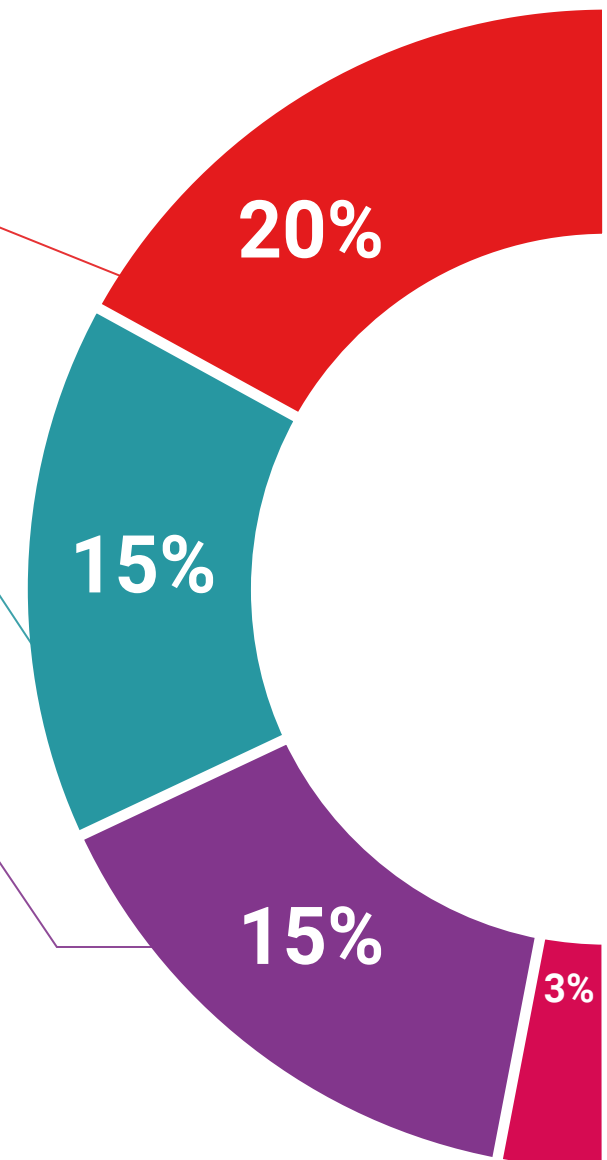
The TECH team presents the contents attractively and dynamically in multimedia lessons that include audio, videos, images, diagrams, and concept maps in order to reinforce knowledge.

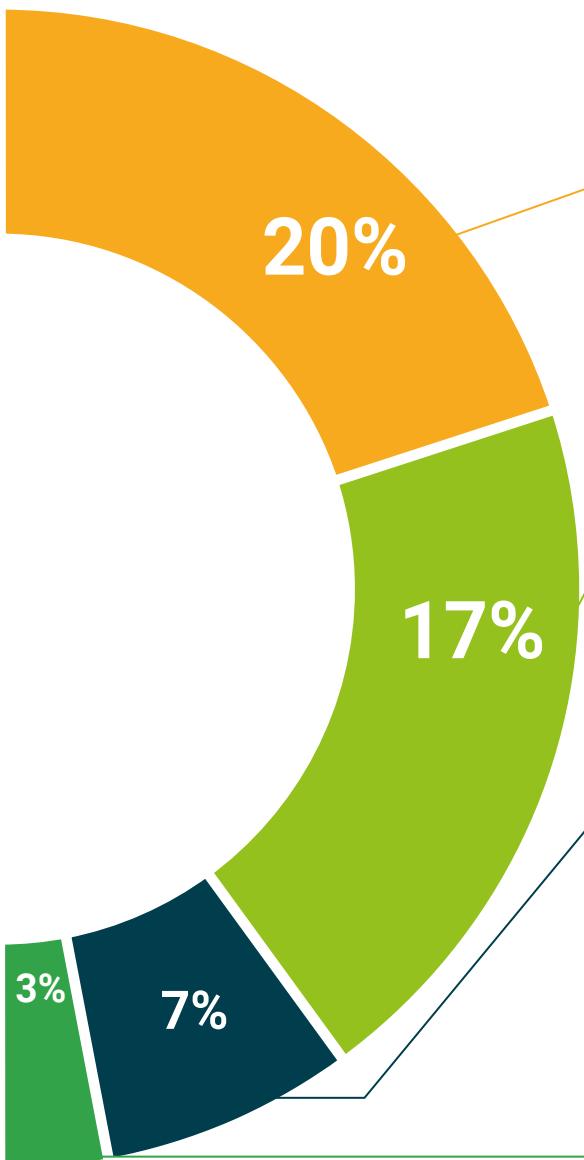
This exclusive educational system for presenting multimedia content was awarded by Microsoft as a "European Success Story".



Additional Reading

Recent articles, consensus documents and international guidelines, among others. In TECH's virtual library, students will have access to everything they need to complete their course.





Expert-Led Case Studies and Case Analysis

Effective learning ought to be contextual. Therefore, TECH presents real cases in which the expert will guide students, focusing on and solving the different situations: a clear and direct way to achieve the highest degree of understanding.



Testing & Retesting

We periodically evaluate and re-evaluate students' knowledge throughout the program, through assessment and self-assessment activities and exercises, so that they can see how they are achieving their goals.



Classes

There is scientific evidence suggesting that observing third-party experts can be useful.
Learning from an Expert strengthens knowledge and memory, and generates confidence in future difficult decisions.



Quick Action Guides

TECH offers the most relevant contents of the course in the form of worksheets or quick action guides. A synthetic, practical, and effective way to help students progress in their learning.



06 Certificate

The Postgraduate Diploma in Nursing Care in Surgical Wounds guarantees students, in addition to the most rigorous and up-to-date education program, access to a Postgraduate Diploma issued by TECH Global University.



“

Successfully complete this program and receive your university qualification without having to travel or fill out laborious paperwork”

This private qualification will allow you to obtain a **Postgraduate Diploma in Nursing Care in Surgical Wounds** endorsed by **TECH Global University**, the world's largest online university.

TECH Global University is an official European University publicly recognized by the Government of Andorra ([official bulletin](#)). Andorra is part of the European Higher Education Area (EHEA) since 2003. The EHEA is an initiative promoted by the European Union that aims to organize the international training framework and harmonize the higher education systems of the member countries of this space. The project promotes common values, the implementation of collaborative tools and strengthening its quality assurance mechanisms to enhance collaboration and mobility among students, researchers and academics.

This **TECH Global University** private qualification is a European program of continuing education and professional updating that guarantees the acquisition of competencies in its area of knowledge, providing a high curricular value to the student who completes the program.

Title: **Postgraduate Diploma in Nursing Care in Surgical Wounds**

Modality: **online**

Duration: **6 months**

Accreditation: **18 ECTS**



*Apostille Convention. In the event that the student wishes to have their paper diploma issued with an apostille, TECH Global University will make the necessary arrangements to obtain it, at an additional cost..



Postgraduate Diploma Nursing Care in Surgical Wounds

- » Modality: online
- » Duration: 6 months
- » Certificate: TECH Global University
- » Accreditation: 18 ECTS
- » Schedule: at your own pace
- » Exams: online

Postgraduate Diploma

Nursing Care in Surgical Wounds

