

Postgraduate Certificate

Update on Placental and Fetal
Adnexal Pathology and its Main
Obstetric Emergencies in Nursing





Postgraduate Certificate

Update on Placental and Fetal Adnexal Pathology and its Main Obstetric Emergencies in Nursing

- » Modality: online
- » Duration: 6 weeks
- » Certificate: TECH Global University
- » Credits: 6 ECTS
- » Schedule: at your own pace
- » Exams: online

Website: www.techtute.com/us/nursing/postgraduate-certificate/update-placental-fetal-adnexal-pathology-main-obstetric-emergencies-nursing

Index

01

Introduction

p. 4

02

Objectives

p. 8

03

Course Management

p. 12

04

Structure and Content

p. 16

05

Methodology

p. 20

06

Certificate

p. 28

01

Introduction

As nursing practitioners, we work on a daily basis with pregnant women who suffer from some type of pathology, whether or not derived from pregnancy, and training is sometimes scarce during residency. This Postgraduate Certificate will lead you directly to specialization and security in your professional practice.





“

The most complete training on Update on Placental and Fetal Adnexal Pathology and its Main Obstetric Emergencies in Nursing, in the whole educational market: a wide and complete Postgraduate Certificate, unique in its specialty"

This Postgraduate Certificate gives you a complete update on all topics related to placental and amniotic fluid disorders.

The main obstetric emergencies that may occur in labor and delivery units will also be discussed.

The study of these aspects is of utmost importance for the care work of nurses, since most of the problems derived from placenta, amniotic fluid and obstetric accidents are usually of an emergent nature. Up to date knowledge of them can completely change the obstetric and neonatal outcome.

This Postgraduate Certificate will also include a bibliographic review of the most updated protocols on the aforementioned topics.

Their knowledge will also help practitioners to anticipate urgent situations, being able to prevent and/or predict them, since the risk factors of each of the problems will also be included in detail in order to facilitate the student's learning of them.



Become a highly qualified practitioner with this unique Postgraduate Certificate Course on Updates on Placental and Fetal Adnexal Pathology and its Main Obstetric Emergencies in Nursing"

This **Postgraduate Certificate in Update on Placental and Fetal Adnexal Pathology and its Main Obstetric Emergencies in Nursing** contains the most complete and up-to-date scientific program on the market. The most important features include:

- ◆ Latest technology in online teaching software
- ◆ Highly visual teaching system, supported by graphic and schematic contents that are easy to assimilate and understand
- ◆ Practical cases presented by practising experts
- ◆ State-of-the-art interactive video systems
- ◆ Teaching supported by telepractice
- ◆ Continuous updating and recycling systems
- ◆ Self-regulating learning: full compatibility with other occupations
- ◆ Practical exercises for self-evaluation and learning verification
- ◆ Support groups and educational synergies: questions to the expert, debate and knowledge forums
- ◆ Communication with the teacher and individual reflection work
- ◆ Content that is accessible from any fixed or portable device with an Internet connection
- ◆ Supplementary documentation databases are permanently available, even after the course

“

Get a complete and adequate Postgraduate Certificate in Update on Placental and Fetal Adnexal Pathology and its Main Obstetric Emergencies in Nursing, with this highly effective Postgraduate Certificate and open new paths to your professional progress"

Our teaching staff is made up of professionals from different fields related to this specialty. In this way, we ensure that we provide you with the training update we are aiming for. A multidisciplinary team of professionals training and experienced in different environments, who will cover the theoretical knowledge in an efficient way, but, above all, will put the practical knowledge derived from their own experience at the service of the course: one of the differential qualities of this course.

This mastery of the subject is complemented by the effectiveness of the methodological design of this Postgraduate Certificate in Update on Placental and Fetal Adnexal Pathology and its Main Obstetric Emergencies in Nursing, developed by a multidisciplinary team of experts in e-learning integrates the latest advances in educational technology. This way, you will be able to study with a range of comfortable and versatile multimedia tools that will give you the operability you need in your training.

The design of this program is based on Problem-Based Learning: an approach that conceives learning as a highly practical process. To achieve this remotely, we will use telepractice: with the help of an innovative interactive video system, and learning from an expert, you will be able to acquire the knowledge as if you were actually dealing with the scenario you are learning about. A concept that will allow you to integrate and fix learning in a more realistic and permanent way.

A Postgraduate Certificate that will enable you to face the most complex situations with the expertise of a high-level practitioner.

With the experience of experienced practitioners who will contribute their expertise in this area to the Postgraduate Certificate, making this training a unique opportunity for professional growth.



02

Objectives

Our objective is to train highly qualified professionals for work experience. An objective that is complemented, moreover, in a global manner, by promoting human development that lays the foundations for a better society. This objective is focused on helping medical professionals reach a much higher level of expertise and control. A goal that, in just six months, you will be able to achieve with a highly intensive and precise course.



“

If your objective is to reorient your capacity towards new paths of success and development, this is the Postgraduate Certificate for you: a training that aspires to excellence"

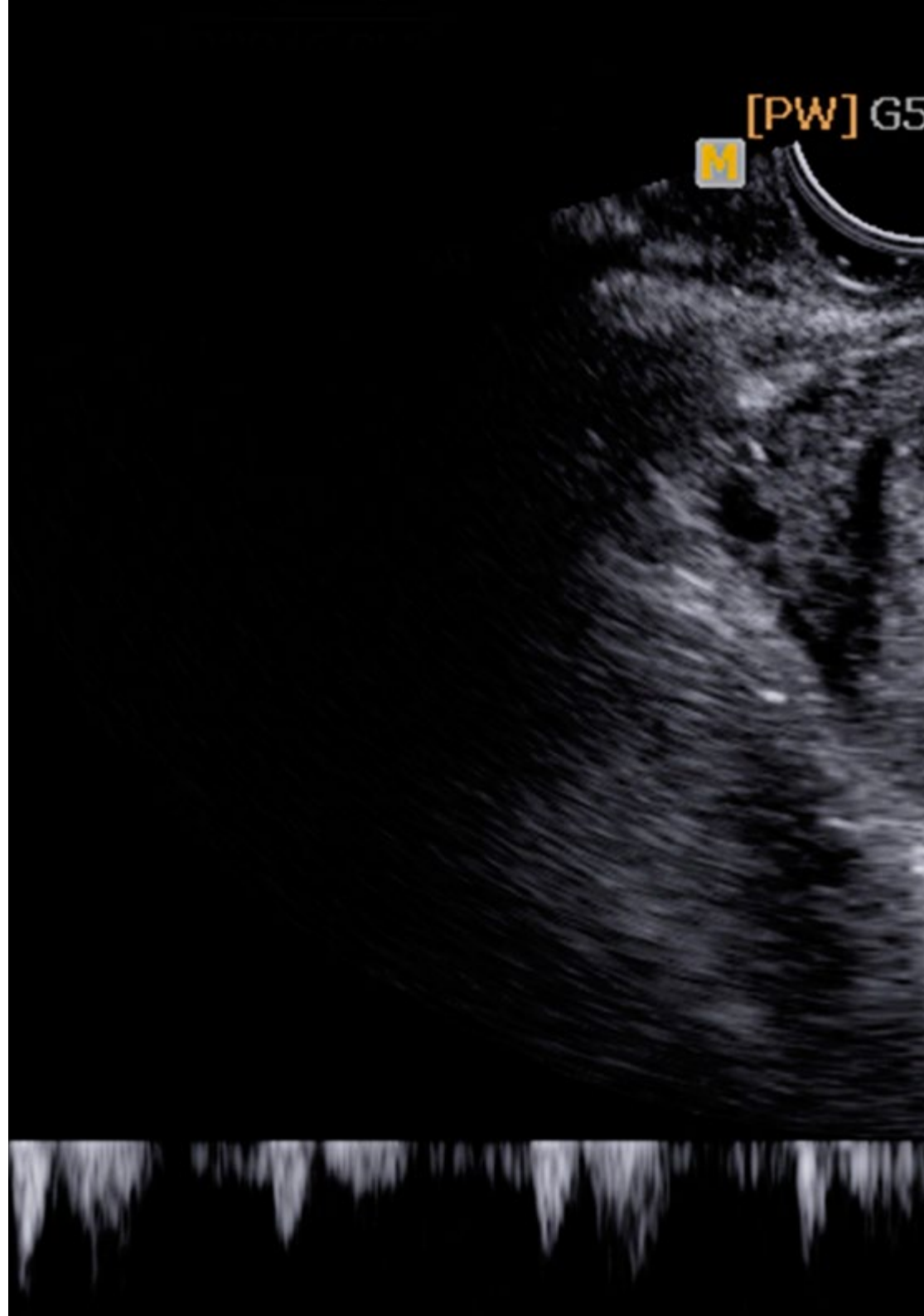


General Objectives

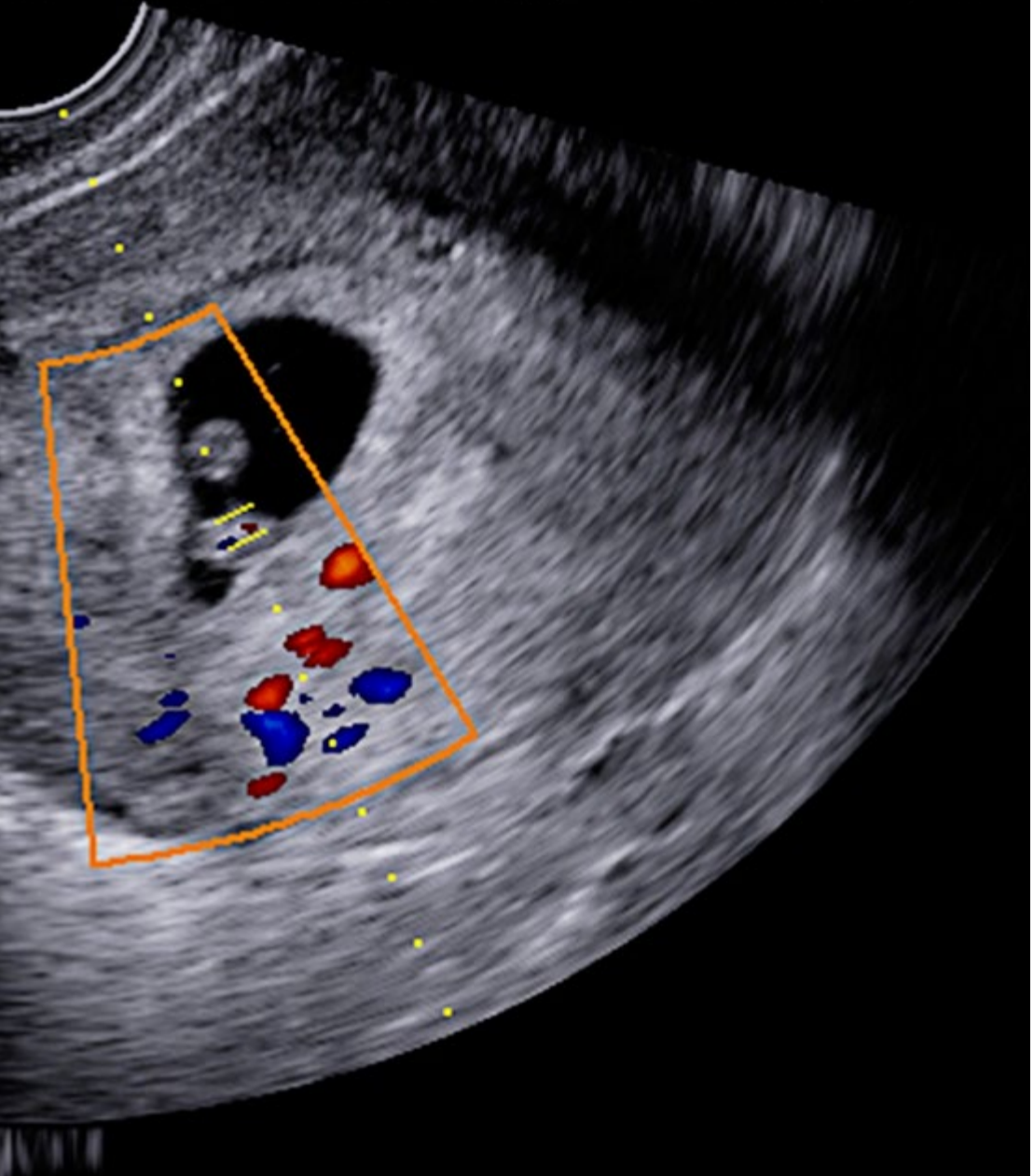
- The student will expand their knowledge of placental pathology in pregnancy
- Learn about the pathology of the umbilical cord that can occur during gestation
- You will also acquire the skills to be able to perform a good clinical management in an emergency situation



A way of training and professional growth that will also provide you with greater competitiveness in the labor market"



0/F0/4.00 kHz/2.00@32.23 mm/0°/4.4M



Specific Objectives

- Learn about obstetric accidents and how to act is an essential part midwife's work, since in most cases it is necessary to act within seconds to avoid fatal consequences. In most cases, the midwife is in charge of making the diagnosis because she is the person who usually spends the most time with the pregnant women in the hospitalization units
- Training on placental problems that may occur in any of the trimesters and about which patients will often refer their concerns to the obstetrical staff
- To understand in depth the pathology of the umbilical cord, since some of its defects are accompanied by fetal anomalies, and it is the midwife who is the first to be able to objectify it on many occasions

03

Course Management

For our course to be of the highest quality, we are proud to work with a teaching staff of the highest level, chosen for their proven track record. Professionals from different areas and fields of expertise that make up a complete, multidisciplinary team. A unique opportunity to learn from the best.





Learn from leading practitioners, the latest advances in Update on Placental and Fetal Adnexal Pathology and its Main Obstetric Emergencies in Nursing"

International Guest Director

Dr. Christelle Vauloup Fellous is an internationally recognized virologist who has served as Vice-President of the Research Group on Infections during Pregnancy (GRIG) in France. She has been a member of prestigious scientific societies, such as the European Society of Clinical Virology, the French Society of Microbiology (SFL) and the French Society of Infectious Pathology (SPILF).

She has also been Coordinator of the National Reference Center (CNR) for Maternal-Fetal Rubeolar Infections, where she has played a crucial role in the centralization and improvement of diagnostics related to this disease. She has also been Head of the World Health Organization (WHO) National Reference Laboratory for Rubella, consolidating her position as an authority in the investigation and management of viral infections affecting pregnant women and their children.

In addition to her responsibilities in the field of Rubella, she has become a key figure in serological and prenatal diagnosis in hospital centers in France. In fact, her work in this field has allowed her to significantly improve the detection and treatment of infections during pregnancy. She is also an active member of several working groups for the French Ministry of Health, where she has contributed to the implementation of protocols for the systematic detection of Cytomegalovirus (CMV) in gamete and embryo donors, as well as in pregnant women.

Throughout her career, Dr. Christelle Vauloup Fellous has been a prolific author and researcher, with outstanding publications exploring topics such as transplacental transfer of neutralizing anti-SARS-CoV-2 antibodies and the prevalence of maternal and congenital toxoplasmosis. In this regard, her work has had a direct impact on improving maternal-fetal health globally.



Dra. Christell Vauloup Fellous

- ♦ Vice-President of the Research Group on Infections during Pregnancy (GRIG), France
- ♦ Coordinator of the National Reference Center (CNR) for Maternal-Fetal Rubellar Infections
- ♦ Head of the WHO National Reference Laboratory for Rubella
- ♦ Head of Serological and Prenatal Diagnosis in Hospital Centers
- ♦ Member of the Working Group on Cytomegalovirus Detection in Gamete and Embryo Donors (French Ministry of Health)
- ♦ Member of the Working Group on Systematic Detection of CMV Infection during Pregnancy (French Ministry of Health)
- ♦ Member of the Working Group on Implementation of Compulsory Rubella Declaration (French Ministry of Health)
- ♦ Member of the Working Group on Prevention of Cytomegalovirus Infection in Pregnant Women (French Ministry of Health)
- ♦ Doctor in Virology, University Pierre and Marie Curie
- ♦ Master's Degree in Medical Virology, Denis Diderot University, France
- ♦ Degree in Pharmacy from the University Paris-Sud
- ♦ Degree in Biology from the University Paris-Sud
- ♦ Member of: French Society of Microbiology (SFL), Francophone Society of Infectious Pathology (SPILF), European Society of Clinical Virology

“

Thanks to TECH you will be able to learn with the best professionals in the world"

International Guest Director

Dr. Leah McCoy is a specialist in **Nursing** and **Obstetrics** and holds the position of **Director of the Obstetric Nursing Education Program** at the Mayo Clinic in Minnesota, United States. Here she seeks to provide an innovative pathway for nurses to pursue a career as a **midwife**. With a special interest in ensuring quality care, she has dedicated herself to overseeing patient safety.

After a long career as an **Obstetric Nurse**, she has specialized in outpatient cervical dilation, postpartum hemorrhage management and obstetric emergencies. One of her main responsibilities has been **delivery care**, but she has also dedicated herself to **prenatal care** and the general health of the pregnant woman. In addition, she has experience as a trainer for professionals who wish to specialize in this branch of nursing.

In addition, Dr. Leah McCoy has been a member of the United States **Navy Nurse Corps**. After working for several years as a midwife, she decided to broaden her knowledge and enlisted with the motivation to travel while providing a service for her country. With her recognized expertise, she is also a member of the **American Board of Midwifery Certification** and a Fellow of the **American College of Obstetric Nurses**.

In the field of research, she has worked on various projects in the area of **Obstetrics**. Some of the studies in which she has participated have focused on analyzing weight gain during gestation or applying intermittent auscultation in low-risk women. She has also collaborated in a project to reduce the duration of labor induction in order to reduce by 10% the length of stay prior to delivery of the baby.



Dr. McCoy, Leah

- Director of the Obstetric Nursing Education Program at Mayo Clinic, Minnesota, United States
 - Nurse in the Department of Obstetrics and Gynecology at Mayo Clinic
 - Instructor of the Obstetrics and Gynecology Area of the Mayo Clinic
 - Doctorate in Obstetrical Nursing from Baylor University
 - Graduate Degree in Nursing from Marquette University
- Member of: American College of Obstetric Nurses, U.S. Navy Nurse Corps

“

Thanks to TECH you will be able to learn with the best professionals in the world"

Management



Ms. Hernando Orejudo, Isabel

- ♦ Midwife at the University Hospital San Carlos in Obstetric Emergency Units, Delivery Room, High Obstetric Risk, fetal physiopathology and breastfeeding
- ♦ IRN in Obstetric-Gynecological Nursing Midwifery Teaching Unit of Madrid, Hospital of San Carlos
- ♦ Outpatient Nurse at the University Hospital La Paz
- ♦ University Diploma in Nursing (DUE) University School of Nursing Puerta de Hierro. Autonomous University of Madrid
- ♦ Breastfeeding promoter at Hospital San Carlos since 2016
- ♦ Contributor in the implementation of the Obstetric Pain Guide at Hospital San Carlos since 2019
- ♦ Author of 'Protocolo de Atención al parto normal' en Hospital San Carlos

Professors

Ms. Hernández Lachehab, Sonia

- ♦ Midwife. Currently a nurse at SAR Meco

Mr. Márquez Espinar, Gumersindo

- ♦ Midwife and podiatrist. Currently a midwife at Hospital San Carlos

Ms. De Miguel González, María José

- ♦ Midwife. Currently a midwife at Hospital San Carlos

Ms. De la Torre Arandilla, Ana

- ♦ Midwife. Currently a midwife at the University Hospital Puerta de Hierro and Hospital la Milagrosa



“

An impressive teaching staff, made up of practicing professionals, will be in charge of accompanying you throughout your training: a unique occasion not to be missed"

04

Structure and Content

The contents of this course have been developed by the different experts on this course with a clear purpose: to ensure that our students acquire each and every one of the necessary skills to become true experts in this field.

A complete and well-structured program that will take you to the highest standards of quality and success.





“

*A comprehensive teaching program,
structured in well-developed teaching units,
oriented towards learning that is compatible
with your personal and professional life"*

Module 1. Pathology of the Placenta and Fetal Appendages. Obstetric Accidents

- 1.1. Placenta Accrete
 - 1.1.1. Definition and Forms of Placenta Accrete
 - 1.1.1.1. Placenta Accreta
 - 1.1.1.2. Placenta Increta
 - 1.1.1.3. Placenta Percreta
 - 1.1.2. Risk factors
 - 1.1.3. Morbimortality
 - 1.1.4. Diagnosis
 - 1.1.5. Clinical Management and Delivery of Pregnant Women with Placental Accreta
- 1.2. Placenta Previa
 - 1.2.1. Concept
 - 1.2.2. Classification
 - 1.2.3. Risk factors
 - 1.2.4. Morbimortality
 - 1.2.5. Diagnosis
 - 1.2.6. Management of gestation and delivery of the pregnant woman with placenta previa
- 1.3. Placental Morphological and Functional Abnormalities
 - 1.3.1. Size Alterations
 - 1.3.2. Morphological Changes
 - 1.3.2.1. Bilobed Placenta
 - 1.3.2.2. Circumvallate Placenta
 - 1.3.2.3. Placenta Succenturiata
 - 1.3.2.4. Espuria
 - 1.3.3. Placental Insufficiency



- 1.4. Umbilical Cord Anomalies
 - 1.4.1. Variants of Umbilical Cord Length and its Complications: Knots
 - 1.4.2. Umbilical Cord Anomalies in relation to Appearance
 - 1.4.2.1. Procubitus
 - 1.4.2.2. Laterocidence
 - 1.4.2.3. Prolapses
 - 1.4.2.3.1. Causes
 - 1.4.2.3.2. Action to be taken in case of Cord Prolapse
 - 1.4.3. Placental Insertion Abnormalities
 - 1.4.3.1. Velamentous Insertion
 - 1.4.3.2. Marginal Insertion
 - 1.4.3.3. Previous Vasa
 - 1.4.4. Vascular Anomalies
 - 1.4.4.1. Thrombosis
 - 1.4.4.2. Hematomas
 - 1.4.4.3. The Single Umbilical Artery
- 1.5. Alterations of the Amniotic Membranes
 - 1.5.1. Amnion Nodosum
 - 1.5.2. Amniotic Bands
 - 1.5.3. Extramembranous Pregnancy
 - 1.5.4. Premature Rupture of Membranes and Chorioamnionitis (explained above)
- 1.6. Abnormalities of amniotic fluid
 - 1.6.1. Defect: Oligohydramnios and Anhydramnios
 - 1.6.1.1. Concept and Epidemiology
 - 1.6.1.2. Etiological Factors
 - 1.6.1.3. Diagnosis
 - 1.6.1.4. Effects on the Fetus and Neonate
 - 1.6.1.5. Clinical Management and Treatment
 - 1.6.2. In Excess: Polyhydramnios
 - 1.6.2.1. Concept and Epidemiology
 - 1.6.2.2. Etiological Factors
 - 1.6.2.3. Diagnosis
 - 1.6.2.4. Effects on the Fetus and Neonate
 - 1.6.2.5. Clinical Management and Treatment. Delivery Assistance
- 1.7. Uterine Rupture
 - 1.7.1. Concept
 - 1.7.2. Types
 - 1.7.3. Risk factors
 - 1.7.4. Clinical Diagnosis
 - 1.7.5. Treatment
- 1.8. Premature Detachment of a Normally Positioned Placenta
 - 1.8.1. Concept
 - 1.8.2. Risk factors
 - 1.8.3. Clinical Diagnosis
 - 1.8.4. Clinical Management
- 1.9. Amniotic Fluid Embolism
 - 1.9.1. Concept
 - 1.9.2. Risk factors
 - 1.9.3. Pathophysiology
 - 1.9.4. Clinical symptoms
 - 1.9.5. Diagnosis and Treatment
- 1.10. Shoulder Dystocia
 - 1.10.1. Concept
 - 1.10.2. Risk factors
 - 1.10.3. Diagnosis
 - 1.10.4. Delivery Method case of Placental Abruption
 - 1.10.4.1. Primary Level Techniques
 - 1.10.4.2. Secondary Level Techniques
 - 1.10.4.3. Tertiary Level Techniques
 - 1.10.5. Postnatal Care and Assessment

05

Methodology

This academic program offers students a different way of learning. Our methodology uses a cyclical learning approach: **Relearning**.

This teaching system is used, for example, in the most prestigious medical schools in the world, and major publications such as the **New England Journal of Medicine** have considered it to be one of the most effective.





“

Discover Relearning, a system that abandons conventional linear learning, to take you through cyclical teaching systems: a way of learning that has proven to be extremely effective, especially in subjects that require memorization"

At TECH Nursing School we use the Case Method

In a given situation, what should a professional do? Throughout the program, students will face multiple simulated clinical cases, based on real patients, in which they will have to do research, establish hypotheses, and ultimately resolve the situation. There is an abundance of scientific evidence on the effectiveness of the method. Nurses learn better, faster, and more sustainably over time.

With TECH, nurses can experience a learning methodology that is shaking the foundations of traditional universities around the world.



According to Dr. Gérvas, the clinical case is the annotated presentation of a patient, or group of patients, which becomes a "case", an example or model that illustrates some peculiar clinical component, either because of its teaching power or because of its uniqueness or rarity. It is essential that the case is based on current professional life, in an attempt to recreate the real conditions in professional nursing practice.

“

Did you know that this method was developed in 1912, at Harvard, for law students? The case method consisted of presenting students with real-life, complex situations for them to make decisions and justify their decisions on how to solve them. In 1924, Harvard adopted it as a standard teaching method”

The effectiveness of the method is justified by four fundamental achievements:

1. Nurses who follow this method not only grasp concepts, but also develop their mental capacity, by evaluating real situations and applying their knowledge.
2. The learning process has a clear focus on practical skills that allow the nursing professional to better integrate knowledge acquisition into the hospital setting or primary care.
3. Ideas and concepts are understood more efficiently, given that the example situations are based on real-life.
4. Students like to feel that the effort they put into their studies is worthwhile. This then translates into a greater interest in learning and more time dedicated to working on the course.



Relearning Methodology

At TECH we enhance the case method with the best 100% online teaching methodology available: Relearning.

This university is the first in the world to combine case studies with a 100% online learning system based on repetition combining a minimum of 8 different elements in each lesson, which is a real revolution compared to the simple study and analysis of cases.



The nurse will learn through real cases and by solving complex situations in simulated learning environments. These simulations are developed using state-of-the-art software to facilitate immersive learning.

At the forefront of world teaching, the Relearning method has managed to improve the overall satisfaction levels of professionals who complete their studies, with respect to the quality indicators of the best online university (Columbia University).

With this methodology we have trained more than 175,000 nurses with unprecedented success in all specialities regardless of practical workload. Our pedagogical methodology is developed in a highly competitive environment, with a university student body with a strong socioeconomic profile and an average age of 43.5 years old.

Relearning will allow you to learn with less effort and better performance, involving you more in your specialization, developing a critical mindset, defending arguments, and contrasting opinions: a direct equation to success.

In our program, learning is not a linear process, but rather a spiral (learn, unlearn, forget, and re-learn). Therefore, we combine each of these elements concentrically.

The overall score obtained by TECH's learning system is 8.01, according to the highest international standards.



This program offers the best educational material, prepared with professionals in mind:



Study Material

All teaching material is produced by the specialists who teach the course, specifically for the course, so that the teaching content is really specific and precise.

These contents are then applied to the audiovisual format, to create the TECH online working method. All this, with the latest techniques that offer high quality pieces in each and every one of the materials that are made available to the student.



Nursing Techniques and Procedures on Video

We introduce you to the latest techniques, to the latest educational advances, to the forefront of current medical techniques. All of this in direct contact with students and explained in detail so as to aid their assimilation and understanding. And best of all, you can watch them as many times as you want.



Interactive Summaries

The TECH team presents the contents attractively and dynamically in multimedia lessons that include audio, videos, images, diagrams, and concept maps in order to reinforce knowledge.

This exclusive educational system for presenting multimedia content was awarded by Microsoft as a "European Success Story".



Additional Reading

Recent articles, consensus documents and international guidelines, among others. In TECH's virtual library, students will have access to everything they need to complete their course.





Expert-Led Case Studies and Case Analysis

Effective learning ought to be contextual. Therefore, TECH presents real cases in which the expert will guide students, focusing on and solving the different situations: a clear and direct way to achieve the highest degree of understanding.



Testing & Retesting

We periodically evaluate and re-evaluate students' knowledge throughout the program, through assessment and self-assessment activities and exercises, so that they can see how they are achieving their goals.



Classes

There is scientific evidence suggesting that observing third-party experts can be useful.

Learning from an Expert strengthens knowledge and memory, and generates confidence in future difficult decisions.



Quick Action Guides

TECH offers the most relevant contents of the course in the form of worksheets or quick action guides. A synthetic, practical, and effective way to help students progress in their learning.



06 Certificate

The Postgraduate Certificate in Update on Placental and Fetal Adnexal Pathology and its Main Obstetric Emergencies in Nursing guarantees students, in addition to the most rigorous and up-to-date education, access to a Postgraduate Certificate issued by TECH Global University.





“

*Successfully complete this training
and receive your university degree
without travel or laborious paperwork”*

This program will allow you to obtain your **Postgraduate Certificate in Update on Placental and Fetal Adnexal Pathology and its Main Obstetric Emergencies in Nursing** endorsed by **TECH Global University**, the world's largest online university.

TECH Global University is an official European University publicly recognized by the Government of Andorra ([official bulletin](#)). Andorra is part of the European Higher Education Area (EHEA) since 2003. The EHEA is an initiative promoted by the European Union that aims to organize the international training framework and harmonize the higher education systems of the member countries of this space. The project promotes common values, the implementation of collaborative tools and strengthening its quality assurance mechanisms to enhance collaboration and mobility among students, researchers and academics.

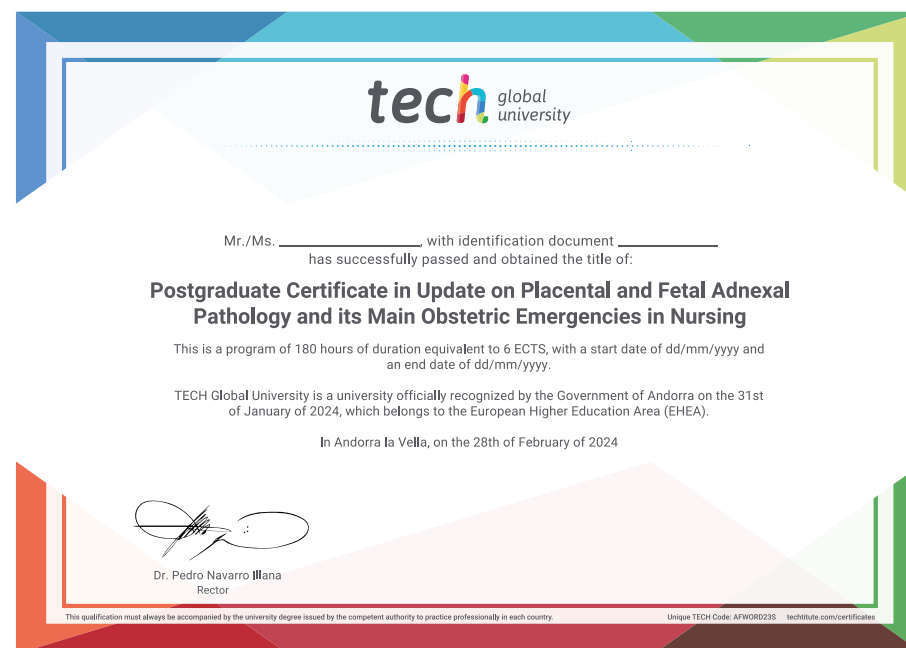
This **TECH Global University** title is a European program of continuing education and professional updating that guarantees the acquisition of competencies in its area of knowledge, providing a high curricular value to the student who completes the program.

Title: **Postgraduate Certificate in Update on Placental and Fetal Adnexal Pathology and its Main Obstetric Emergencies in Nursing**

Modality: **online**

Duration: **6 weeks**

Accreditation: **6 ECTS**



*Apostille Convention. In the event that the student wishes to have their paper diploma issued with an apostille, TECH Global University will make the necessary arrangements to obtain it, at an additional cost.



Postgraduate Certificate

Update on Placental and Fetal Adnexal Pathology and its Main Obstetric Emergencies in Nursing

- » Modality: online
- » Duration: 6 weeks
- » Certificate: TECH Global University
- » Credits: 6 ECTS
- » Schedule: at your own pace
- » Exams: online

Postgraduate Certificate

Update on Placental and Fetal
Adnexal Pathology and its Main
Obstetric Emergencies in Nursing

