

Postgraduate Certificate Surgical Wound Management (QX) for Nursing





Postgraduate Certificate Surgical Wound Management (QX) for Nursing

- » Modality: online
- » Duration: 6 weeks
- » Certificate: TECH Global University
- » Accreditation: 6 ECTS
- » Schedule: at your own pace
- » Exams: online

Website: www.techtute.com/us/nursing/postgraduate-certificate/surgical-wound-management-qx-nursing

Index

01

Introduction

p. 4

02

Objectives

p. 8

03

Course Management

p. 14

04

Structure and Content

p. 20

05

Methodology

p. 24

06

Certificate

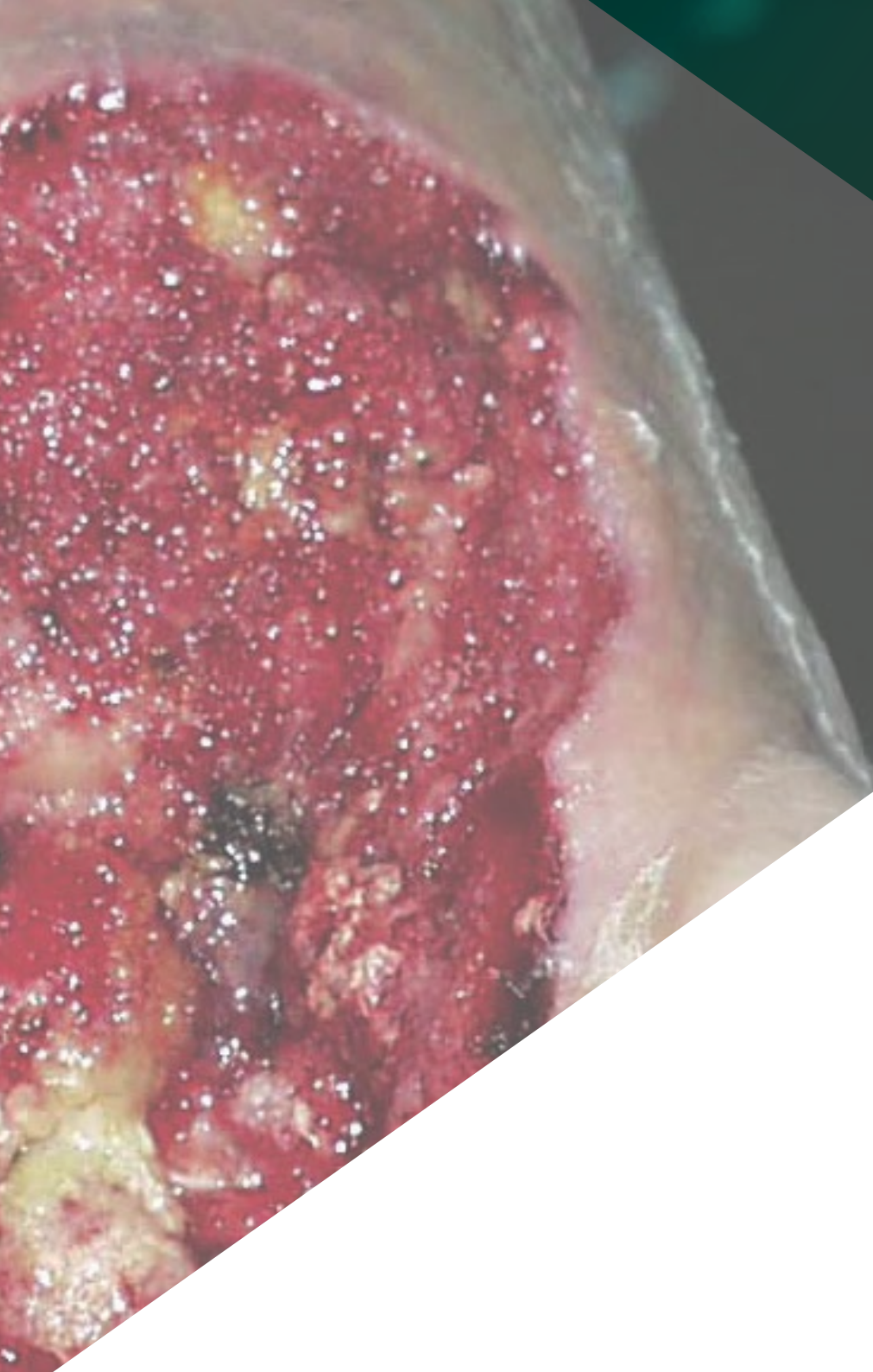
p. 32

01

Introduction

A report by the World Health Organization estimates that approximately 235 million operations are performed globally each year, many of which require complex postoperative wound management interventions. Given this scenario, nursing professionals have the responsibility to incorporate into their routine clinical practice the most innovative strategies to promote effective healing and minimize the risk of complications. For this reason, TECH presents a revolutionary university program focused on the latest advances in the approach to surgical wounds. It is worth noting that it is taught in a flexible 100% online format, which offers graduates the possibility of planning their own schedules and study time.





“

With this Postgraduate Certificate based on Relearning, you will perform accurate assessments of Surgical Wounds and recognize early signs of infections or complications”

The field of Nursing has experienced significant advancement with the advent of Industry 4.0, which has brought with it various technological tools for Surgical Wound management. From smart dressings that monitor moisture to Negative Pressure Wound Therapy systems, these tools are redefining the standard of patient care. In this context, nurses need to acquire advanced competencies to manage these innovations to improve wound healing processes and reduce infection rates.

In this context, TECH is launching a pioneering and comprehensive program in Surgical Wound Management (QX) for Nursing. Conceived by references in this area, the academic itinerary will delve into the care of these pathologies, taking into account dressing changes and continuous monitoring of signs of infection. At the same time, the syllabus will delve into the management of pain in surgical wounds. Therefore, graduates will develop skills to perform regional blocks and relaxation techniques. On the other hand, the program will provide nurses with the most advanced strategies to educate patients on the importance of wound care and the recognition of signs of complications.

It is worth noting that this university program becomes more dynamic thanks to the multimedia pills and the wide variety of didactic resources offered by TECH (such as specialized readings, interactive summaries or case studies). In addition, TECH's Relearning methodology will allow nursing professionals to obtain a much more effective update in less time. Therefore, their learning process will be completely natural and progressive, so they will not have to invest long hours of study. In addition, the program will feature the collaboration of a renowned International Guest Director, who will give comprehensive master classes to delve into the latest advances in Surgical Wound Care.

This **Postgraduate Certificate in Surgical Wound Management (QX) for Nursing** contains the most complete and up-to-date scientific program on the market. The most important features include:

- ♦ The development of case studies presented by experts in Wound Care for Nursing
- ♦ The graphic, schematic and eminently practical contents with which it is conceived gather scientific and practical information on those disciplines that are indispensable for professional practice
- ♦ Practical exercises where self-assessment can be used to improve learning.
- ♦ Its special emphasis on innovative methodologies
- ♦ Theoretical lessons, questions to the expert, debate forums on controversial topics, and individual reflection assignments
- ♦ Content that is accessible from any fixed or portable device with an Internet connection



A distinguished International Guest Director will offer an intensive Masterclass to delve into the latest innovations in advanced wound healing therapies”

“

You will delve into new dressings for Surgical Wound care, which will keep you up to date on the latest advances in the field”

The program’s teaching staff includes professionals from the field who contribute their work experience to this educational program, as well as renowned specialists from leading societies and prestigious universities.

The multimedia content, developed with the latest educational technology, will provide the professional with situated and contextual learning, i.e., a simulated environment that will provide immersive education programmed to learn in real situations.

This program is designed around Problem-Based Learning, whereby the professional must try to solve the different professional practice situations that arise during the course. For this purpose, students will be assisted by an innovative interactive video system created by renowned and experienced experts.

Do you want to specialize in the care of Surgical Wounds in geriatric patients? Achieve it with this program.

You will complete the program 100% online, which will allow you to update your knowledge while you develop your full-time care activity.



02

Objectives

Upon completion of this program, nurses will have a holistic understanding of the pathophysiology of Surgical Wounds. Likewise, professionals will develop skills for the effective management of these conditions, ranging from cleaning or debridement techniques to the application of dressings and drainage management. In line with this, graduates will incorporate into their daily practice the most advanced strategies to educate patients about proper wound care at home, as well as the warning signs that require health care.



“

You will develop advanced skills for the effective approach to Surgical Wounds, including cleaning techniques, debridement and drainage management”



General Objectives

- ♦ Develop key techniques and considerations in skin assessment in Nursing
- ♦ Determine the management of common dermatologic conditions
- ♦ Examine recent advances in dermatologic care and their application in Nursing practice
- ♦ Examine Dependency-Related Skin Lesions and understand their etiology
- ♦ Analyze the risk factors and underlying causes of pressure ulcers
- ♦ Establish the relationship between prolonged pressure and ulcer development
- ♦ Assess the prevalence and impact of Dependency-Related Skin Lesions in health care
- ♦ Substantiate the complexity of comprehensive management of venous ulcers from a preventive approach
- ♦ Develop specialized competencies in the treatment and care of venous ulcers to design personalized care plans and coordinate interdisciplinary care for patients with venous ulcers
- ♦ Update knowledge on the latest advances and technologies in venous ulcer treatments to be able to integrate them into clinical practice and improve patient outcomes
- ♦ Analyze the pathophysiology of arterial ulcers, exploring the underlying causes and mechanisms that will trigger arterial ulcer formation to improve diagnosis and management
- ♦ Master assessment and diagnostic techniques, specializing nurses in the accurate identification of arterial ulcers, differentiation between arterial ulcers and other skin lesions, to facilitate an effective care plan
- ♦ Develop skills in the comprehensive management of arterial ulcers, providing practical tools and strategies for the treatment of arterial ulcers, including wound healing techniques, infection prevention and promotion of healing
- ♦ Substantiate relevant principles of surgical wound care
- ♦ Generate specialized knowledge to master wound assessment techniques to identify complications
- ♦ Manage best practices in wound dressing and cleansing
- ♦ Analyze the best strategies to prevent infection and promote optimal healing
- ♦ Develop the importance of patient education in wound care
- ♦ Prevent the development of diabetic foot ulcers through a combination of proper skin care, patient education on regular foot inspection, proper footwear and early identification and management of risk factors
- ♦ Prevent serious complications such as infections, osteomyelitis and amputations by controlling blood glucose, treating neuropathy and peripheral vascular disease, and providing early care for any injuries
- ♦ Educate the patient on diabetic foot management, the importance of self-care: regular foot examination, proper skin care, wearing appropriate footwear, and seeking timely medical attention for injuries
- ♦ Adopt Advanced Treatment Strategies, specialized methods and techniques for the treatment of skin lesions in pediatrics
- ♦ Promote multidisciplinary collaboration with other health care professionals and Prevention and Education, instilling the importance of skin lesion prevention and education for parents and caregivers



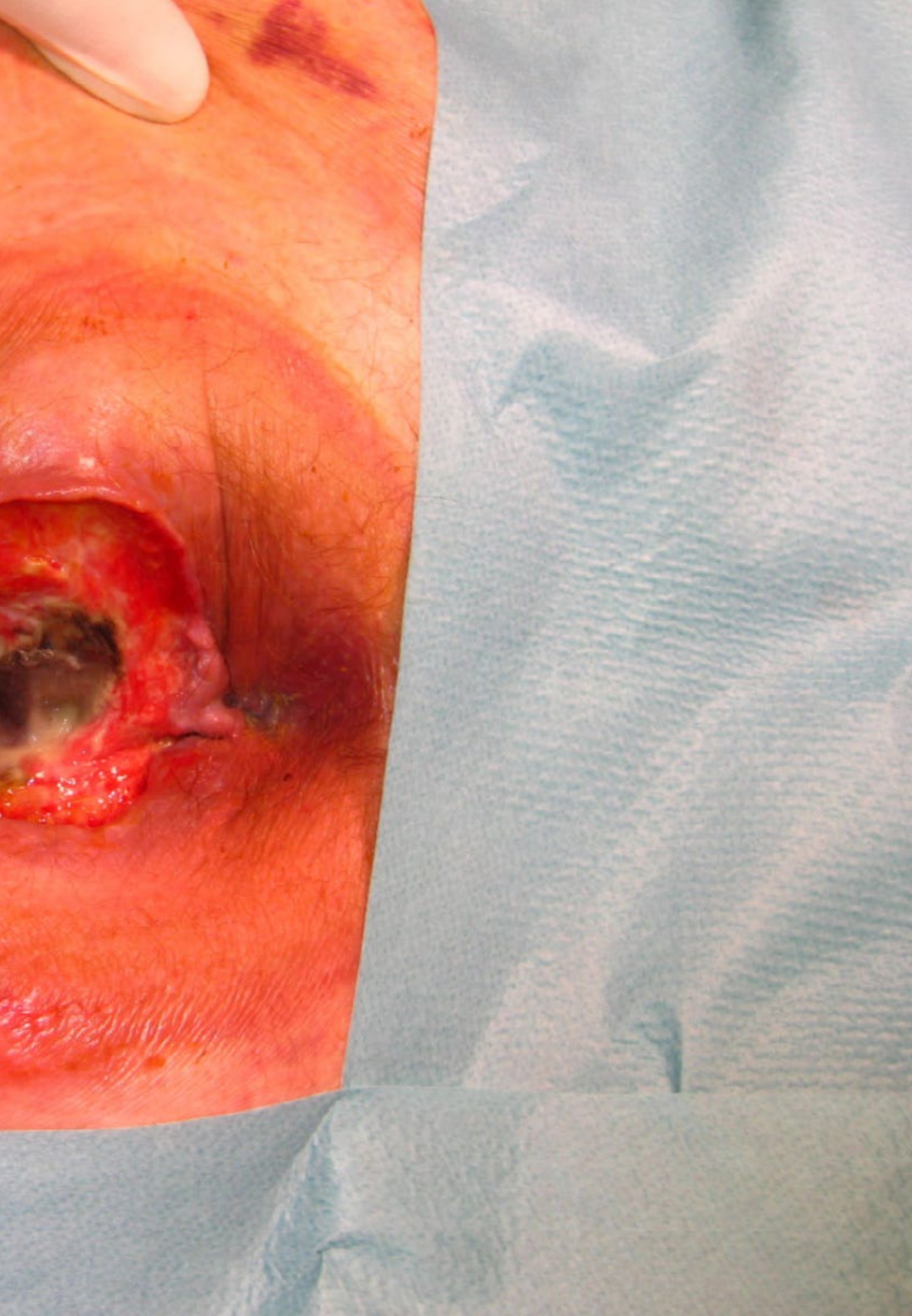
- ◆ Develop specialized clinical skills in the management of skin lesions in Pediatrics and equip nurses with skills to treat and manage skin lesions in children
- ◆ Examine the Physiology of Pediatric Skin, determine the differences between pediatric and adult skin and the treatment of lesions
- ◆ Adopt Advanced Treatment Strategies, methods and specialized techniques for the treatment of skin lesions in Pediatrics
- ◆ Promote Effective Communication, develop skills to communicate with children and their caregivers in a compassionate and effective manner
- ◆ Adopt Advanced Treatment Strategies, methods and specialized techniques for the treatment of skin lesions in Pediatrics
- ◆ Promote Effective Communication, develop skills to communicate with children and their caregivers in a compassionate and effective manner
- ◆ Promote multidisciplinary collaboration with other health care professionals and Prevention and Education, instilling the importance of skin lesion prevention and education for parents and caregivers



Specific Objectives

- ♦ Identify factors that affect surgical wound healing such as patient age, nutritional status, presence of chronic disease, and type of surgery performed
- ♦ Differentiate between different types of surgical wounds based on etiology, such as clean, contaminated, or infected incisions and understand how these differences affect the approach to care
- ♦ Determine the characteristics of a surgical wound in the process of normal healing, including granulation tissue formation, epithelialization and wound contraction
- ♦ Develop the fundamental principles of surgical wound cleansing, the importance of using non-cytotoxic cleansing solutions and avoiding damage to granulation tissue
- ♦ List the signs and symptoms of surgical wound infection such as redness, warmth, pain, edema and oozing and understand the importance of early identification and treatment of these complications
- ♦ Analyze the different types of dressings used in surgical wound management, analgesic administration according to pain intensity and patient preferences
- ♦ Evaluate the effectiveness of surgical wound care interventions by regular monitoring of wound healing, assessment of the amount and character of wound exudate and detection of signs of complications
- ♦ Demonstrate skills in patient education about surgical wound care by using effective communication techniques and tailoring information to the individual needs and level of patient understanding





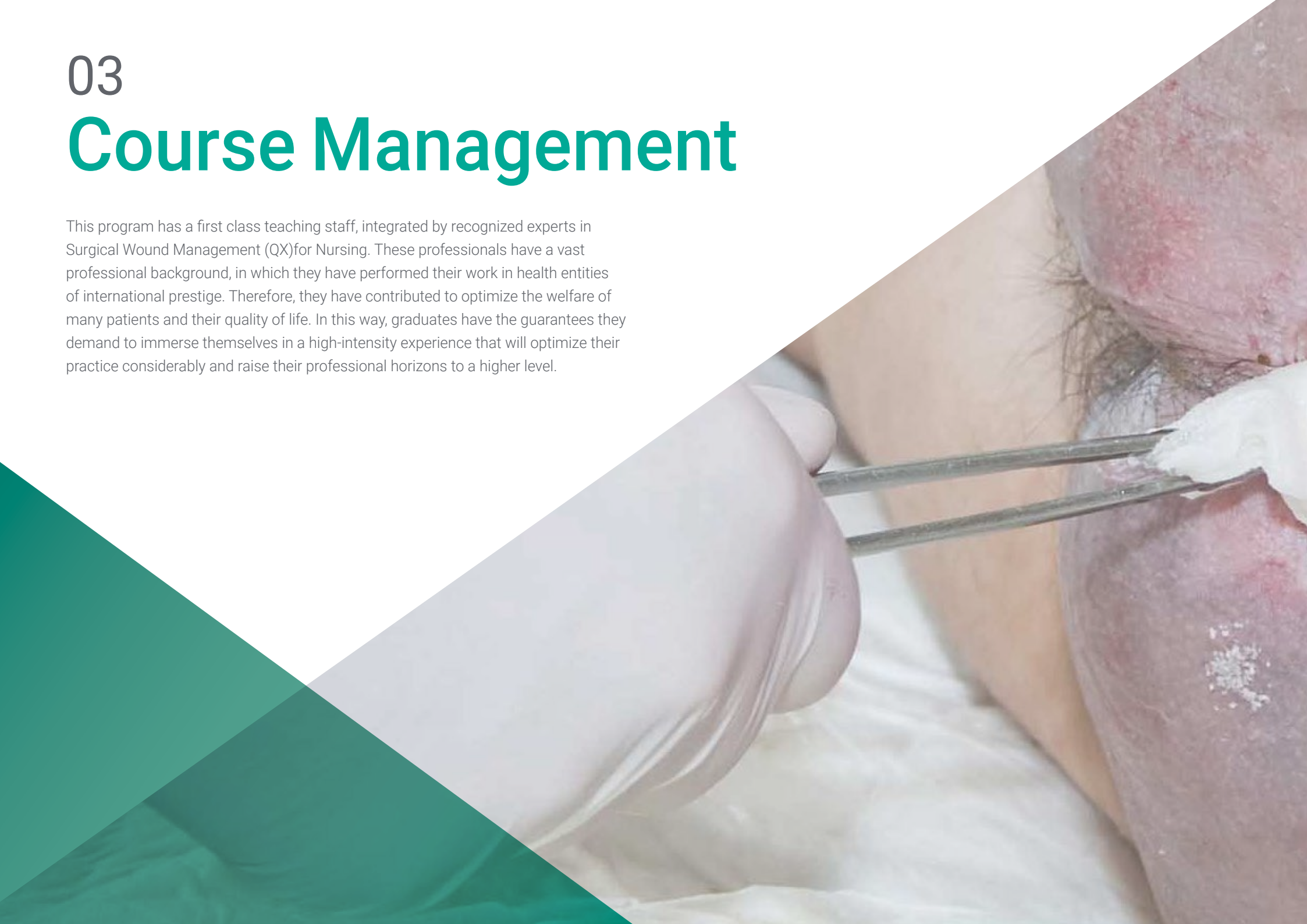
“

You will study through explanatory videos, interactive summaries and evaluative tests; which will allow you to assimilate all the knowledge in an enjoyable way”

03

Course Management

This program has a first class teaching staff, integrated by recognized experts in Surgical Wound Management (QX)for Nursing. These professionals have a vast professional background, in which they have performed their work in health entities of international prestige. Therefore, they have contributed to optimize the welfare of many patients and their quality of life. In this way, graduates have the guarantees they demand to immerse themselves in a high-intensity experience that will optimize their practice considerably and raise their professional horizons to a higher level.





“

The teaching team of this program will show you the most avant-garde techniques for the management of pain caused by Surgical Wounds”

Guest Director



Mr. Pérez Barreno, David,

- Complex Chronic Wounds Nurse in the Malaga-Guadalhorce Valley Health District
- Manager and Coordinator of Nursing staff in health care centers
- KOL in several innovation and research projects related to Wound Care Nursing
- Member of the Group of Research in Care of Malaga (Invescuida) IBIMA
- Administrator of OJS Platforms in Nursing scientific journals
- Master's Degree in Deterioration of Cutaneous Integrity, Ulcers and Wounds by the Catholic University of Valencia
- University Expert in Care and Cure of Chronic Wounds by the University of Cantabria
- University Expert in Nursing Human Resources Management, UNED (UNED)
- Postgraduate Certificate in Nursing from the University of Cadiz
- Diploma in Physiotherapy from the University of La Laguna, Tenerife
- Member of: Spanish Association of Vascular and Wound Nursing, Spanish Wound Society, and European Wound Management Association (EWMA)

Management



Mr. Toribio Martínez, Sergio José

- ♦ Academic Specialist in Nursing at the University of Granada
- ♦ Nurse of the Operating Room Service at the University Hospital of Ceuta
- ♦ Member of the Commission for Research, Teaching and Continuing Education at the University Hospital of Ceuta
- ♦ Expert in Evaluation of Continuing Health Education Activities at the National Institute of Health Management, Ministry of Health and Consumer Affairs
- ♦ Master's Degree in Nursing Sciences Research, University of Almeria
- ♦ Master's Degree in Occupational Risk Prevention, specializing in Ergonomics, Occupational Safety, Industrial Hygiene and Applied Psychosociology
- ♦ University Expert in Emergency Nursing from the Complutense University of Madrid
- ♦ Diploma in Nursing from the University of Granada
- ♦ Higher Diploma in Management and Administration of Health and Social Services Companies, National School of Health, Carlos III Health Institute
- ♦ Diploma in Health by the National School of Health, Carlos III Institute of Health

Professors

Ms. Bueno Ramírez, Soledad

- ♦ Nurse of Internal Medicine and Outpatients at the University Hospital of Ceuta
- ♦ Nurse at the Fresenius Medical Care Dialysis Center
- ♦ Nurse in the Surgical Medicine Service at the Military Hospital, Ceuta
- ♦ Nurse in the Psychiatry and Internal Medicine Service at the Reina Sofia University Hospital
- ♦ Nurse at the Ceuta Dialysis Center, Ceuta
- ♦ Nurse at FEAPS (Center for the Physically, Mentally and Sensory Handicapped)
- ♦ Nurse for Nest, Emergency and Plant Services at Hospiten Sur, Tenerife
- ♦ Master's Degree in Nursing in Emergencies and Catastrophes
- ♦ Master's Degree in Nursing in Internal Medicine
- ♦ University Expert in Nursing Processes and Interventions in the field of General Care
- ♦ University Expert in Disaster Management for Nursing
- ♦ University Expert in Advanced Life Support
- ♦ University Expert in Severe Trauma Care for Nursing
- ♦ University Expert in Emergency Medical Care for Nursing
- ♦ University Expert in Pregnancy, Childbirth and Puerperium for Nursing
- ♦ University Expert in Pediatric Care for Nursing
- ♦ Diploma in Business Nursing from the University of Ceuta
- ♦ Diploma in Nursing from the University of Granada
- ♦ Higher Technician in Clinical Diagnostics Laboratory

Ms. Fernández de Barrena San Miguel, Ainhoa

- ♦ Nurse in the Emergency Department at the University Hospital of Ceuta
- ♦ Nurse in Vivanta Clinics, Aesthetic Medicine
- ♦ Nurse in Plena Inclusion Ceuta
- ♦ Nurse at the Temporary Stay Center for Immigrants (CETI)
- ♦ Professional Master's Degree in Accident, Emergency and Disaster Nursing
- ♦ Professional Master's Degree in Internal Medicine Nursing
- ♦ University Expert in Disaster Management for Nursing
- ♦ University Expert in Emergency Medical Care for Nursing
- ♦ University Expert in Severe Trauma Care for Nursing
- ♦ University Expert in Advanced Life Support for Nursing
- ♦ University Expert in Applied Infectious Diseases in Nursing
- ♦ Diploma in Nursing from the University of Granada

Ms. Pareja Miralles, Patricia

- ♦ Nurse of the Internal Medicine Service at the University Hospital of Ceuta
- ♦ Dialysis Service Nurse at RTS (BAXTER)
- ♦ Nurse of the Dialysis Service at Fresenius Medical Care
- ♦ Nurse at the Venus Center, Ceuta
- ♦ Master's Degree in Internal Medicine Nursing
- ♦ Master's Degree in Emergency and Catastrophe Nursing
- ♦ University Expert in Advanced Life Support for Nursing
- ♦ University Expert in Disaster Management for Nursing

- ♦ University Expert in Processes of Nursing Interventions in the Field of General Care
- ♦ University Expert in Pediatric Care for Nursing
- ♦ University Expert in Pregnancy, Childbirth and Puerperium for Nursing
- ♦ University Expert in Severe Trauma Care for Nursing
- ♦ University Expert in Emergency Medical Care for Nursing
- ♦ Diploma in Nursing from the University School of Granada

Ms. Gaona Ortiz, Noelia

- ♦ Nurse in Public Health Services and Centers in Ceuta
- ♦ Nurse in Franciscan Brothers of Cruz Blanca
- ♦ Nurse in Pia Union Fraternity of Christ, Residence Nazareth, Ceuta
- ♦ Nurse in Residencia Sar Rosario, Torres de la Alameda, Madrid
- ♦ Nurse in Provincial Sanitary Union, Ceuta
- ♦ Nurse at Medical Center and Home Care, Ceuta
- ♦ Master's Degree in Nursing in Emergencies and Disasters by the University CEU Cardenal Herrera
- ♦ Master's Degree in Nursing Direction and Management, CEU Cardenal Herrera University
- ♦ Master's Degree in Nursing in the Internal Medicine Department by the University CEU Cardenal Herrera
- ♦ University expert in Infectious Diseases Applied to Nursing by the CEU Cardenal Herrera University
- ♦ University expert in Medical Emergencies for Nursing by the CEU Cardenal Herrera University
- ♦ University expert in Severe Trauma Care for Nursing by the CEU Cardenal Herrera University
- ♦ University expert in Advanced Life Support by the CEU Cardenal Herrera University

- ♦ University expert in Nursing Processes and Interventions in the field of General Care by the CEU Cardenal Herrera University
- ♦ University expert in Disaster Management for Nursing, CEU Cardenal Herrera University
- ♦ Diploma in Nursing from the University School of Nursing Red Cross, Ceuta

Ms. Romero Sousa, Gema María

- ♦ Nurse at the University Hospital of Ceuta
- ♦ Nurse in Primary Care
- ♦ Nurse in Spanish Red Cross
- ♦ Nurse at Cruz Blanca
- ♦ Nurse at Gerón Residence
- ♦ Nurse in Nazareth Residence
- ♦ Professional Master's Degree in Accident, Emergency and Disaster Nursing
- ♦ Professional Master's Degree in Nursing in Internal Medicine
- ♦ University Expert in Severe Trauma Care for Nursing
- ♦ University Expert in Emergency Medical Care for Nursing
- ♦ University Expert in Disaster Management for Nursing
- ♦ University Expert in Applied Infectious Diseases in Nursing
- ♦ University Expert in Advanced Life Support for Nursing
- ♦ Graduate in Nursing from the University of Malaga

04

Structure and Content

Thanks to this program, nurses will have a detailed knowledge of the care of patients with Surgical Wounds. The syllabus will delve into the prevention of these injuries, focusing on the use of prophylactic antibiotics, surgical asepsis techniques and the control of risk factors. Likewise, the didactic contents will delve into the most innovative techniques for the treatment of complications, among which the management of wound dehiscence or hematoma drainage stand out. In this way, graduates will improve wound healing and contribute to patient recovery.





“

You will design the most innovative strategies to prevent infections in Surgical Wounds, including aseptic techniques and the use of antibiotics”

Module 1. Surgical Wound Management (QX) for Nursing

- 1.1 Surgical Injuries
 - 1.1.1. Abdominal Incisions
 - 1.1.2. Orthopedic Wounds
 - 1.1.3. Thoracic Wounds
- 1.2. Infection Prevention in Surgical Wounds
 - 1.2.1. Use of Prophylactic Antibiotics
 - 1.2.2. Surgical Asepsis Techniques
 - 1.2.3. Control of Patient Risk Factors
- 1.3. Surgical Wound Care
 - 1.3.1. Dressing Change
 - 1.3.2. Monitoring for Signs of Infection
 - 1.3.3. Home Care Instructions
- 1.4. Management of Surgical Wound Complications
 - 1.4.1. Management of Wound Dehiscence
 - 1.4.2. Hematoma Drainage
 - 1.4.3. Evaluation of Signs of Infection
- 1.5. Pain Management in Surgical Wounds
 - 1.5.1. Systemic Analgesics
 - 1.5.2. Regional Blocks
 - 1.5.3. Relaxation Techniques
- 1.6. Nutrition and Surgical Wounds
 - 1.6.1. Assessment of Nutritional Status
 - 1.6.2. Nutritional Supplements
 - 1.6.3. Dietary Intake Monitoring
- 1.7. Care of Surgical Wounds in Geriatric Patients
 - 1.7.1. Frailty Assessment
 - 1.7.2. Adaptations in Care
 - 1.7.3. Multidisciplinary Rehabilitation



- 1.8. Care of Surgical Wounds in Patients with Chronic Diseases
 - 1.8.1. Control of Concomitant Diseases
 - 1.8.2. Coordination of Care
 - 1.8.3. Preventive Interventions
- 1.9. Patient Education on Surgical Wound Care
 - 1.9.1. Postoperative Care Instructions
 - 1.9.2. Recognition of Signs of Complications
 - 1.9.3. Importance of Medical Follow-Up
- 1.10. Advances in Surgical Wound Care
 - 1.10.1. New Dressings and Healing Technologies
 - 1.10.2. Advanced Healing Therapies
 - 1.10.3. Research on Growth Factors and Biomaterials

“

An academic proposal with a scientific approach, with which you will be at the forefront of the latest advances in Surgical Wound Management. Enroll now!”

05

Methodology

This academic program offers students a different way of learning. Our methodology uses a cyclical learning approach: **Relearning.**

This teaching system is used, for example, in the most prestigious medical schools in the world, and major publications such as the **New England Journal of Medicine** have considered it to be one of the most effective.



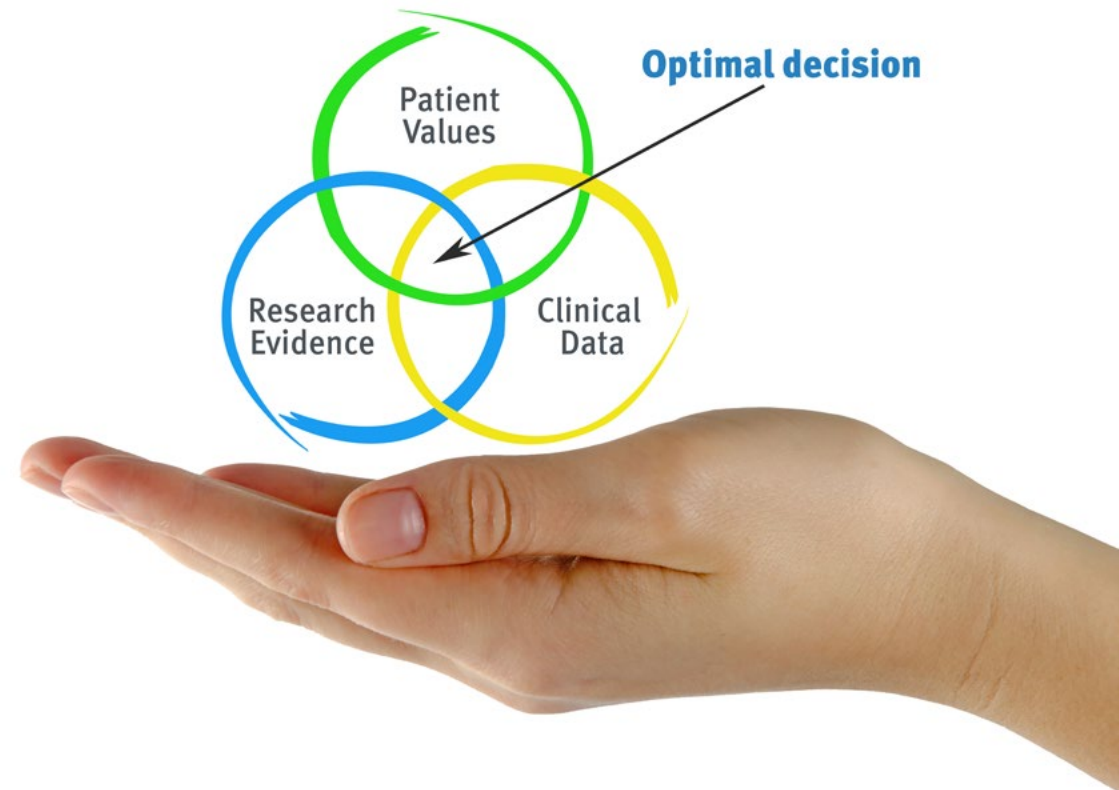
“

Discover Relearning, a system that abandons conventional linear learning, to take you through cyclical teaching systems: a way of learning that has proven to be extremely effective, especially in subjects that require memorization"

At TECH Nursing School we use the Case Method

In a given situation, what should a professional do? Throughout the program, students will face multiple simulated clinical cases, based on real patients, in which they will have to do research, establish hypotheses, and ultimately resolve the situation. There is an abundance of scientific evidence on the effectiveness of the method. Nurses learn better, faster, and more sustainably over time.

With TECH, nurses can experience a learning methodology that is shaking the foundations of traditional universities around the world.



According to Dr. Gérvas, the clinical case is the annotated presentation of a patient, or group of patients, which becomes a "case", an example or model that illustrates some peculiar clinical component, either because of its teaching power or because of its uniqueness or rarity. It is essential that the case is based on current professional life, in an attempt to recreate the real conditions in professional nursing practice.

“

Did you know that this method was developed in 1912, at Harvard, for law students? The case method consisted of presenting students with real-life, complex situations for them to make decisions and justify their decisions on how to solve them. In 1924, Harvard adopted it as a standard teaching method”

The effectiveness of the method is justified by four fundamental achievements:

1. Nurses who follow this method not only grasp concepts, but also develop their mental capacity, by evaluating real situations and applying their knowledge.
2. The learning process has a clear focus on practical skills that allow the nursing professional to better integrate knowledge acquisition into the hospital setting or primary care.
3. Ideas and concepts are understood more efficiently, given that the example situations are based on real-life.
4. Students like to feel that the effort they put into their studies is worthwhile. This then translates into a greater interest in learning and more time dedicated to working on the course.



Relearning Methodology

At TECH we enhance the case method with the best 100% online teaching methodology available: Relearning.

This university is the first in the world to combine case studies with a 100% online learning system based on repetition combining a minimum of 8 different elements in each lesson, which is a real revolution compared to the simple study and analysis of cases.



The nurse will learn through real cases and by solving complex situations in simulated learning environments. These simulations are developed using state-of-the-art software to facilitate immersive learning.

At the forefront of world teaching, the Relearning method has managed to improve the overall satisfaction levels of professionals who complete their studies, with respect to the quality indicators of the best online university (Columbia University).

With this methodology we have trained more than 175,000 nurses with unprecedented success in all specialities regardless of practical workload. Our pedagogical methodology is developed in a highly competitive environment, with a university student body with a strong socioeconomic profile and an average age of 43.5 years old.

Relearning will allow you to learn with less effort and better performance, involving you more in your specialization, developing a critical mindset, defending arguments, and contrasting opinions: a direct equation to success.

In our program, learning is not a linear process, but rather a spiral (learn, unlearn, forget, and re-learn). Therefore, we combine each of these elements concentrically.

The overall score obtained by TECH's learning system is 8.01, according to the highest international standards.



This program offers the best educational material, prepared with professionals in mind:



Study Material

All teaching material is produced by the specialists who teach the course, specifically for the course, so that the teaching content is really specific and precise.

These contents are then adapted in audiovisual format, to create the TECH online working method. All this, with the latest techniques that offer high-quality pieces in each and every one of the materials that are made available to the student.



Nursing Techniques and Procedures on Video

We introduce you to the latest techniques, to the latest educational advances, to the forefront of current medical techniques. All of this in direct contact with students and explained in detail so as to aid their assimilation and understanding. And best of all, you can watch them as many times as you want.



Interactive Summaries

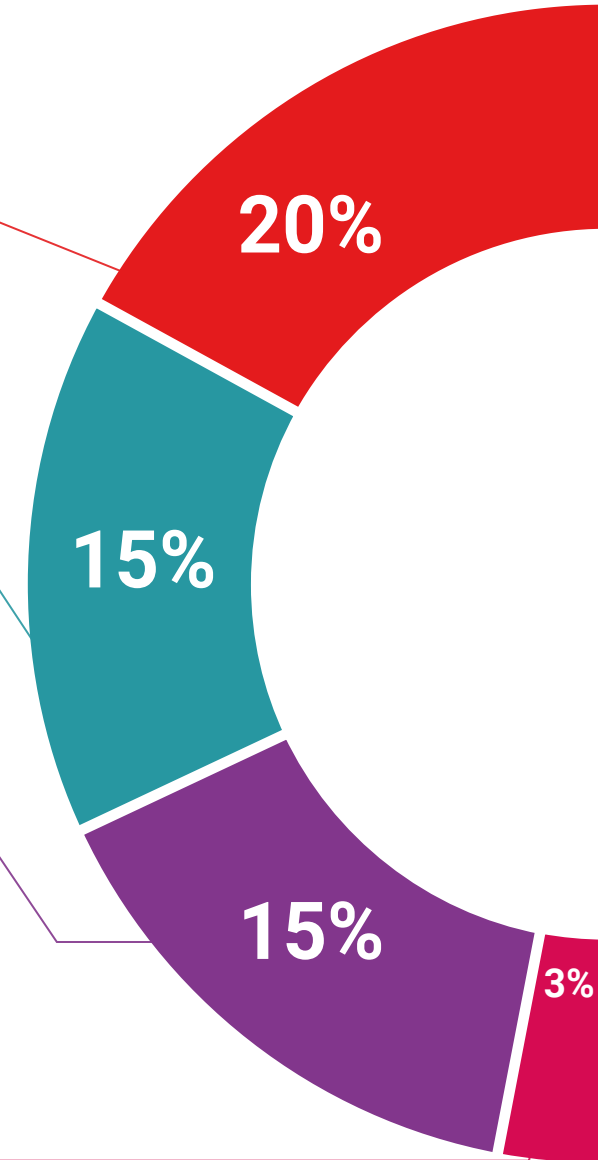
The TECH team presents the contents attractively and dynamically in multimedia lessons that include audio, videos, images, diagrams, and concept maps in order to reinforce knowledge.

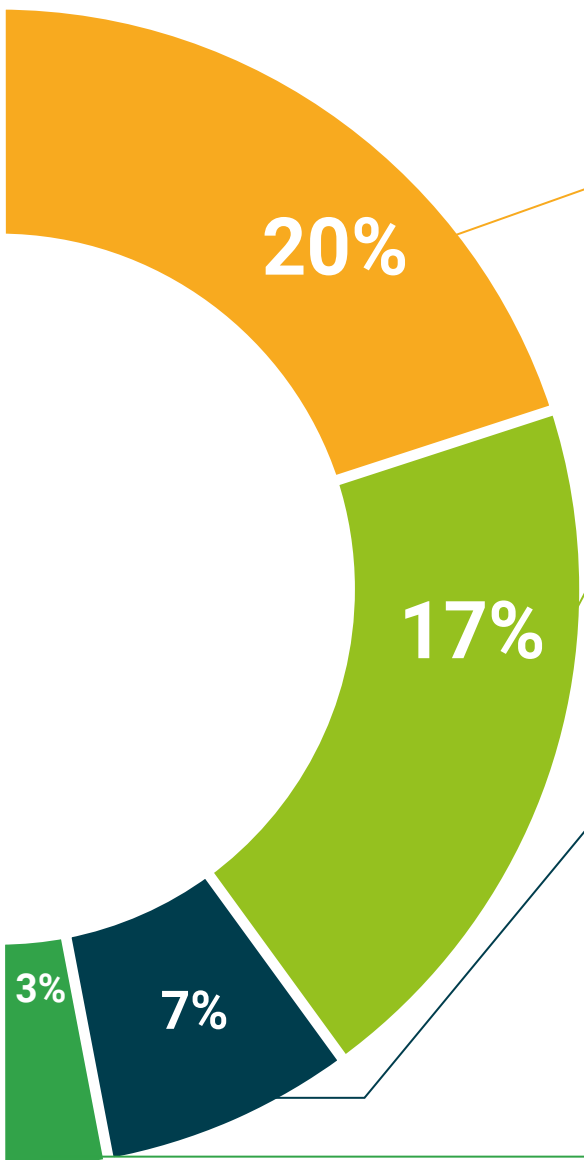
This exclusive educational system for presenting multimedia content was awarded by Microsoft as a "European Success Story".



Additional Reading

Recent articles, consensus documents and international guidelines, among others. In TECH's virtual library, students will have access to everything they need to complete their course.





Expert-Led Case Studies and Case Analysis

Effective learning ought to be contextual. Therefore, TECH presents real cases in which the expert will guide students, focusing on and solving the different situations: a clear and direct way to achieve the highest degree of understanding.



Testing & Retesting

The student's knowledge is periodically assessed and re-assessed throughout the program, through evaluative and self-evaluative activities and exercises: in this way, students can check how they are doing in terms of achieving their goals.



Classes

There is scientific evidence suggesting that observing third-party experts can be useful.

Learning from an Expert strengthens knowledge and memory, and generates confidence in future difficult decisions.



Quick Action Guides

TECH offers the most relevant contents of the course in the form of worksheets or quick action guides. A synthetic, practical and effective way to help students progress in their learning.



06 Certificate

The Postgraduate Certificate in Surgical Wound Management (QX) for Nursing guarantees students, in addition to the most rigorous and up-to-date education, access to a Postgraduate Certificate issued by TECH Global University.



“

Successfully complete this program and receive your university qualification without having to travel or fill out laborious paperwork"

This private qualification will allow you to obtain a **Postgraduate Certificate in Surgical Wound Management (QX) for Nursing** endorsed by **TECH Global University**, the world's largest online university.

TECH Global University is an official European University publicly recognized by the Government of Andorra ([official bulletin](#)). Andorra is part of the European Higher Education Area (EHEA) since 2003. The EHEA is an initiative promoted by the European Union that aims to organize the international training framework and harmonize the higher education systems of the member countries of this space. The project promotes common values, the implementation of collaborative tools and strengthening its quality assurance mechanisms to enhance collaboration and mobility among students, researchers and academics.

This **TECH Global University** private qualification is a European program of continuing education and professional updating that guarantees the acquisition of competencies in its area of knowledge, providing a high curricular value to the student who completes the program.

Title: **Postgraduate Certificate in Surgical Wound Management (QX) for Nursing**

Modality: **online**

Duration: **6 weeks**

Accreditation: **6 ECTS**





Postgraduate Certificate
Surgical Wound Management
(QX) for Nursing

- » Modality: online
- » Duration: 6 weeks
- » Certificate: TECH Global University
- » Accreditation: 6 ECTS
- » Schedule: at your own pace
- » Exams: online

Postgraduate Certificate

Surgical Wound Management (QX) for Nursing

